



Rasha Prince
Director
Regulatory Affairs

555 W. Fifth Street, GT14D6
Los Angeles, CA 90013-1011
Tel: 213.244.5141
Fax: 213.244.4957
RPrince@semprautilities.com

September 30, 2010

Advice No. 4153
(U 904 G)

Public Utilities Commission of the State of California

Subject: Annual Compliance Report on Utility System Operator's Southern System Reliability Purchases and Sales

Southern California Gas Company (SoCalGas) hereby submits for filing with the California Public Utilities Commission (Commission) the Annual Compliance Report (ACR) demonstrating that activities to maintain Southern System reliability from April 1, 2009 through August 31, 2010 were in compliance with the standards, criteria and procedures described in Sections 9 through 17 of SoCalGas Rule No. 41.

Purpose

The purpose of this Advice Letter (AL) is to comply with certain provisions of SoCalGas' 2009 BCAP Phase Two Settlement Agreement (see below); and to allow SoCalGas to recover all the transaction costs described herein in its customer transportation rates during year 2011.

Background

In Decision (D.) 09-11-006, the Commission adopted SoCalGas' 2009 BCAP Phase Two Settlement Agreement¹. Pursuant to Section II(B)(1) of the Settlement Agreement and as described in Section 23 of SoCalGas Rule No. 41², on October 1 of each year SoCalGas is required to provide the ACR demonstrating that the Operational Hub's gas procurement activities during the preceding twelve months ending August 31 were in compliance with the standards, criteria and procedures described in Sections 9 through 17 of Rule No. 41. The ACR must be submitted to the Energy Division by an AL, which will be subject to comment or protest. Upon Energy Division's review and verification of the ACR and the Commission Resolution approving the ACR, all the transactions found reasonable by the Energy Division will be amortized in customer transportation rates over the following year. Since these standards, criteria and procedures apply to purchases and sales as of April 1, 2009³ and Rule No. 41 became effective only on February 1, 2010, this ACR is for the

¹ Appendix A of the June 2, 2009 Joint Motion of the Settlement Parties for Adoption of Settlement Agreement and Suspension of Hearing Schedule for Phase Two Issues.

² For details, please go to: <http://www.socalgas.com/regulatory/tariffs/tm2/pdf/41.pdf>.

³ See Section 16 of SoCalGas Rule No. 41.

period April 1, 2009 through August 31, 2010. Therefore, all of the April 1, 2009 through August 31, 2010 transactions, which are found reasonable by the Energy Division will be amortized in customer transportation rates during the year 2011. The next (i.e., second) ACR for the period September 1, 2010 through August 31, 2011 will be filed by an AL on October 1, 2011.

Discussion

In total, from April 1, 2009 through August 31, 2010, SoCalGas spent \$2,173,063 to meet the Southern System minimum flow requirements. The breakdown of the spending by categories is summarized below.

	<u>\$ Amount Spent</u>
Baseload, Exchange Contracts approved by CPUC <i>(December 2009 –February 2010)</i>	1,773,116
Swing, Call-Option Contracts approved by CPUC <i>(September 2009-February 2010)</i>	33,622
Spot Purchases/Sales for Energy Div. Review <i>(July/ December 2009; January/August 2010)</i>	366,325
Total	2,173,063*

**Includes FAR charges of \$535,808.*

Most of the spending was associated with baseload, exchange contracts that were approved by the Commission.⁴ Over the December 2009 - February 2010 period, SoCalGas paid two suppliers (Occidental and Conoco) \$1,773,116 (including FAR charges) for 120,000 dth/day of firm baseload supplies. The details of these Commission-approved payments are provided in Exhibit 1 – Baseload, Exchange Contracts in Attachment B.

SoCalGas purchased 24,992 dth of swing, call-option supplies for a total cost of \$33,622 (with a fixed cost of \$22,200 and a one-day variable cost of \$11,422). The details of this Commission-approved supply (from Occidental) are provided in Exhibit 3⁵ - Swing, Call-Option Contracts in Attachment B. The call options under these contracts had to be exercised before Cycle 1. On several days SoCalGas did not become aware of a supply shortfall until Cycle 2; therefore, this particular supply option was used only on one day.

In total, SoCalGas had a net cost (purchase costs minus sales revenues) of only \$366,325 for 1,018,801 dth of spot supplies, which represents an average net cost of \$0.36/dth. SoCalGas purchased 50,000 dth of spot supplies on one July 2009 flow day for a net cost of \$12,500; 174,241 dth over two flow days in December 2009 for a net cost of \$122,647; 60,000 dth over two flow days in January 2010 for a net cost of \$860, and 734,560 dth over seven flow days in August 2010 for a net cost of \$230,318. The details of these payments are shown in Exhibit 4 - July 2009 Spot Purchase / Sale, Exhibit 5 - December 2009 Spot Purchase / Sale, Exhibit 6 - January 2010 Spot Purchase / Sale, and Exhibit 7 - August 2010 Spot Purchase / Sale, all of which are in Attachment B. All of

⁴ Resolution G-3435 in response to AL 3976 and 3976-A.

⁵ There is no Exhibit 2.

the purchased quantities were equal to or slightly less than the system reliability requests made by the Operator. These requests are posted, after the fact, on Envoy—as shown in Attachment C.

Of the spot market payments mentioned above, only \$19,139 (5% of the total \$366,325 net cost) were outside the target price ranges established in Section 13 of Rule No. 41 (see the highlighted transactions in the attached Exhibit 5 - December 2009 Spot Purchase/Sale and Exhibit 7 - August 2010 Spot Purchase/Sale). These payments, however, are still reasonable since they were made after consulting with at least three different suppliers consistent with the presumed-reasonableness parameters described in Section 14 of Rule No. 41.⁶

Protest

Anyone may protest this AL to the Commission. The protest must state the grounds upon which it is based, including such items as financial and service impact, and should be submitted expeditiously. The protest must be made in writing and must be received within 20 days of the date of this AL, which is October 20, 2010. There is no restriction on who may file a protest. The address for mailing or delivering a protest to the Commission is given below.

CPUC Energy Division
Attention: Tariff Unit
505 Van Ness Avenue
San Francisco, CA 94102

Copies of the protest should also be sent via e-mail to the attention of both Maria Salinas (mas@cpuc.ca.gov) and Honesto Gatchalian (inj@cpuc.ca.gov) of the Energy Division. A copy of the protest should also be sent via both e-mail and facsimile to the address shown below on the same date it is mailed or delivered to the Commission.

Attn: Sid Newsom
Tariff Manager - GT14D6
555 West Fifth Street
Los Angeles, CA 90013-1011
Facsimile No. (213) 244-4957
E-mail: snewsom@SempraUtilities.com

Effective Date

SoCalGas believes that this filing is subject to Energy Division disposition and should be classified as Tier 2 (effective after staff approval) pursuant to GO 96-B. SoCalGas

⁶ Evaluation of Rule No. 41 limits requires examination of Gas Daily prices and is, therefore, not included in the attached public exhibits. Any party using the Gas Daily price information must be an authorized licensee (or will have to purchase a license) of Platts Gas Daily. Energy Division personnel, who are either authorized licensees or are exempt from these licensing restrictions, can review and certify the transactions listed in the following Exhibits on behalf of the Commission and other interested parties. A confidential version of Exhibits 4-7 (Attachment D) with this information has been prepared for Energy Division staff.

respectfully requests that this filing be approved on October 30, 2010, which is 30 calendar days from the date filed.

Notice

A copy of this AL is being sent to the parties listed on Attachment A, which includes parties to A.08-02-001, 2009 BCAP.

Rasha Prince
Director- Regulatory Affairs

Attachments

CALIFORNIA PUBLIC UTILITIES COMMISSION

ADVICE LETTER FILING SUMMARY ENERGY UTILITY

MUST BE COMPLETED BY UTILITY (Attach additional pages as needed)

Company name/CPUC Utility No. **SOUTHERN CALIFORNIA GAS COMPANY (U 904G)**

Utility type:

ELC GAS
 PLC HEAT WATER

Contact Person: Sid Newsom

Phone #: (213) 244-2846

E-mail: SNewsom@semprautilities.com

EXPLANATION OF UTILITY TYPE

ELC = Electric GAS = Gas
PLC = Pipeline HEAT = Heat WATER = Water

(Date Filed/ Received Stamp by CPUC)

Advice Letter (AL) #: 4153

Subject of AL: Annual Compliance Report on Operational Hub's Procurement Activities

Keywords (choose from CPUC listing): Procurement

AL filing type: Monthly Quarterly Annual One-Time Other

If AL filed in compliance with a Commission order, indicate relevant Decision/Resolution #:

Does AL replace a withdrawn or rejected AL? If so, identify the prior AL No

Summarize differences between the AL and the prior withdrawn or rejected AL¹: N/A

Does AL request confidential treatment? If so, provide explanation: Yes, Attachment B is confidential as explained in the AL.

Resolution Required? Yes No

Tier Designation: 1 2 3

Requested effective date: 10/30/10

No. of tariff sheets: 0

Estimated system annual revenue effect (%): N/A

Estimated system average rate effect (%): N/A

When rates are affected by AL, include attachment in AL showing average rate effects on customer classes (residential, small commercial, large C/I, agricultural, lighting).

Tariff schedules affected: None

Service affected and changes proposed¹:

Pending advice letters that revise the same tariff sheets: None

Protests and all other correspondence regarding this AL are due no later than 20 days after the date of this filing, unless otherwise authorized by the Commission, and shall be sent to:

CPUC, Energy Division

Attention: Tariff Unit

505 Van Ness Ave.,

San Francisco, CA 94102

mas@cpuc.ca.gov and jnj@cpuc.ca.gov

Southern California Gas Company

Attention: Sid Newsom

555 West 5th Street, GT14D6

Los Angeles, CA 90013-1011

SNewsom@semprautilities.com

¹ Discuss in AL if more space is needed.

ATTACHMENT A

Advice No. 4153

(See Attached Service Lists)

Alcantar & Kahl
Seema Srinivasan
sls@a-klaw.com

Alcantar & Kahl
Kari Harteloo
klc@a-klaw.com

Alcantar & Kahl LLP
Annie Stange
sas@a-klaw.com

Alcantar & Kahl, LLP
Mike Cade
wmc@a-klaw.com

Barkovich & Yap
Catherine E. Yap
ceyap@earthlink.net

Beta Consulting
John Burkholder
burkee@cts.com

CPUC
Consumer Affairs Branch
505 Van Ness Ave., #2003
San Francisco, CA 94102

CPUC
Energy Rate Design & Econ.
505 Van Ness Ave., Rm. 4002
San Francisco, CA 94102

CPUC
Pearlie Sabino
pzs@cpuc.ca.gov

CPUC - DRA
R. Mark Pocta
rmp@cpuc.ca.gov

CPUC - DRA
Galen Dunham
gsd@cpuc.ca.gov

CPUC - DRA
Jacqueline Greig
jnm@cpuc.ca.gov

California Energy Commission
Randy Roesser
rroesser@energy.state.ca.us

California Energy Market
Lulu Weinzimer
luluw@newsdata.com

Calpine Corp
Avis Clark
aclark@calpine.com

City of Azusa
Light & Power Dept.
215 E. Foothill Blvd.
Azusa, CA 91702

City of Banning
Paul Toor
P. O. Box 998
Banning, CA 92220

City of Burbank
Fred Fletcher/Ronald Davis
164 West Magnolia Blvd., Box 631
Burbank, CA 91503-0631

City of Colton
Thomas K. Clarke
650 N. La Cadena Drive
Colton, CA 92324

City of Long Beach, Gas & Oil Dept.
Chris Garner
2400 East Spring Street
Long Beach, CA 90806

City of Los Angeles
City Attorney
200 North Main Street, 800
Los Angeles, CA 90012

City of Pasadena - Water and Power
Dept.
G Bawa
GBawa@cityofpasadena.net

City of Riverside
Joanne Snowden
jsnowden@riversideca.gov

City of Vernon
Dan Bergmann
dan@igservice.com

Commerce Energy
Catherine Sullivan
csullivan@commerceenergy.com

Commerce Energy
Blake Lazusso
blasuzzo@commerceenergy.com

County of Los Angeles
Stephen Crouch
1100 N. Eastern Ave., Room 300
Los Angeles, CA 90063

Crossborder Energy
Tom Beach
tomb@crossborderenergy.com

DGS
Henry Nanjo
Henry.Nanjo@dgs.ca.gov

Davis Wright Tremaine, LLP
Edward W. O'Neill
505 Montgomery Street, Ste 800
San Francisco, CA 94111

Davis, Wright, Tremaine
Judy Pau
judypau@dwt.com

Dept. of General Services
Celia Torres
celia.torres@dgs.ca.gov

Douglass & Liddell
Dan Douglass
douglass@energyattorney.com

Douglass & Liddell
Donald C. Liddell
liddell@energyattorney.com

Downey, Brand, Seymour & Rohwer
Dan Carroll
dcarroll@downeybrand.com

Dynergy
Mark Mickelson
Mark.Mickelson@dynergy.com

Dynergy - West Generation
Joseph M. Paul
Joe.Paul@dynergy.com

Gas Transmission Northwest
Corporation
Bevin Hong
Bevin_Hong@transcanada.com

General Services Administration
Facilities Management (9PM-FT)
450 Golden Gate Ave.
San Francisco, CA 94102-3611

Goodin, MacBride, Squeri, Ritchie &
Day, LLP
James D. Squeri
jsqueri@gmssr.com

Goodin, MacBride, Squeri, Ritchie &
Day, LLP
J. H. Patrick
hpatrick@gmssr.com

Hanna & Morton
Norman A. Pedersen, Esq.
npedersen@hanmor.com

Imperial Irrigation District
K. S. Noller
P. O. Box 937
Imperial, CA 92251

JBS Energy
Jeff Nahigian
jeff@jbsenergy.com

Kern River Gas Transmission Company
Janie Nielsen
Janie.Nielsen@KernRiverGas.com

LA County Metro
Julie Close
closeJ@metro.net

LADWP
Nevenka Ubavich
nevenka.ubavich@ladwp.com

LADWP
Robert Pettinato
Robert.Pettinato@ladwp.com

Law Offices of William H. Booth
William Booth
wbooth@booth-law.com

Megan Lawson
MEHR@PGE.COM

Luce, Forward, Hamilton & Scripps
John Leslie
jleslie@luce.com

MRW & Associates
Robert Weisenmiller
mrw@mrwassoc.com

Manatt Phelps Phillips
Randy Keen
rkeen@manatt.com

Manatt, Phelps & Phillips, LLP
David Huard
dhuard@manatt.com

March Joint Powers Authority
Lori Stone
23555 Meyer Drive,
March Air Reserve Base, CA 92518-
2038

Julie Morris
Julie.Morris@PPMEnergy.com

National Utility Service, Inc.
Jim Boyle
One Maynard Drive, P. O. Box 712
Park Ridge, NJ 07656-0712

Navigant Consulting, Inc.
Ray Welch
ray.welch@navigantconsulting.com

PG&E Tariffs
Pacific Gas and Electric
PGETariffs@pge.com

Praxair Inc
Rick Noger
rick_noger@praxair.com

RRI Energy
John Rohrbach
JRohrbach@rrienergy.com

Regulatory & Cogen Services, Inc.
Donald W. Schoenbeck
900 Washington Street, #780
Vancouver, WA 98660

SCE
Karyn Gansecki
karyn.gansecki@sce.com

Safeway, Inc
Cathy Ikeuchi
cathy.ikeuchi@safeway.com

Sierra Pacific Company
Christopher A. Hilien
chilen@sppc.com

Southern California Edison Co
Fileroom Supervisor
2244 Walnut Grove Av, 290, GO1
Rosemead, CA 91770

Southern California Edison Co.
John Quinlan
john.quinlan@sce.com

Southern California Edison Co.
Kevin Cini
Kevin.Cini@SCE.com

Southern California Edison Co.
Colin E. Cushnie
Colin.Cushnie@SCE.com

Southern California Edison Company
Michael Alexander
Michael.Alexander@sce.com

Southwest Gas Corp.
John Hester
P. O. Box 98510
Las Vegas, NV 89193-8510

Suburban Water System
Bob Kelly
1211 E. Center Court Drive
Covina, CA 91724

Sutherland, Asbill & Brennan
Keith McCrea
kmccrea@sablaw.com

TURN
Mike Florio
mflorio@turn.org

TURN
Marcel Hawiger
marcel@turn.org

The Mehle Law Firm PLLC
Colette B. Mehle
cmehle@mehlelaw.com

Western Manufactured Housing
Communities Assoc.
Sheila Day
sheila@wma.org

GOODIN MACBRIDE SQUERI DAY & RITCHIE
JEANNE B. ARMSTRONG
 jarmstrong@goodinmacbride.com

CALIF PUBLIC UTILITIES COMMISSION
 Joyce Alfton
 alf@cpuc.ca.gov

CROSBORDER ENERGY
R. THOMAS BEACH
 tomb@crossborderenergy.com

LAW OFFICES OF WILLIAM H. BOOTH
WILLIAM H. BOOTH
 wbooth@booth-law.com

ELLISON SCHNEIDER & HARRIS, LLP
 (1359)
ANDREW B. BROWN
 abb@eslawfirm.com

COGENERATION CONTRACT SERVICES
MARSHALL D. CLARK
 Marshall.Clark@dgs.ca.gov

GOODIN, MACBRIDE, SQUERI, DAY & LAMPREY
BRIAN T. CRAGG
 bcragg@goodinmacbride.com

CALIF PUBLIC UTILITIES COMMISSION
 Franz Cheng
 fcc@cpuc.ca.gov

THE UTILITY REFORM NETWORK
MICHEL PETER FLORIO
 mflorio@turn.org

FEDERAL EXECUTIVE AGENCIES
NORMAN J. FURUTA
 norman.furuta@navy.mil

SOUTHERN CALIFORNIA GAS COMPANY
DAVID J. GILMORE
 DGilmore@SempraUtilities.com

CALIF PUBLIC UTILITIES COMMISSION
 Jacqueline Greig
 jnm@cpuc.ca.gov

THE UTILITY REFORM NETWORK
MARCEL HAWIGER
 marcel@turn.org

SOUTHERN CALIFORNIA EDISON COMPANY
GLORIA M. ING
 Gloria.Ing@sce.com

ALCANTAR & KAHL, LLP
EVELYN KAHL
 ek@a-klaw.com

UTILITY COST MANAGEMENT LLC
DARA KERKORIAN
 dk@utilitycostmanagement.com

PACIFIC GAS & ELECTRIC COMPANY
ANN KIM
 ahk4@pge.com

SOUTHWEST GAS CORPORATION
KEITH A. LAYTON
 keith.layton@swgas.com

LUCE, FORWARD, HAMILTON & SCRIPPS, LLP
JOHN W. LESLIE, ESQ.
 jleslie@luce.com

JBS ENERGY, INC.
WILLIAM MARCUS
 bill@jbsenergy.com

SUTHERLAND ASBILL & BRENNAN LLP
KEITH R. MCCREA
 keith.mccrea@sutherland.com

EL PASO CORPORATION-WESTERN PIPELINES
MARK A. MINICH
 mark.minich@elpaso.com

CALIF PUBLIC UTILITIES COMMISSION
 Harvey Y. Morris
 hym@cpuc.ca.gov

CALIF PUBLIC UTILITIES COMMISSION
 Scott Mosbaugh
 rsm@cpuc.ca.gov

CALIF PUBLIC UTILITIES COMMISSION
 Richard A. Myers
 ram@cpuc.ca.gov

CALIFORNIA LEAGUE OF FOOD PROCESSORS
ROB NEENAN
 rob@clfp.com

DAVIS WRIGHT TREMAINE LLP
EDWARD W. O'NEILL
 edwardoneill@dwt.com

HANNA & MORTON LLP
NORMAN A. PEDERSEN, ESQ.
 npedersen@hanmor.com

SEMPRA ENERGY
CARLOS F. PENA
 CFPena@SempraUtilities.com

ANDERSON, DONOVAN & POOLE
EDWARD G. POOLE
 epoole@adplaw.com

CALIF PUBLIC UTILITIES COMMISSION
Marion Peleo
map@cpuc.ca.gov

CALIF PUBLIC UTILITIES COMMISSION
Paul S. Phillips
psp@cpuc.ca.gov

CALIF PUBLIC UTILITIES COMMISSION
Robert M. Pocta
rmp@cpuc.ca.gov

SEMPRA LNG
WILLIAM D. RAPP
WRapp@Sempraglobal.com

EXXON MOBIL CORPORATION
DOUGLAS W. RASCH
douglas.w.rasch@exxonmobil.com

CALIF PUBLIC UTILITIES COMMISSION
Ramesh Ramchandani
rxr@cpuc.ca.gov

CALIF PUBLIC UTILITIES COMMISSION
Rashid A. Rashid
rhd@cpuc.ca.gov

UCAN
MICHAEL SHAMES
mshames@ucan.org

CALIF PUBLIC UTILITIES COMMISSION
Pearlie Sabino
pzs@cpuc.ca.gov

**CALIFORNIA COGENERATION
COUNCIL**
BETH VAUGHAN
beth@beth411.com

CALIF PUBLIC UTILITIES COMMISSION
John S. Wong
jsw@cpuc.ca.gov

CALIF PUBLIC UTILITIES COMMISSION
Marzia Zafar
zaf@cpuc.ca.gov

Attachment B

Advice No. 4153

**Exhibits 1 and 3-7
Commission Approved Supplies and Payments**

Exhibit 1 - Baseload, Exchange Contracts

	<u>Baseload</u>	<u>\$/Dth/day</u>	<u>Dec</u>	<u>Jan</u>	<u>Feb</u>	<u>Total</u>
Oxy	20,000 dth/day	0.114	\$70,680	\$70,680	\$63,840	\$205,200
	Shortfalls	0.114	\$37	\$626	\$14	\$678
	Net		\$70,643	\$70,054	\$63,826	\$204,522
Conoco	100,000 dth/day	0.12	\$372,000	\$372,000	\$336,000	\$1,080,000
	Shortfalls	0.12	\$0	\$453	\$260	\$713
	Net		\$372,000	\$371,547	\$335,740	\$1,079,287
	Total Baseload		\$442,643	\$441,601	\$399,566	\$1,283,809
	FAR Charges:		Dec	Jan	Feb	Total
			\$0.05/ dth	\$0.04284/ dth	\$0.04284/ dth	
	Oxy	20,000 dth/day	\$31,000	\$26,561	\$23,990	\$81,551
	Conoco	100,000 dth/day	\$155,000	\$132,804	\$119,952	\$407,756
			\$186,000	\$159,365	\$143,942	\$489,307
				Total Baseload + FAR		\$1,773,116

Exhibit 3 - Swing, Call-Option Contracts

	<u>Call Option</u>	<u>\$/Dth/day</u>	<u>Sept</u>	<u>Dec</u>	<u>Jan</u>	<u>Feb</u>	<u>Total</u>
Fixed	20,000 dth/day	0.01	\$4,200	\$6,200	\$6,200	\$5,600	\$22,200

Call Option exercised (called 12/08 but flow day was 12/10/2009)

4,992 dth	0.335	\$1,672					
20,000 dth	0.425	\$8,500					
FAR	0.05	\$1,250					
		\$11,422					\$11,422

Total Call Option			\$4,200	\$17,622	\$6,200	\$5,600	\$33,622
--------------------------	--	--	----------------	-----------------	----------------	----------------	-----------------

Exhibit 4 - July 2009 Spot Purchase / Sale

Southern Systems Minimum Flow Purchase/Sale

Notification Minimum Flow			PURCHASE				SALE				Net \$
Date notified	Flow Date	Amt needed (Dths)	Amt (Dths)	Purchase Price \$/dth	\$Amt	Co. Name	Amt (Dths)	Sale Price \$/dth	\$Amt	Co. Name	

July Activity

1	7/20/09	7/21/09	50,000	50,000	\$3.70	\$185,000	Eagle Energy	50,000	\$3.50	\$175,000	Eagle Energy	\$10,000
							(Upstream K# FT2U3000: RPAC #248330)					
									(CG 242932 to CG 243014)			

FAR Charges = G-RPA \$0.05000 \$2,500

Total Including FAR charges \$187,500

\$175,000

\$12,500

Exhibit 5 - December 2009 Spot Purchase / Sale

Southern Systems Minimum Flow Purchase/Sale

Notification Minimum Flow			PURCHASE					SALE				Net \$ \$Purchase minus \$Sale
Date notified	Flow Date	Amt needed (Dths)	Amt (Dths)	Purchase Price \$/dth	Rule 41 Limit	\$Amt	Co. Name	Amt (Dths)	Sale Price \$/dth	\$Amt	Co. Name	
December Activity												
2	12/8/09	12/9/09	150,000	50,000	\$5.70		\$285,000	ConocoPhillips	50,000	\$5.20	\$260,000	Conoco (redel)
				29,646	\$5.80		\$171,947	ConocoPhillips	29,233	\$5.20	\$152,012	Conoco (redel)
				49,468	\$6.02	outside limit	\$297,797	EDF Trading	30,000	\$5.30	\$159,000	SDG&E
				19,443	\$6.50	outside limit	\$126,380	Enserco	20,000	\$5.20	\$104,000	SDG&E
									10,000	\$5.20	\$52,000	Shell
									10,000	\$5.20	\$52,000	PacSummit
	Subtotal flow date: 12/09		150,000	148,557			\$881,124		149,233		\$779,012	
			Shortfall Purch 12/08	676	\$5.70		\$3,853	PacSummit				
	Total flow date: 12/09			149,233			\$884,977		149,233		\$779,012	\$105,965
3	12/8/09	12/10/09	25,000	5,000	\$5.645		\$28,225	Iberdrola	10,000	\$5.43	\$54,300	PacSummit
	Oxy Swing Supply met other half of request from Operations			9,958	\$5.72		\$56,960	SET	15,000	\$5.30	\$79,500	SDG&E
				10,000	\$5.63		\$56,300	SET				
	Subtotal flow date: 12/10		25,000	24,958			\$141,485		25,000		\$133,800	
			Shortfall Purch 12/08	50	\$5.70		\$285	PacSummit				
	Total flow date: 12/10			25,008			\$141,770		25,000		\$133,800	\$7,970
	Total			174,241			\$1,026,747		174,233		\$912,812	\$113,935
	Total flow date: 12/18 makeup shortfall in X300			726	\$5.700		\$4,138	PacSummit				\$118,073
												\$ 0.67
	FAR Charges = G-RPA \$0.05000						\$8,712					
	Total Including FAR charges						\$1,035,459				\$912,812	\$122,647

Exhibit 6 - January 2010 Spot Purchase / Sale

Southern Systems Minimum Flow Purchase/Sale

Notification Minimum Flow			PURCHASE				SALE					Net \$ \$Purchase minus \$Sale
Date notified	Flow Date	Amt needed (Dths)	Amt (Dths)	Purchase Price \$/dth	\$Amt	Co. Name	Amt (Dths)	Flow Date	Sale Price \$/dth	\$Amt	Co. Name	

January Activity

1	1/4/10	1/5/10	40,000	40,000	\$6.15	\$246,000	EDF Trading	10,000	1/7/10	\$6.05	\$60,500	Oxy
2	1/5/10	1/6/10	20,000	20,000	\$6.15	\$123,000	EDF Trading	10,000	1/7/10	\$6.10	\$61,000	LouisDreyfus
								10,000	1/8/10	\$6.25	\$62,500	SET
								10,000	1/8/10	\$6.25	\$62,500	SET
								1,000	1/8/10	\$6.20	\$6,200	BP
								4,000	1/8/10	\$6.19	\$24,760	BP
								5,000	1/8/10	\$6.19	\$30,950	Enserco
								10,000	1/8/10	\$6.23	\$62,300	Shell

Subtotal January Activity

60,000

\$369,000

60,000

\$370,710

(\$1,710)

FAR Charges = G-RPA \$0.04284

\$2,570

Total Including FAR charges

\$371,570

\$370,710

\$860

Exhibit 7 - August 2010 Purchase / Sale

Southern Systems Minimum Flow Purchase/Sale

Notification Minimum Flow			PURCHASE					SALE					Net \$ \$Purchase minus \$Sale
Date notified	Flow Date	Amt needed (Dths)	Amt (Dths)	Purchase Price \$/dth	Rule 41 Limit \$/dth	\$Amt	Co. Name	Amt (Dths)	Flow Date	Sale Price \$/dth	Rule 41 Limit \$/dth	\$Amt	

August Activity

1	8/17/10	8/18/10	40,000	39,871	\$3.95	within limit	\$157,490	ConocoPhillips	40,000	8/18/10	\$3.65	within limit	\$146,000	ConocoPhillips
2	8/19/10	8/19/10	40,000	40,000	\$4.10	within limit	\$164,000	EDF	10,000	8/20/10	\$3.65	within limit	\$36,500	EDF
									10,000	8/20/10	\$3.65	within limit	\$36,500	ConocoPhillips
									10,000	8/20/10	\$3.66	within limit	\$36,600	JP Morgan
									10,000	8/20/10	\$3.60	within limit	\$36,000	JP Morgan
3	8/22/10	8/23/10	40,000	40,000	\$3.90	within limit	\$156,000	EDF	40,000	8/23/10	\$3.54	within limit	\$141,600	EDF
4	8/23/10	8/24/10	100,000	99,589	\$3.95	within limit	\$393,377	EDF	20,000	8/24/10	\$3.63	within limit	\$72,600	JP Morgan
									10,000	8/25/10	\$3.70	within limit	\$37,000	RRI Energy
									10,000	8/25/10	\$3.70	within limit	\$37,000	RRI Energy
									20,000	8/25/10	\$3.70	within limit	\$74,000	RRI Energy
									20,000	8/25/10	\$3.70	within limit	\$74,000	RRI Energy
									20,000	8/25/10	\$3.71	within limit	\$74,200	RRI Energy
5	8/24/10	8/24/10	40,000	20,456	\$4.01	within limit	\$82,029	EDF	20,000	8/25/10	\$3.70	within limit	\$74,000	BP Energy
6	8/24/10	8/25/10	130,000	60,000	\$4.15	outside limit	\$249,000	ConocoPhillips	50,000	8/26/10	\$3.690	within limit	\$184,500	RRI Energy
				30,000	\$4.10	outside limit	\$123,000	JP Morgan	50,000	8/26/10	\$3.690	within limit	\$184,500	ConocoPhillips
				40,000	\$4.05	outside limit	\$162,000	EDF	30,000	8/26/10	\$3.70	within limit	\$111,000	RRI Energy
	8/25/10	8/25/10	30,000	21,644	\$4.08	within limit	\$88,308	EDF	21,644	8/25/10	\$3.65	within limit	\$79,001	EDF

	Date notified	Flow Date	Amt needed (Dths)	Amt (Dths)	Purchase Price \$/dth	Rule 41 Limit \$/dth	\$Amt	Co. Name	Amt (Dths)	Flow Date	Sale Price \$/dth	Rule 41 Limit \$/dth	\$Amt	Co. Name	Net \$ \$Purchase minus \$Sale
7	8/25/10	8/26/10	100,000	68,000	\$3.72	within limit	\$252,620	EDF	10,000	8/26/10	\$3.700	within limit	\$37,000	RRI Energ	
				20,000	\$3.70	within limit	\$74,000	ConocoPhillips	20,000	8/26/10	\$3.685	within limit	\$73,700	Citigroup	
				10,000	\$3.73	within limit	\$37,300	SET	20,000	8/26/10	\$3.68	within limit	\$73,600	Gas Acq	
	8/25/10	8/26/10	125,000	125,000	\$3.95	within limit	\$493,750	EDF	50,000	8/25/10	\$3.61	within limit	\$180,500	EDF	
	8/26/10	8/26/10	20,000	20,000	\$3.95	within limit	\$79,000	ConocoPhillips	40,000	8/27/10	\$3.6025	within limit	\$144,100	RRI	
									20,000	8/27/10	\$3.60	within limit	\$72,000	Iberdrola	
									700	8/27/10	\$3.60	within limit	\$2,520	Iberdrola	
									20,000	8/27/10	\$3.600	within limit	\$72,000	ConocoPhillips	
									20,000	8/27/10	\$3.60	within limit	\$72,000	BP	
									20,000	8/27/10	\$3.60	within limit	\$72,000	JP Morgan	
								17,500	8/27/10	\$3.61	within limit	\$63,175	JP Morgan		
								2,500	8/27/10	\$3.61	within limit	\$9,025	NextEra		
								4,300	8/26/10	\$3.60	within limit	\$15,480	EDF		
8	8/26/10	8/27/10	100,000	70,000	\$3.62	within limit	\$253,400	ConocoPhillips	80,700	8/26/10	\$3.60	within limit	\$290,520	EDF	
				20,000	\$3.61	within limit	\$72,200	ConocoPhillips	19,300	8/27/10	\$3.600	within limit	\$69,480	SDG&E	
				10,000	\$3.62	within limit	\$36,200	SET							

Purchase to Make X300 whole on shortfall of deliveries (i.e. purchases not made for SSR)

1,800	\$3.50	within limit	\$6,300	Citigroup	-1,800	8/30/10	\$3.50	within limit	-\$6,300	Citigroup
284	\$3.44	within limit	\$977	EDF	-284	8/30/10	\$3.44	within limit	-\$977	EDF

Subtotal August Activity

736,644			\$2,880,950		736,644				\$2,682,101	\$198,849
0	<= shortfall									

Total August Activity

734,560			\$2,873,673		734,560				\$2,674,824	\$198,849
---------	--	--	-------------	--	---------	--	--	--	-------------	-----------

FAR Charges = G-RPA \$0.04284

\$31,469

Total August Activity including FAR charges

\$2,905,142

\$2,674,824

\$230,318

Attachment C

Advice No. 4153

**Operator System Reliability Requests Posted on Envoy
After the Fact**



A  Semptra Energy utility*

Southern System Reliability Request

Purpose: SoCalGas' Gas Control Department requested the Operational Hub acquire gas supplies to ensure system reliability.

Location: Blythe Receipt Point, Southern System


Quantity Requested: 50,000 Dth

Flow Date(s) Requested: July 21, 2009

Time of Request: 3:50 p.m. July 20, 2009

Reason for Request: Southern System scheduled quantities were below the southern system minimum flowing supply requirement.



A  Semptra Energy utility*

Southern System Reliability Request

Purpose: SoCalGas' Gas Control Department requested that the Operational Hub acquire gas supplies to ensure system reliability.

Location: Blythe Receipt Point, Southern System


Quantity Requested: 150,000 Dth

Flow Date(s) Requested: Dec 09, 2009

Time of Request: 1:30 p.m. Dec 08, 2009

Reason for Request: Southern System scheduled quantities were below the southern system minimum flowing supply requirement.



A  Sempra Energy utility

Southern System Reliability Request

Purpose: SoCalGas' Gas Control Department requested that the Operational Hub acquire gas supplies to ensure system reliability.

Location: Blythe Receipt Point, Southern System

Quantity Requested: 50,000 Dth

Flow Date(s) Requested: Dec 10, 2009

Time of Request: 8:30 p.m. Dec 08, 2009

Reason for Request: Southern System scheduled quantities were below the southern system minimum flowing supply requirement.



A  Semptra Energy utility²

Southern System Reliability Request

Purpose: SoCalGas' Gas Control Department requested the Operational Hub acquire gas supplies to ensure system reliability.

Location: Blythe Receipt Point, Southern System

Quantity Requested: 40,000 Dth

Flow Date(s) Requested: Jan. 5, 2010

Time of Request: 2:00 p.m. Jan. 4, 2010

Reason for Request: Southern System scheduled quantities were below the southern system minimum flowing supply requirement.

Southern System Reliability Request

Purpose: SoCalGas' Gas Control Department requested the Operational Hub acquire gas supplies to ensure system reliability.

Location: Blythe Receipt Point, Southern System


Quantity Requested: 20,000 Dth

Flow Date(s) Requested: Jan. 6, 2010

Time of Request: 10:00 a.m. Jan. 5, 2010

Reason for Request: Southern System scheduled quantities were below the southern system minimum flowing supply requirement.



A  Sempra Energy utility³

Southern System Reliability Request

Purpose: SoCalGas' Gas Control Department requested the Operational Hub acquire gas supplies to ensure system reliability.

Location: Blythe Receipt Point, Southern System


Quantity Requested: 40,000 Dth

Flow Date(s) Requested: Aug. 18, 2010

Time of Request: 10:00 a.m. Aug. 17, 2010

Reason for Request: Southern System scheduled quantities were below the southern system minimum flowing supply requirement.



A  Sempra Energy utility*

Southern System Reliability Request

Purpose: SoCalGas' Gas Control Department requested the Operational Hub acquire gas supplies to ensure system reliability.

Location: Blythe Receipt Point, Southern System

Quantity Requested: 40,000 Dth

Flow Date(s) Requested: Aug. 19, 2010

Time of Request: 7:15 a.m. Aug. 19, 2010

Reason for Request: Southern System scheduled quantities were below the southern system minimum flowing supply requirement.



A  Sempra Energy utility*

Southern System Reliability Request

Purpose: SoCalGas' Gas Control Department requested the Operational Hub acquire gas supplies to ensure system reliability.

Location: Blythe Receipt Point, Southern System

Quantity Requested: 40,000 Dth

Flow Date(s) Requested: Aug. 23, 2010

Time of Request: 10:00 a.m. Aug 22, 2010

Reason for Request: Southern System scheduled quantities were below the southern system minimum flowing supply requirement.



A Sempra Energy utility

Southern System Reliability Request

Purpose: SoCalGas' Gas Control Department requested the Operational Hub acquire gas supplies to ensure system reliability.

Location: Blythe Receipt Point, Southern System


Quantity Requested: 40,000 Dth

Flow Date(s) Requested: Aug. 24, 2010

Time of Request: 8:00 p.m. Aug 23, 2010

Reason for Request: Southern System scheduled quantities were below the southern system minimum flowing supply requirement.



A  Sempra Energy utility*

Southern System Reliability Request

Purpose: SoCalGas' Gas Control Department requested the Operational Hub acquire gas supplies to ensure system reliability.

Location: Blythe Receipt Point, Southern System


Quantity Requested: 100,000 Dth

Flow Date(s) Requested: Aug. 24, 2010

Time of Request: 10:00 a.m. Aug 23, 2010

Reason for Request: Southern System scheduled quantities were below the southern system minimum flowing supply requirement.



A  Sempira Energy utility*

Southern System Reliability Request

Purpose: SoCalGas' Gas Control Department requested the Operational Hub acquire gas supplies to ensure system reliability.

Location: Blythe Receipt Point, Southern System

Quantity Requested: 130,000 Dth

Flow Date(s) Requested: Aug. 25, 2010

Time of Request: 10:00 a.m. Aug 24, 2010

Reason for Request: Southern System scheduled quantities were below the southern system minimum flowing supply requirement.



A  Sempra Energy utility*

Southern System Reliability Request

Purpose: SoCalGas' Gas Control Department requested the Operational Hub acquire gas supplies to ensure system reliability.

Location: Blythe Receipt Point, Southern System

Quantity Requested: 30,000 Dth

Flow Date(s) Requested: Aug. 25, 2010

Time of Request: 8:00 p.m. Aug 24, 2010

Reason for Request: Southern System scheduled quantities were below the southern system minimum flowing supply requirement.



A  Semptra Energy utility

Southern System Reliability Request

Purpose: SoCalGas' Gas Control Department requested the Operational Hub acquire gas supplies to ensure system reliability.

Location: Blythe Receipt Point, Southern System

Quantity Requested: 100,000 Dth

Flow Date(s) Requested: Aug. 26, 2010

Time of Request: 8:00 p.m. Aug 24, 2010

Reason for Request: Southern System scheduled quantities were below the southern system minimum flowing supply requirement.



A Sempra Energy utility*

Southern System Reliability Request

Purpose: SoCalGas' Gas Control Department requested the Operational Hub acquire gas supplies to ensure system reliability.

Location: Blythe Receipt Point, Southern System


Quantity Requested: 125,000 Dth

Flow Date(s) Requested: Aug. 26, 2010

Time of Request: 10:20 a.m. Aug 25, 2010

Reason for Request: Southern System scheduled quantities were below the southern system minimum flowing supply requirement.



A  Sempra Energy utility*

Southern System Reliability Request

Purpose: SoCalGas' Gas Control Department requested the Operational Hub acquire gas supplies to ensure system reliability.

Location: Blythe Receipt Point, Southern System

Quantity Requested: 20,000 Dth

Flow Date(s) Requested: Aug. 26, 2010

Time of Request: 8:00 p.m. Aug 25, 2010

Reason for Request: Southern System scheduled quantities were below the southern system minimum flowing supply requirement



A  Sempra Energy utility*

Southern System Reliability Request

Purpose: SoCalGas' Gas Control Department requested the Operational Hub acquire gas supplies to ensure system reliability.

Location: Blythe Receipt Point, Southern System

Quantity Requested: 100,000 Dth

Flow Date(s) Requested: Aug. 27, 2010

Time of Request: 8:00 p.m. Aug 25, 2010

Reason for Request: Southern System scheduled quantities were below the southern system minimum flowing supply requirement.

Attachment D

Advice No. 4153

**Confidential Version of Exhibits 4-7
Submitted under the Confidentiality Provisions of
General Order 66-C and Section 583 of the Public Utilities Code**