

**Application of Southern California Gas Company
(U-904-G) for Approval of Natural Gas Energy
Efficiency Programs and Budgets for Years
2009 through 2011**

**Application No. 08-07-022
Exhibit No.: _____**

Chapter II

Supplemental Testimony

of

Athena Besa

Southern California Gas Company

Appendix B: Program Implementation Plans

Volume 2 of 4

IOU Core – Part 2

**BEFORE THE PUBLIC UTILITIES COMMISSION
OF THE STATE OF CALIFORNIA**

July 2, 2009



**2009–2011 Energy Efficiency Programs
SoCalGas SW Codes & Standards
Program Implementation Plan**

1. Program Name and Program ID number.
 Program Name: Codes and Standards
 Program ID number: TBD
 Program Type: This is a statewide, core program.

2. Projected Program Budget Table

Table 1¹

Program #	Main Program Name/Sub-Programs	Total Administrative Cost (Actual)	Total Marketing & Outreach (Actual)	TOTAL Direct Implementation	Integration Budget Allocated to Other Programs (if Applicable)	Total Budget By Program (Actual)
	Market Sector Programs					
	SCG SW Codes and Standards Program					
	#SW-C&SA - Building Standards Advocacy	\$ 96,385	\$ -	\$ 787,398	\$ -	\$ 883,782
	#SW-C&SB - Appliance Standards Advocacy	\$ 33,782	\$ -	\$ 269,678	\$ -	\$ 303,460
	#SW-C&SC - Compliance Training	\$ 76,777	\$ -	\$ 612,656	\$ -	\$ 689,433
	#SW-C&SD - Reach Codes	\$ 96,385	\$ -	\$ 787,398	\$ -	\$ 883,782
	TOTAL:	\$ 303,328	\$ -	\$ 2,457,130	\$ -	\$ 2,760,458

These budget numbers are presented in Appendix C: Energy Division Tables, Graphs & Pie Charts: Table 7.1 - 2009 - 2011 IOU Strategic Planning Program Budget.

3. Projected Program Gross Impacts Table

Table 2

Program #	Main Program Name/Sub-Programs	2009-2011 Three-Year EE Program Gross kWh Savings	2009-2011 Three-Year EE Program Gross kW Savings	2009-2011 Three-Year EE Program Gross Therm Savings
	Market Sector Programs			
	SCG SW Codes and Standards Program			
	#SW-C&SA - Building Standards Advocacy	0	0	3,441,301
	#SW-C&SB - Appliance Standards Advocacy	0	0	0
	#SW-C&SC - Compliance Training	0	0	0
	#SW-C&SD - Reach Codes	0	0	0
	TOTAL:	0	0	3,441,301

These savings values are presented in Appendix C: Energy Division Tables, Graphs & Pie Charts: Table 7.2 - IOU 2009 - 2011 Program Savings Estimates

¹ Definition of Table 1 Column Headings: Total Budget is the sum of all other columns presented here

2009–2011 Energy Efficiency Programs SoCalGas SW Codes & Standards Program Implementation Plan

4. Program Mission

The Codes and Standards (C&S) Program saves energy on behalf of ratepayers by directly influencing standards and code-setting bodies to strengthen energy efficiency regulations, by improving compliance with existing codes and standards, and working with local governments to develop ordinances that exceed statewide minimum requirements.

The C&S Program conducts advocacy activities to improve building and appliance efficiency regulations. The principal audience is the California Energy Commission (CEC) which conducts periodic rulemakings, usually on a three-year cycle (for building regulations), to update building and appliance energy efficiency regulations. C&S also seeks to influence the United States Department of Energy (DOE) in setting national energy policy that impacts California.

In some cases we may seek to influence the state legislature and other state agencies like CARB to influence policy regarding buildings and appliances. We may explore ways to influence the US Congress outside the traditional means of negotiating through Federal partners such as ACEEE or ASAP.

Codes And Standards Enhancement (CASE) studies, focused on energy efficiency improvements, are developed for promising design practices and technologies and presented to standards- and code-setting bodies. Advocacy also includes affirmative expert testimony at public workshops and hearings, participation in stakeholder meetings, ongoing communications with industry, and a variety of other support activities.

The program participates in DOE proceedings and legislative negotiations leading to federal regulations that are passed through to California; in particular, Title 20 appliance efficiency regulations that are the same as Federal regulations.

Extension of advocacy activities, in particular, include compliance improvement efforts carried out as continuing advocacy for codes or standards adopted as a result of the Program. Following adoption, C&S supports compliance improvement with both Title 24 building codes and Title 20 appliance standards.

Compliance Enhancement (CE) subprogram activities – in that, these are not carried out as extension of advocacy – include two elements based on the CPUC’s Evaluator’s Protocol for Code Compliance Enhancement Programs: 1) the measure-based element is aimed at codes or standards not adopted as a result of the Program, similar to extension of advocacy efforts, and 2) the holistic compliance enhancement subprogram seeks to improve building department energy code enforcement processes from beginning to end. Compliance improvement responds to the CPUC’s interest in robust implementation of existing standards and support for the California Long Term Energy Efficiency Strategic Plan’s HVAC Big Bold strategies.

2009–2011 Energy Efficiency Programs SoCalGas SW Codes & Standards Program Implementation Plan

The Program carries out strategic activities that support or shape future codes and standards. In addition to mandatory minimum-level codes, the C&S Program advocates for the development and implementation of “reach codes” that exceed minimum state code requirements and may be adopted by local jurisdictions or agencies. The Program monitors and/or participates in a wide range of activities or proceedings that have direct or indirect impacts on California regulations including, but not limited to American Society of Heating, Refrigerating, and Air-Conditioning Engineers (ASHRAE), international activities including Europe, Asia, Canada, and Australia, voluntary standards such as green building codes, and ratings organizations such as the Cool Roof Rating Council (CRRC), National Fenestration Rating Council (NFRC), and the United States Green Building Council (USGBC).

A glossary of acronyms used in this document is provided at the end of the document.

5. Program Rationale & Expected Outcomes

a) Quantitative Baseline and Market Transformation Information Introduction to PIP Tables 3 and 4 (March 14, 2009)

Market Transformation (MT) metrics proposed in Tables 3 and 4 are preliminary. The proposed metrics are meant to initiate a collaborative effort to elaborate meaningful metrics that will provide overall indicators of how markets as a whole are evolving. MT metrics should neither be used for short-term analyses nor for specific program analyses. Rather, should focus on broad market segments.

Market transformation is embraced as an ideal end state resulting from the collective efforts of the energy efficiency field, but differing understandings of both the MT process and the successful end state have not yet converged. The CPUC defines the end state of MT as “Long-lasting sustainable changes in the structure or functioning of a market achieved by reducing barriers to the adoption of energy efficiency measures to the point where further publicly-funded intervention is no longer appropriate in that specific market.”² The Strategic Plan recognizes that process of transformation is harder to define than its end state, and that new programs are needed to support the continuous transformation of markets around successive generations of new technologies³.

Market transformation programs differ from resource acquisition programs on 1) objectives, 2) geographical and 3) temporal dimensions, 4) baselines, 5) performance metrics, 6) program delivery mechanisms, 7) target populations, 8) attribution of causal relationships, and 9) market structures⁴. Markets are social institutions⁵, and transformation requires the coordinated effort of

² California Public Utilities Commission Decision, D.98-04-063, Appendix A.

³ California Public Utilities Commission (2008) *California Long Term Energy Efficiency Strategic Plan*, p. 5. Available at <http://www.californiaenergyefficiency.com/docs/EEStrategicPlan.pdf>

⁴ Pelozo, J., and York, D. (1999). “Market Transformation: A Guide for Program Developers.” Energy Center of Wisconsin. Available at: <http://www.ecw.org/ecwresults/189-1.pdf>

2009–2011 Energy Efficiency Programs SoCalGas SW Codes & Standards Program Implementation Plan

many stakeholders at the national level, directed to not immediate energy savings but rather to intermediary steps such as changing behavior, attitudes, and market supply chains⁶ as well as changes to codes and standards. Resource acquisition programs rely upon the use of financial incentives, but concerns have been raised that these incentives distort true market price signals and may directly counter market transformation progress⁷. According to York⁸, “Market transformation is not likely to be achieved without significant, permanent increases in energy prices. From an economic perspective, there are 3 ways to achieve market transformation: (1) fundamental changes in behavior, (2) provide proper price signals, and (3) permanent subsidy.”

The question of what constitutes successful transformation is controversial because of a Catch-22: Market transformation is deemed successful when the changed market is self-sustaining, but that determination cannot be made until after program interventions are ended. Often, however, the need for immediate energy and demand savings or immediate carbon-emissions reductions will mean that program interventions may need to continue, which would interfere with the evaluation of whether MT is self-sustaining. Market transformation success has also been defined in terms of higher sales of efficient measures than would have otherwise occurred against a baseline absent of program interventions. The real world, however, provides no such control condition. Evaluators must estimate these baselines from quantitative factors such as past market sales that may be sparse and/or inaccurate - particularly for new products. Evaluations must also defer to expert judgments on what these baselines may have been as well as on the degree of successful market transformation⁹. Due to the subjective nature of these judgments, it is imperative that baselines as well as milestone MT targets be determined and agreed upon through collaborative discussion by all stakeholders, and these targets may need periodic revision as deemed necessary by changing context.

Market transformation draws heavily upon diffusion of innovation theory¹⁰, with the state of a market usually characterized by adoption rate plotted against time on the well-known S-shaped diffusion curve. In practice, however, the diffusion curve of products may span decades¹¹. Market share tracking studies conducted 3, 5 or even 10 years after the start of an MT program

⁵ Blumstein, C., Goldstone, S., & Lutzenhiser, L. (2001) “From technology transfer to market transformation”. Proceedings of the European Council for an Energy Efficient Economy Summer Study. Available at http://www.eceee.org/conference_proceedings/eceee/2001/Panel_2/p2_7/Paper/

⁶ Sebold, F. D., Fields, A., Skumatz, L., Feldman, S., Goldberg, M., Keating, K., Peters, J. (2001) *A Framework for Planning and Assessing Publicly Funded Energy Efficiency*. p. 6-4. Available at www.calmac.org.

⁷ Gibbs, M., and Townsend, J. (2000). The Role of Rebates in Market Transformation: Friend or Foe. In *Proceedings from 2000 Summer Study on Energy Efficiency in Buildings*.

⁸ York, D., (1999). “A Discussion and Critique of Market Transformation”, Energy Center of Wisconsin. Available at <http://www.ecw.org/ecwresults/186-1.pdf>.

⁹ Nadel, S., Thorne, J., Sachs, H., Prindle, B., and Elliot, R.N. (2003). “Market Transformation: Substantial Progress from a Decade of Work.” American Council for an Energy-Efficient Economy, Report Number A036. Available at: <http://www.aceee.org/pubs/a036full.pdf>

¹⁰ Rogers (1995) *Diffusion of Innovations*, 5th Ed.

¹¹ Example in bottom chart of this graphic from NYTimes:

<http://www.nytimes.com/imagepages/2008/02/10/opinion/10op.graphic.ready.html>

2009–2011 Energy Efficiency Programs SoCalGas SW Codes & Standards Program Implementation Plan

may reveal only small market transformation effects¹². The ability to make causal connections between these market transformation effects and any particular program's activities fades with time, as markets continually change and other influences come into play.

These challenges mentioned above are in reference to programs that were specifically designed to achieve market transformation; and these challenges are only compounded for programs that were primarily designed to achieve energy and demand savings. However, since the inception of market transformation programs almost two decades ago, many lessons have been learned about what the characteristics of successful MT programs are. First and foremost, they need to be designed specifically to address market transformation. "The main reason that (most) programs do not accomplish lasting market effects is because they are not designed specifically to address this goal (often because of regulatory policy directions given to program designers.)¹³" The Strategic Plan recognizes that regulatory policies are not yet in place to support the success of market transformation efforts¹⁴, but also reflects the CPUC's directive to design energy efficiency programs that can lay the groundwork for either market transformation success or for codes and standards changes.

Above all else, the hallmark of a successful market transformation program is in the coordination of efforts across many stakeholders. The most successful MT programs have involved multiple organizations, providing overlapping market interventions¹⁵. The Strategic Plan calls for coordination and collaboration throughout, and in that spirit the utilities look forward to working with the CPUC and all stakeholders to help achieve market transformation while meeting all the immediate energy, demand, and environmental needs. Drawing upon lessons learned from past MT efforts, the Energy Center of Wisconsin's guide for MT program developers¹⁶ suggests that the first step is not to set end-point definitions, progress metrics or goals. Rather, the first steps include forming a collaborative of key participants. As the Strategic Plan suggests, these may include municipal utilities, local governments, industry and business leaders, and consumers. Then, with the collective expertise of the collaborative, we can define markets, characterize markets, measure baselines with better access to historical data, and define objectives, design strategies and tactics, implement and then evaluate programs. The collaborative will also provide insights that will set our collective expectations for the size of market effects we can expect, relative to the amount of resources we can devote to MT. No one organization in the collaborative will have all the requisite information and expertise for this huge effort. This truly needs to be a collaborative approach from the start.

The metrics and baselines described below in Tables 3 and 4 are presented for the purposes of starting the much-needed discussion between all key participants. These are suggestions, intended to allow key participants to pilot-test processes for establishing baseline metrics, tracking market transformation progress, and for refining evaluation tools. Early trial of these

¹² Sebold et al (2001) p. 6-5,

¹³ Peters, J.S., Mast,B., Ignelzi, P., Megdal, L.M. (1998). *Market Effects Summary Study Final Report: Volume 1.* Available at <http://calmac.org/publications/19981215CAD0001ME.PDF>.

¹⁴ CPUC (2008) Strategic Plan, p. 5.

¹⁵ Nadel, Thorne, Saches, Prindle & Elliot (2003).

¹⁶ Peloza & York, (1999).

2009–2011 Energy Efficiency Programs SoCalGas SW Codes & Standards Program Implementation Plan

evaluation metrics will reveal any gaps in data tracking so that we may refine our processes before full-scale market transformation evaluations take place.

The set of metrics we selected is intentionally a small set, for several reasons. First, as mentioned, the full set of metrics and baselines need to be selected by key participants. Second, we anticipate that market share data for many mid- and low-impact measures will be too sparse to show MT effects and not cost-effective to analyze. Third, we selected core measures and metrics that would both be indicative of overall portfolio efforts. These measures are also likely to be offered on a broad level by other utilities, providing a greater base of sales and customer data that could be analyzed for far-reaching MT effects.

Market transformation metrics for the Statewide C&S program have been selected to communicate progress on new program elements of interest to the CPUC: improving compliance and supporting local governments.

For compliance enhancement, we propose tracking two metrics. The first metric is designed to monitor our Extension of Advocacy (EOA) activities. We propose tracking the average compliance of a collection of T-20 and T-24 measures. Initially, the collection could include the following high priority 2005 measures for which the CPUC has established compliance baselines: residential hardwired lighting, residential duct improvement, ducts in existing commercial buildings, pool pumps, portable electric spas, general service incandescent lamps, and external power supplies.

The second compliance enhancement metric is based on our role-based training activities and the premise that the IOUs will work with the California Association of Building Energy Consultants to develop a more rigorous Certified Energy Plans Examiner (CEPE) curriculum and exam based on the 2008 standards and begin rolling the curriculum and exam out in 2009. The CEPE is a statewide California building energy standards certification program that includes training and testing for residential and nonresidential plan checkers, field inspectors, and energy consultants. The CEPE test is expected to be an objective demonstration of a person's technical expertise and application skills for the California Energy Standards. People currently holding a certification are expected to recertify each time the energy standards change.

We propose tracking the number of energy consultants, plan checkers, and field inspectors who pass the new Certified Energy Plans Examiners test. Although the initial pass rate will likely drop as the exam becomes more rigorous, we expect the frequency of market actors taking the examination to increase as the exam becomes more relevant. Ultimately, we expect to realize an upward moving trend of CEPES over a period of time, as well as an increase in the perceived competence of energy consultants, plan checkers, and field inspectors as documented via survey.

For local governments, we propose tracking community adoptions of new construction model reach codes, both residential and nonresidential. In addition to being a direct indicator for local government support, we believe community adoptions of model reach codes are of strategic interest to the CPUC. Since a proliferation of dissimilar reach codes would confuse the market relative to building codes and incentive programs, model reach codes increase the potential leverage of reach codes, since multiple energy efficiency efforts can be aligned with a single target for each climate zone.

**2009–2011 Energy Efficiency Programs
SoCalGas SW Codes & Standards
Program Implementation Plan**

Therefore, for Codes and Standards, the approach to quantitative baseline and market transformation information is as follows.

**2009–2011 Energy Efficiency Programs
SoCalGas SW Codes & Standards
Program Implementation Plan**

Table 3

Codes and Standards Baseline Metrics		
Metric A	Metric B	Metric C
Target compliance levels for a collection of indicator measures, which could include residential hardwired lighting, residential duct improvement, ducts in existing commercial buildings, pool pumps, general service incandescent lamps, external power supplies, and other measures as appropriate.	Community adoption of new construction model reach codes as developed by the IOUs.	Number of energy consultants, plan checkers, and field inspectors who pass the new Certified Energy Plans Examiner test, adjusted by market size.

b) Market Transformation Information

As stated above, market transformation draws heavily upon diffusion of innovation theory, with the state of a market characterized by adoption rate plotted against time on the well-known S-shaped diffusion curve. In practice, however, the diffusion curve of products may span decades. Market share tracking studies conducted 3, 5 or even 10 years after the start of an MT program may reveal only small market transformation effects. Therefore it is problematic, if not impractical, to offer internal annual milestones towards market transformation sectors and specific program activities.

As a consequence, it is not appropriate to offer more than broad and general projections. Any targets provided in the following table are nothing more than best guesstimates, and are subject to the effects of many factors and market forces outside the control of program implementers.

**2009–2011 Energy Efficiency Programs
SoCalGas SW Codes & Standards
Program Implementation Plan**

Table 4

Codes and Standards Internal Market Transformation Planning Estimates			
	2009	2010	2011
Metric A	Develop baseline based on the ongoing CPUC-Cadmus study on C&S compliance	Upward moving average over time	Upward moving average over time
Metric B	Develop residential and nonresidential model reach codes for each climate zone	Upward moving average over time	Upward moving average over time
Metric C	Develop baseline for number of inspectors who pass new CEPE test.	Upward moving number over time	Upward moving number over time

c) Program Design to Overcome Barriers

The statewide Codes and Standards Program has four subprograms including:

- 1) Building Codes: Advocacy, Extension of Advocacy (EOA) and CASE Studies
- 2) Appliance Standards: Advocacy, Extension of Advocacy and CASE Studies
- 3) Compliance Enhancement (CE): Measure-Based and Holistic
- 4) Reach Codes (RC): Local Government Ordinances and Green Building Standards

Building Code and Appliance Standards Advocacy Subprograms

C&S advocacy comprises a portfolio level strategy that complements incentive and information offerings in several ways. Since IOU incentive and rebate programs typically capture only a small percentage of the market, a transition to regulatory intervention is essential to maximize portfolio energy savings. This transition to code causes a once high-margin product to become an industry standard; thereby reducing the overall cost to society for energy efficiency. This commoditization effect, in turn, spurs innovation for new high-margin products since most manufacturers and other industry practitioners seek to compete in part on high-margin differentiated products.

As involuntary interventions, codes and standards are effective at breaking down market barriers such as split incentives between building owners and tenants that are difficult to overcome through incentive and information programs. Minimum code requirements direct consumers', builder's and renovation contractor's choices of materials and appliances to higher efficiency products, thereby reducing monthly energy bills to tenants. Regulations also improve equity in benefits from IOU customer investments in energy efficiency through rates. Through codes and standards, positive changes initiated through voluntary programs targeting early adopters are extended to all customers. Hence, hard-to-reach groups that do not participate in voluntary offerings benefit through C&S.

2009–2011 Energy Efficiency Programs SoCalGas SW Codes & Standards Program Implementation Plan

Baselines for building and appliance advocacy activities are developed in two ways. If the objective of a code proposal is to update an existing standard, the baseline is simply the existing standard. If the objective is a new standard, which expands the scope of building or appliance efficiency regulations, the baseline is established through market characterization studies prior to or during the development of the CASE study unless a recent preexisting market characterization study can be found. Hence, baselines for new standards often do not exist until a draft CASE study is complete.

IOU support for recent CEC code upgrade cycles – in particular, the 2003, 2004, 2006, and 2008 CEC proceedings – for new building codes and appliance standards has significantly increased the rate of change in regulations compared to previous code cycles. Moreover, the scope of regulations has grown to include T-24 alterations for measures such as duct sealing when replacing HVAC system components, and numerous appliances have been added to T-20. These changes have created a significant need to extend advocacy efforts to improve industry awareness and understanding of California regulations.

Extension-of-advocacy (EOA) efforts are carried out to improve the rate-of-compliance -- with Title 24 and Title 20 -- as inputs to savings calculations for standards adopted as a result of the C&S Program. Hence, the benefits of EOA activities are captured in the verified C&S Program energy savings. Programs savings must be recalculated periodically based on recurring CPUC evaluations that include rate of compliance; however, since program attribution is based on attribution factors for code adoption that extends to compliance improvement, evaluation of changes in rates of compliance excludes additional attribution factors.

The enabling assumptions for EOA efforts are as follows. CPUC compliance evaluations will be conducted at least once during each program cycle and the IOU's will receive full credit for savings. Evaluators must sample at technology level for T-20, mandatory T-24 measures, and prescriptive measures when a prescriptive compliance approach is used. Evaluators sample at the whole building level when performance approach is used, with mandatory measures evaluated in sufficient detail to capture energy impacts. Evaluation must be sensitive to variations across state and in time.

In May 2007, Quantec and the Benningfield Group published an evaluation of C&S advocacy efforts, the "Statewide Codes and Standards Market Adoption and Noncompliance Rates," in part to refine estimates of noncompliance rates assumed for 2003 and 2004 C&S advocacy measures adopted as a result of the Program; however, at the time of this writing, The Cadmus Group is reevaluating compliance rates. Baseline metrics will be established based on The Cadmus Group's reevaluation and target improvement metrics will be determined from new baseline metrics and additional evaluation. The CPUC is expected to conduct another evaluation at or shortly after the end of the 2009-11 program cycle to, once again, adjust savings for 2005 advocacy measures.

2009–2011 Energy Efficiency Programs SoCalGas SW Codes & Standards Program Implementation Plan

Measures identified in Table 3 are a starting point for EOA planning. Additional information and further planning will likely lead to both additions and removals; in particular, in response to adoption of new standards during the program cycle. For example, 2008 Phase 1 appliance standards were adopted on December 3, 2008 and will become effective beginning January 1, 2010. Phase 2 standards will follow.

Compliance Enhancement (CE) Subprogram

Compliance improvement is increasingly important to the energy efficiency industry in California. Having supported the commercialization of efficient technologies and practices through IOU incentive and rebate programs, achieving satisfactory compliance is a crucial requirement for capturing market change for the long-term benefit of society. Broad compliance is necessary to level the playing field for well-intentioned suppliers and contractors who are otherwise faced with a competitive disadvantage when complying with regulations. Greater compliance strengthens voluntary program baselines, provides a solid foundation for future robust advocacy efforts, and improves throughput of California's energy efficiency industry by removing an industry bottleneck.

The primary barriers to compliance improvement include complexity of the standards and limited resources available for enforcement by local governments and the CEC. Although education and training are not substitutes for enforcement, they increase compliance rates by generating awareness and improving understanding of regulations, and by equipping key market actors in the compliance supply chain with the tools and knowledge necessary for compliance.

The CE subprogram, whose primary purpose is to increase the number of customers complying with code,¹⁷ is based on the Code Compliance Enhancement Programs Protocol featured on pages 100-103 of *California Energy Efficiency Evaluation Protocols: Technical, Methodological, and Reporting Requirements for Evaluation Professionals*. Per the evaluator's protocols, Compliance Enhancement Programs require a separate program theory and logic model, and before and after measurements of compliance rates. Hence, a separate logic model for the CE subprogram is included at the end of this document. This subprogram has two elements including measure-specific and holistic.

The measure-specific element of the Compliance Enhancement Subprogram includes measures for existing regulations not adopted as a result of the program; for example, these include pre-2005 Title 24 or Federal standards for which no credit for advocacy is expected. IOUs propose that this element be similar to measure-specific extension of advocacy efforts with respect to evaluation.

Enabling assumptions include the following. CPUC evaluators will conduct an ex ante evaluation in 2009 and an ex-post study in 2012 of measures included in this subprogram.

¹⁷ [CPUC] California Public Utilities Commission, April 2006. *California Energy Efficiency Evaluation Protocols: Technical, Methodological, and Reporting Requirements for Evaluation Professionals*.

2009–2011 Energy Efficiency Programs SoCalGas SW Codes & Standards Program Implementation Plan

Evaluations will include sampling at technology level for T-20, mandatory T-24 measures, and prescriptive measures when a prescriptive compliance approach is used. Evaluators sample at the whole building level when performance approach is used; however, mandatory measures are evaluated in sufficient detail to capture energy impacts. Evaluation accounts for variations across the state and in time. Verified energy savings are calculated based on the difference in measure compliance rates before and after implementation. Following the initial ex-post evaluation, recurring CPUC evaluations must be conducted at least once each program cycle for measures included in future work.

The Code Compliance Enhancement Programs Protocol, used to evaluate compliance enhancement programs, also includes a correction for naturally occurring compliance (the compliance that occurs without program intervention) that IOUs recommend be deleted. This recommendation stems from the belief that the savings at risk are small since the rate of change in compliance “flattens out” soon after a code or standard becomes effective. Defining “natural” may be subjective and attribution parameters may be complex and costly to evaluate. Parsing out attribution gets in the way of a more important objective to work cooperatively with all California stakeholders.

The holistic element of the CE subprogram supports proactive building departments that seek general improvements to operations and compliance improvement processes; as such, this element complements measure-based activities. The holistic element will be implemented initially as a pilot program. The rationale behind the holistic element is based on the recognition that building departments are facing increased economic pressures and resource constraints, with no reduction in the required workloads. Given that this trend is unlikely to change in the near future, utility assistance in improving the efficiency of building department enforcement processes will effectively provide the jurisdiction with more resources to increase compliance rates. The IOUs anticipate working with approximately twelve building departments collectively to develop process improvement interventions including, but not limited to, role-based training and tools customized in accordance with program theory by market actor type and jurisdiction.

The holistic element will identify and screen potential partners based on several criteria. One of the primary characteristics of process pilot partners is jurisdictions that have building stock characteristics that meet the program objectives. For example, one jurisdiction might have a high growth rate, thus a high volume of both residential and nonresidential new construction. Another example might include a jurisdiction with a high cooling load and a high volume of HVAC-related activity and/or contractors. Still another might be mostly built-out, with a majority of the building activity devoted to remodels or renovations. Any criteria used will be established by the program in collaboration with the CPUC, with provisions for clarity and consistency in application, and documentation of these criteria.

The holistic element also requires support from the partners at multiple levels including the Chief Building Official and the mayor or city council. At a minimum, the building

2009–2011 Energy Efficiency Programs SoCalGas SW Codes & Standards Program Implementation Plan

department staff must be interested in and have the ability to test new tools or processes. The support might take many different forms, including allowing access to building department staff, and permit and inspection records, or officially setting optimizing compliance as a high priority for the jurisdiction.

The holistic element process improvement activities include conducting a comprehensive needs assessment/gap analysis by interviewing staff, reviewing permitting and inspection processes, tracking and documentation, internal communications as projects move toward completion, and available tools and resources and how they are currently used. The Program will identify and create tools to help optimize existing processes and simplify enforcement and work with staff to test and modify the tools as necessary. Tools might include, but are not limited to, electronic forms, tracking software, or implementing online permitting and payment methods.

The holistic element will also offer staff and local market actor training and resources, and will document best practices and lessons learned in each jurisdiction. The Program will work with California Building Officials (CALBO), CEC, and local government partners to encourage other jurisdictions to adopt successful practices and tools identified during the pilot. By encouraging more jurisdictions to use the same or similar processes, tools and forms where possible, compliance will be simpler for market actors, as enforcement will become more consistent.

In addition to supporting the CPUC's impact evaluation, which will involve establishing pre- and post-program compliance rates per participating jurisdiction, the IOUs will document training and process improvement efforts employed per jurisdiction, administer pre- and post-tests to gauge training participants' knowledge swing, and gather and measure implementation of action plans from participating building departments.

Reach Codes Subprogram

The Reach Codes subprogram will develop and/or support the development of reach codes, or locally adopted ordinances, that exceed statewide minimum requirements. Reach codes are typically codes adopted by local governments and provide a means to test new codes as well as testing the efficacy of increasing the stringency of existing codes at a local level prior to disseminating the code on a statewide basis. Each jurisdiction's experience with local codes can be used to inform the state's process by documenting both the successes and barriers faced for both adoption and implementation.

The Reach Codes subprogram relies on a demand-side philosophy, similar to the general philosophy guiding all other energy efficiency activities. Rather than looking first to supply-side options (new codes), the program asks two standard DSM questions to frame the discussion. The answer to the first question, "What do we want?" is the easiest--more energy savings. However, the answer to the second question, "How do we get it most efficiently?" is less obvious. In response, many local governments have adopted reach codes to directly increase the efficiency of new buildings within their jurisdiction, or in some cases just the buildings owned by the local government. However, based upon the

2009–2011 Energy Efficiency Programs SoCalGas SW Codes & Standards Program Implementation Plan

most recent Codes and Standards EM&V report, (Quantec study performed in May 2007), the non-compliance rate with the existing 2003 code is approximately 25-30%, leaving a tremendous amount of savings on the table. What many local governments are not aware of is that there are significant savings available from optimizing compliance with the existing code that likely exceeds the potential savings available through adopting a reach code. The most immediate, cost-effective way to obtain more energy savings and reduce the carbon footprint of each jurisdiction is to optimize compliance with the existing code.

The Program will encourage all local governments to first optimize compliance with existing codes. In addition to the biggest savings opportunity, sub-optimal compliance with the existing code will erode potential savings from a new code. The reach code subprogram is designed to facilitate mutual support from the utilities and local governments to realize the full savings potential from codes, both statewide, and at a local level. The IOUs will request that prior to adopting any new codes, building department staff attend role-based training as well as relevant measure-specific training (HVAC replacements, controls under skylights, etc.), and to identify, implement and document two actions designed to increase compliance. Examples might include: conducting outreach to market actors in the community, adding or expanding online services, providing a financial incentive to those who submit required compliance documents, or offering rewards such as expedited plan check services for contractors with high compliance rates. Incentive programs may also require acceptance testing to improve energy savings from installed equipment and provide incentives to contractors to participate in advanced hands on training. Observations of contractor performance at the hands on training can in turn be used to improve the acceptance test methods or materials for the next round of standards.

Many local governments, eager to act in the absence of federal leadership, have passed local ordinances that are more stringent than minimum state requirements. While the intention is honorable, the volume and variety of codes has resulted in an extremely inconsistent structure that changes frequently, making it nearly impossible to track or learn. A contractor, designer or builder working within a single county might have to comply with ten different energy or green building codes, depending on which city a project is in, and whether it's in or outside of city limits. This kind of fragmentation causes confusion and even contempt for the code, resulting in resistance from both the market actors and enforcement personnel, and ultimately lower compliance rates. The IOUs propose a coordinated development approach to reduce the wasted energy and cost resulting from duplication of efforts. In addition, coordinated development provides better staging for statewide adoption, leverage for local governments to encourage adoption, and increases the likelihood of adoption and compliance.

The program will work with interested local governments as well as others including, but not limited to, IOU voluntary rebate programs, CEC, Building Standards Commission, the Local Government Commission (LGC), IOU green or sustainable communities programs, regional local government associations, and organizations that promote green-

2009–2011 Energy Efficiency Programs SoCalGas SW Codes & Standards Program Implementation Plan

building rating systems, to identify characteristics of reach codes that meet the needs of the majority of jurisdictions. The IOUs will then develop a package of climate-zone based reach codes for both new construction and existing buildings (at time of sale). The IOUs will submit the package to the CEC to obtain pre-approval as required to eliminate local government development costs and facilitate subsequent adoption of the code(s). At present, there are approximately a dozen local jurisdictions with reach code ordinances surpassing Title 24-2005 approved by the CEC, all of which are different. Going forward, there is an opportunity to develop a pre-approved reach code based upon surpassing Title 24-2008. Reach codes may also include codes targeting government-owned buildings or particular activities such as commissioning.

The main enabling assumption for the Reach Code subprogram is the resolution of an outstanding policy issue related to efficiency activities undertaken as a result of legislative or other policies. Current thinking on this topic presumes that any action required to meet a code or standard is not eligible for incentives and rebates. Thus, the constituents of a local government that passed a reach code could not obtain financial assistance from utility incentive and rebate programs to help meet that code, as they would be classified as free riders.

The utilities and local governments recognize that this policy may have unintended consequences, especially in light of the long-term strategic policies that must be implemented to reduce California's Green House Gas (GHG) emissions sufficiently to meet statewide reduction goals as set forth by AB32. The effective result of the current interpretation of the policy "punishes" innovators and market leaders by eliminating access to incentive and rebate programs to assist these leaders in achieving additional energy savings. In most cases, reach codes were adopted based upon the expectation of continuing eligibility for incentives and rebates.

The program assumes that citizens of a jurisdiction or agency that passes a reach code be deemed eligible participants in incentive and rebate programs administered under the auspices of the CPUC, consistent with the treatment of California-owned buildings responding to the Governor's Executive Order (S-20-04) requiring state buildings to reduce energy usage by 20% by 2015. This interpretation can set up a positive energy efficiency feedback loop wherein participation in incentive and rebate programs increases because of the reach code, and the availability of incentives and rebates to assist code compliance encourages more local governments to adopt a reach code.

Baselines: For new construction (including renovations, additions, and replacements) reach codes, the IOUs assume Title 24 as the baseline. A Title 24 baseline provides a conservative savings estimate, is consistent with new construction incentive programs, and eliminates any potential overlap with the Extension of Advocacy savings claims.

Time-of-Sale (TOS) reach codes for existing buildings assume that no energy actions are undertaken absent the code. There are currently only two TOS codes that the program is aware of in California. The scopes are both very limited, and in at least one case, the

2009–2011 Energy Efficiency Programs SoCalGas SW Codes & Standards Program Implementation Plan

code is not routinely enforced. Therefore, assuming that building owners do not undertake any energy efficiency retrofits at TOS absent a specific requirement is a reasonable assumption consistent with the rationale for the proposed new construction reach code baseline.

Enabling assumptions include a "shared savings" claim mechanism for attributing savings impacts resulting from reach codes. In a jurisdiction with a reach code, savings resulting from participants in the relevant incentive or rebate program (new construction or retrofit) will be claimed by that program, consistent with current practice. Savings resulting from completed projects that do not participate in an incentive or rebate program will be claimed by either the Codes and Standards or Government Partnership programs if one is extant.

In addition to local governments, various agencies such as school districts, colleges, universities, and industry groups are adopting reach-code policies. Examples include:

- CHPS (Collaborative for High Performance Schools) as adopted by school districts
- Green building requirements adopted by the UC, CSU, and community college districts
- LEED and GreenPoint Rated as adopted by various agencies, builders and jurisdictions
- ASHRAE Standard 189: High Performance Green Buildings, is expected to be adopted by agencies and local jurisdictions

In many cases, the IOUs were involved in the development, adoption, and deployment of these reach code programs. The primary intent of the IOUs involvement was to increase participation in EE programs. The impact of these programs needs to be recognized in the evaluation process as they tend to raise the baseline for code compliance for program participants and non-participants. For example, the baseline for schools in a district with a CHPS policy resolution may have a much higher efficiency baseline as a result of the efforts of the IOU from participation in both the Savings By Design program and CHPS even though there was no legal requirement to exceed the code.

Going forward, the C&S Program will be working on the development of new and updated reach code rating systems, standards, guidelines, etc., most of which be based upon the new Title 24-2008. These reach code programs are expected to be adopted and implemented with the support of the IOU C&S Program by various agencies, institutions, and building associations. Although there have been cases where the mere adoption of reach code programs have little to no impact, there have been a number of cases where significant savings have been verified.

Examples of where verification processes are in place include the CHPS Verified program and the CHPS deployment at Los Angeles Unified School District (LAUSD).

2009–2011 Energy Efficiency Programs SoCalGas SW Codes & Standards Program Implementation Plan

The CHPS Verified program (http://chps.net/chps_schools/Verified.htm) provides project review, design review, and construction review of school projects to verify compliance with CHPS requirements. This is a fee-for-service program that provides a rigorous review of the project prior to Department of State Architect (DSA) plan review which generally results in the overall reduction in time and cost for the school design and construction process. In the case of LAUSD, the District worked with consultants (including Global Green) to integrate CHPS into their internal quality assurance process that involved the design teams and all LAUSD design, construction review, and maintenance and operations staff. The C&S Program proposes to review these and similar compliance improvement programs and processes and will implement them accordingly to maximize the energy savings associated with the reach code programs.

To the extent that the C&S Program is able to increase compliance with these reach code programs, the resulting savings should be reflected in buildings that result in above-code performance. In addition, to the extent that the IOUs were and will be involved with the development and deployment of these reach-code programs, the energy savings should be treated similarly to the reach code ordinances adopted by local government jurisdictions.

Based upon precedents that allow eligibility for above-code incentives for state and federal agencies with executive orders (e.g., Governor's Executive Order (S-20-04) requiring state buildings to reduce energy usage by 20% by 2015) for mandatory above code construction of their buildings, the IOUs propose similar treatment of these reach code policies.

d) Advancing Strategic Plan goals and objectives

Through the C&S Program, SoCalGas, SDG&E, SCE and PG&E will combine advocacy, compliance enhancement and reach code development efforts to meet the codes and standards goals defined in the Strategic Plan in section seven. Please see section 6 for the specific action strategies the IOUs will employ in order to meet the Strategic Plan's codes and standards goals.

Due to the long code upgrade cycle, the process of developing CASE and research studies may extend past the end of the program cycle; therefore, funding committed prior to the end of 2011 will be available for four years thereafter to fund these studies. This might entail moving the committed funds forward into subsequent program cycles until these studies are completed.

6. Program Goals, Objectives & Action Strategies

a) Subprogram Descriptions

The statewide Codes and Standards Program has four subprograms including:

- 1) Building Codes: Advocacy, Extension of Advocacy and CASE Studies
- 2) Appliance Standards: Advocacy, Extension of Advocacy and CASE Studies

2009–2011 Energy Efficiency Programs SoCalGas SW Codes & Standards Program Implementation Plan

- 3) Compliance Enhancement: Measure-Based and Holistic
- 4) Reach Codes: Local Government Ordinances and Green Building Standards

b) Program Goals

In general, the goals of the C&S Program are the same as the two C&S goals defined in the C&S section of the Strategic Plan. Through the Advocacy subprograms, the IOUs will strive to continually strengthen and expand building and appliance codes and standards as IOU efforts reveals greater efficiency opportunities and compelling economic benefits. Through the Compliance Enhancement subprogram, the IOUs will strive to improve code compliance using education and outreach. IOUs will also develop reach codes and facilitate their adoption and implementation in motivated communities.

The following narrative and table details the specific actions the C&S Program will use to carry out the C&S goals defined in the Strategic Plan and the program outputs linked to each action strategy.

In addition to striving to meet the two codes and standards goals defined in the Strategic Plan, the IOUs will work in concert with other programs within the energy efficiency portfolio to help meet associated goals such as those defined for HVAC, local governments and workforce education and training as described in Section 8 of this Program Implementation Plan.

Strategic Plan Codes and Standards Goal #1: Continually strengthen and expand building and appliance codes and standards as market experience reveals greater efficiency opportunities and compelling economic benefits. (Subprograms 1 and 2: Building Codes and Appliance Standards Advocacy)

The C&S Program will provide a direct response to the CPUC's goal by specifically addressing each near-term strategy in the Strategic Plan. Through the advocacy activities, the program will:

- Continue to expand Title 24 Building and Title 20 Appliance Efficiency Regulations through improved research to identify current code and compliance shortcomings, new technologies and processes, and latest thinking on breadth (scope) and depth (stringency) of possible standards
- Develop aggressive proposals to accelerate regulations for both Title 20 appliance efficiency standards and Title 24 building standards
- Support leading activities such as statewide reach standards (e.g., codes that include California Green Building Standard) and the coordinated development and adoption of advanced local government ordinances.
- Coordinate with both internal and external organizations on an ongoing basis, including voluntary programs and national standards organizations

2009–2011 Energy Efficiency Programs SoCalGas SW Codes & Standards Program Implementation Plan

The Strategic Plan outlines five strategies to strengthen and expand building and appliance standards. The C&S Program intends to address each strategy through the advocacy subprograms as follows.

Strategy 1-1: Develop a phased and accelerated approach to more stringent codes and standards.

The C&S Program seeks to accelerate the adoption of increasingly stringent building and appliance standards. To this end the program will develop proposals to increase the scope and stringency of Title 20 and Title 24. The C&S Program will also develop or support development of more stringent codes, such as the California Green Building Standard, ASHRAE Standard 189, and other model code ordinances, which would significantly exceed the current Title 24 requirements and could potentially become a model for local green building ordinances.

The use of discrete, above minimum code tiers of efficiency standards (e.g. reach codes) have been proven to be an effective way to promote energy efficiency, prepare the market for high efficiency equipment in an orderly way and smooth the transition for more stringent future standards. However, the proliferation of many standards for the same product renders confusion in the market place and hinders compliance. The C&S Program will work with local governments that currently have or are considering adopting advanced energy codes to identify common themes among their primary objectives and develop a set of model reach codes and standards that form the path for subsequent statewide adoption. The C&S Program will help local governments improve compliance by developing compliance forms, modify performance software, and provide code compliance training to practitioners and building departments

Historically, approximately 100,000 single family (SF) homes and 50,000 multi-family (MF) dwelling units are constructed each year. Estimated construction for 2009 is projected to be much lower: SF 30,000 SF units and 33,400 MF units.¹⁸ These buildings are within the scope of the Title 24 energy code. There are about 8 million existing single family homes and 4 million existing multi-family dwelling units in California.¹⁹ Since homes are sold on average every seven years in California²⁰, approximately 1.4 million existing homes and (assuming same turn-over for rental properties) 570,000 existing multi-family units are sold each year. Thus requirements for the most basic efficiency measures (attic insulation, weather sealing etc.) installed at time of sale would have a huge impact – potentially impacting 10 times as many residential buildings as do

¹⁸ Construction Industry Research Board, California Construction Review, Private Building Construction, January 22, 2009.

¹⁹ <http://www.dof.ca.gov/HTML/DEMOGRAP/ReportsPapers/Estimates/E8/E-8.php>

²⁰ Median duration at residence is 7 years for homeowners and 1 year for renters. Jason P. Schachter and Jeffrey J. Kuenzi. US Census. Seasonality of Moves and The Duration and Tenure of Residence: 1996, data extracted from Figure 4. Duration of Current Residence by Current Tenure: 1996.

<http://www.census.gov/population/www/documentation/twps0069/twps0069.html>

2009–2011 Energy Efficiency Programs SoCalGas SW Codes & Standards Program Implementation Plan

the current residential standards. The C&S Program will work with local governments to identify existing barriers and develop model time-of-sale (TOS) requirements such as Home Energy Rating System (HERS) audits, and commissioning for commercial buildings that do not unnecessarily hinder real estate transactions or financing. Ultimately, if the pilot program with local governments is successful, it will make the case for a statewide time-of-sale requirement.

HVAC. The efficiency of heating and cooling systems is central to building energy efficiency standards and has become an even more significant component of the standards through the adoption of time-dependent valuation. Energy losses from ducts can be a large fraction of heating and cooling loads. The Title 24 standards have mandatory requirements for duct sealing and prescriptive requirements for duct testing and verification by a HERS rater. Feedback from duct tests to HVAC contractors and home builders is a very important mechanism for transforming the market. Thus, the C&S Program will be pursuing the concept of mandatory requirements for duct testing and self-certification of the test while still including the prescriptive requirement for a HERS rating. Similar to the acceptance tests in the nonresidential market, a self-certified duct pressurization test would be required for all residential duct systems in unconditioned spaces that are not obtaining a HERS verified duct test.

The systems not receiving HERS duct sealing verification would receive the same energy penalty in the performance approach and the systems would not be allowed in the prescriptive method approach. This requirement would reduce enforcement uncertainty – every duct system would be required to be tested. Since all duct systems are required to be tested, this lowers the incremental cost barrier for a HERS verified duct test and assures that mechanical contractors and homebuilders receive the feedback from duct testing on every job. This same approach would be taken for relatively new requirements for measurements of airflow, fan power, duct pressure drop and refrigerant charge.

C&S will prepare CASE studies to evaluate the cost-effectiveness, market status and availability of the equipment to determine the potential for revising the building efficiency standards so they are based on enhanced efficiency HVAC systems such as: radiant cooling with a dedicated outside air system, evaporative condensing, direct/indirect evaporative cooling and ground coupled heat pumps. These and other cooling technologies have the potential to be significantly more efficient than the federal air conditioning regulation but may be exempt from federal pre-emption. For federally-regulated cooling equipment, the C&S Program will continue working with the federal DOE to develop regional air conditioning standards that would be more appropriately suited to California's warmer and drier climate.

Envelope performance testing. Similar to the requirements for performance testing of HVAC installations, the performance testing of the envelope of homes and other residential dwelling units provides direct feedback on the level of infiltration. Thus, testing could transform the building industry. C&S will evaluate the feasibility of adding mandatory requirements for blower door tests for all new homes. Similar to the

2009–2011 Energy Efficiency Programs SoCalGas SW Codes & Standards Program Implementation Plan

requirements for duct testing, the prescriptive baseline would retain the HERS verification requirements, but for those homes wishing to avoid the HERS requirements through a performance trade-off the blower door test would still have to be performed.

Strategy 1-2: Expand Titles 24 and 20 to address all significant energy end uses

The codes and standards program will pursue additional energy savings by broadening the scope of the Title 20 appliance standards and the Title 24 building efficiency standards. Title 20 proposals will be developed and supported through the public stakeholder process for both current and future proceedings. Current proposals include: battery chargers, portable lighting fixtures, set top boxes, televisions, computer monitors, game consoles, etc. Future proposals will include office equipment and other miscellaneous and plug loads. Integration activity with voluntary codes and program activities will be increased to expand potential for new product categories to be added to the measure list. C&S will continue to support the Title 20 proposals after their adoption by providing ongoing technical assistance to the CEC to fend off post adoption maneuvering by oppositional stakeholders, which has increased in recent years. This will reduce post adoption exemption of product classes.

For the 2008 revisions to Title 24, the C&S Program successfully proposed a bold increase in scope to include refrigerated warehouses. For 2011, the C&S Program will consider increasing the scope of the standards to include the refrigeration plant small walk-in refrigerated coolers and refrigerant plants serving display cases in supermarkets. The C&S Program is also pursuing other opportunities with computer room cooling, and other process measures such as compressed air systems.

In the past, energy codes have focused only on the efficiency of the equipment installed and not on how that equipment functions, and recent field studies have found that a significant number of controls do not work correctly. Thus the C&S Program will be reviewing the efficacy of fault detection and diagnostic (FDD) controls to determine their effect on operators taking subsequent action to correct the problem when notified. The C&S Program will also investigate barriers to sub metering tenant units and major building energy consuming systems such as lighting, chiller plants, boiler plants, etc. Pending approval from the CPUC that water savings are within the scope of IOU energy and resource conservation programs and should be pursued, the C&S Program will research requirements for water meters on all new buildings.

With the new administration's focus on energy efficiency we can expect, at a minimum, more opportunities to increase the stringency of Title 20 standards through Federal proceedings. If the new administration increases the budget for DOE staff, we can expect an even greater acceleration in activities than the already rapidly increasing number of DOE proceedings. Increased DOE funding would provide the opportunity for states to petition DOE for new rulemakings and/or waiver petitions in support of California energy savings.

2009–2011 Energy Efficiency Programs SoCalGas SW Codes & Standards Program Implementation Plan

The C&S Program will work in conjunction with national organizations to align California's reach goals with LEED, Green Globes, CHPS, etc. Ideally, satisfying California's Green Building Standard would become the minimum threshold to apply for a LEED rating. Likewise, the C&S Program will work with ResNet and California HERS Providers on the development of further home rating system upgrades and rating techniques.

Strategy 1-3: Improve code research and analysis.

Research and analysis is the basis of upgrading energy codes. In some cases this research is forward looking and identifies technologies that have sufficient market experience, cost-effectiveness and broad applicability to be deemed "code-ready." This research can also be retrospective for two major categories of energy savings opportunities:

1. Review of code proposals that were unsuccessful in past code cycles, but appear to have promise due to changes in the market, refinements in the technology or new information etc.
2. Evaluation of current standards for loopholes, inconsistencies, enforcement barriers, etc. The savings from these issues can be substantial and must be actively researched.

More generally, the Program will seek to improve C&S advocacy by developing new approaches to determining incremental costs, availability, and reliability. In particular, cost information is considered confidential by industry representatives who generally oppose code upgrades, so the success or failure of a standards proposal often turns on the perceived accuracy of incremental costs.

Due to the increasing complexity of the targeted measures and increasing sophistication of oppositional stakeholder tactics during the public process under both Title 20 and 24, a greater emphasis on more thorough market research, product performance measurement and technical production data is necessary. Existing studies may be expanded, new studies may be designed and implemented, and additional market research may be purchased to facilitate future standards development. New or updated test methods are required to pursue significant savings opportunities left stranded by current incomplete test methods (e.g., high temperature performance metrics for cooling systems and variable speed capability of commercial refrigeration equipment).

Codes research also needs to consider more than just technologies but also design methods. A "big bold" research topic for Title 24 is a whole building approach to building design. This concept is in support of a requirement for compressorless or "hybrid" cooling systems in the homes in the more temperate California climate zones. Well-designed homes in the mild coastal regions of California do not need air conditioners. These homes often have thermal mass to dampen the diurnal temperature swings when it is hot outside, so the thermal comfort of the home isn't solely dependent on the air temperature of the home, but also the radiant temperature. C&S will pursue the

2009–2011 Energy Efficiency Programs SoCalGas SW Codes & Standards Program Implementation Plan

potential of providing Title 24 compliance credit to homes that do not have air conditioners as long as it can be reasonably expected that occupants in these homes will be comfortable enough that these homes will not be retrofitted with air conditioners later on. This approach would likely require an enhancement of the existing performance method simulation tools, or require newer simulation tools such as Energy Plus, that has a thermal comfort model. This would require a significant investment in resources. However, if this concept were implemented, it would move new homes in coastal regions significantly closer to the 2020 net zero homes goal.

This same concept can also be applied to commercial buildings with greater attention given to comfort due to tasks being conducted in fixed positions and locations, and greater attention to internal heat gains resulting from plug loads and lighting loads. However, better thermal mass and comfort models will advance low energy commercial buildings as this would also benefit the characterization and ultimately the design of passive solar commercial buildings assisted with radiant heating and cooling. Energy Plus also promises the capability of modeling airflow which should provide improved confidence in specifying two other low energy HVAC systems: positive displacement ventilation and natural convection.

Initially advanced tools require advanced users. Thus training in low energy design principles and methods of predicting building performance training is needed for the next generation of architects and engineers starting out in practice and currently attending California architecture and engineering schools. Thus, training is needed in a number of different venues: for existing practitioners, training opportunities at utility training centers, and at professional conferences. Student training would be most efficiently conducted as part of their normal curriculum. Sponsored curriculum development and sponsored research in the design of efficient buildings results in career long impacts when combined with other broader society-wide incentives for low energy design.

Even more advanced interfaces to these tools expand the scope of potential users by simplifying the user's inputs, but requiring sufficient detail in the nomenclature used by designers so these tools can predict the energy impact of design choices with reasonable levels of accuracy. These program interfaces must have enough flexibility so the breath of applications is wide enough to affect a sizable portion of the possible building applications and the scope of measures is sufficiently broad. Training is still needed for these simplified tools but is accomplished in less time and is given to more people as there are more people likely to use the tool. Easier to use tools expands likely users to sales people, manufacturer representatives and facility managers.

In addition to the fairly sophisticated tools to support these advanced designs, a segment of the market will be drawn to design approaches that are formulaic. These approaches may not optimize energy savings, but if the prescriptive cookbook method is well designed, they can yield significant levels of reliable savings. This requires a significant effort in exercising the design tools, comparing the simulated results to actuals and synthesizing the results into design standards. These design patterns then must be

2009–2011 Energy Efficiency Programs SoCalGas SW Codes & Standards Program Implementation Plan

transmitted in a number of ways including resource documents, training materials and presentations.

The energy consumption of buildings is not purely a function of their components but is impacted by occupant behavior and actual equipment installation and performance. Field studies are an important method of feedback on how much energy is really saved by a measure. In some cases this research can leverage information from CPUC EM&V studies and CEC load forecasting studies.

Another significant source of market and technology data is the utility energy efficiency programs. The C&S Program will periodically poll the program managers for information concerning market share, technology cost and verified energy savings. The energy efficiency programs will likely identify technologies that may be ripe for code adoption and can help develop the market experience that differentiates those products that are truly code ready.

The importance of the statewide utility Emerging Technology (ET) Program will increase as source of information and potential measures for voluntary reach-code tiers. Although available in the market, the measures that are assessed in the ET Program may be neither cost-effective nor fully applicable for mandatory standards. In some cases, it may be appropriate to have measures simultaneously included in utility energy efficiency programs as well as a reach code tiers.

Also related to field studies are process evaluations of how the code is administered from the designer and specifier, to T-24 analyst, to plan check, to bidding, through construction to inspection to occupancy. The delivery of efficient buildings relies on each step of this process. Transferring this information to the CEC and code proposal developers increases the likelihood that compliance will increase with the next energy code.

Strategy 1-4: Improve coordination of State energy codes and standards with other state and Federal regulations.

The development of the California energy efficiency standards does not occur in a vacuum. Much of the technical basis of Title 24 rests on consensus standards developed by ASHRAE (American Society of Heating, Refrigerating and Air-conditioning Engineers) and IESNA (Illuminating Engineering Society of North America.). The measurements of product properties rely on test standards developed by DOE; American Society for Testing and Materials now referred to as ASTM International (ASTM); Air-Conditioning, Heating and Refrigeration Institute (AHRI); National Fenestration and Rating Council (NFRC); Cool Roof Rating Council (CRRC), etc. Although the C&S Program works most closely with the CEC, other California state agencies are also involved with the development of efficiency standards. Examples of coordination with other state agencies may include, but are not limited to, the California Air Resources Board (CARB) as codes relate to greenhouse gas (AB 32) and other emissions,

2009–2011 Energy Efficiency Programs SoCalGas SW Codes & Standards Program Implementation Plan

Department of Toxic Substance Control (DTSC) as codes relate to toxic waste from lamps, and California Department of Water Resources (DWR) as codes relate to the water use in HVAC systems. In addition, there is much to be learned and many benefits derived from coordinating with ASHRAE and other states that are developing their own energy codes. Thus, the C&S Program will be coordinating with other entities in the development of test standards and other consensus standards.

The C&S Program will also participate in the development of other standards that can then be applied in California. The most notable of these is the Federal appliance efficiency regulations and international standards, which are likely to have bigger impacts on Federal and state appliance standards in the future. If the C&S Program continues to influence the outcome of these regulations, nominal savings in California will be achieved. Since the Federal regulations apply to all sales in the US, compliance enforcement is easier. The Program will continue to take a leadership role in advocating for new legislated standards (often based on Title 20 standards in the past) and in both negotiated and contested DOE appliance standards rulemakings. In view of the increasing international coordination in the codes and standards arena, the Program will take a more influential role in influencing international test methods and standards framework developments where there is significant opportunity to affect federal and CA appliance standards. We fully expect the need to travel to other countries to conduct effective collaboration and coordination of standards activities that potentially affect California. Increased coordination with national voluntary program frameworks including CEE and Energy Star are also likely to increase C&S efficacy.

Federal appliance efficiency standards limitations have been a hindrance to more stringent codes in California. These Federal standards preempt the state from requiring additional labeling, higher appliance efficiency standards, and prevent building efficiency standards from requiring higher efficient equipment than equipment that are minimally compliant with the Federal appliance standards. Given that the Federal regulations cover the largest energy consuming devices (lighting, air conditioners, water heaters), this has seriously constrained the effectiveness of California's appliance and building efficiency standards in California. The C&S Program will be developing a research plan to address Federal pre-emption including, but not limited to, waiver petitions, federally legislated standards, and development of new coalitions.

The CARB's proposal in response to SB 97, which requires rules be developed to address the California Environmental Quality Act (CEQA) requirements for greenhouse gas emissions, expands the possible scope of energy consumption that could be regulated. Well-defined efficiency measures and performance trade-off options would be in the interest both of CARB and the entity submitting a new industrial, commercial or residential project.

In addition to the coordination with the DWR for the water use in HVAC systems noted above, there is an ongoing CPUC proceeding to determine the amount of energy embedded in water use. Therefore, the C&S Program will further coordinate with the

2009–2011 Energy Efficiency Programs SoCalGas SW Codes & Standards Program Implementation Plan

DWR as studies are initiated to examine potential reductions in water use. Since the CEC was given jurisdiction over water use starting in 2008, it is anticipated there will be new sections in Title 24 regulating the use of water.

Also as mentioned earlier, C&S will pursue developing reach codes in coordination with the California Green Building Standards. To do this the C&S Program will coordinate with the BSC (Building Standards Commission), the CEC (California Energy Commission), HCD (Housing and Community Development), OSHPD (Office of Statewide Health Planning and Development), Local Governments, and others.

Strategy 1-5: Improve coordination of energy codes and standards with utility programs

Coordination between C&S and other utility programs may occur in various ways: existing or newly adopted standards, future standards, direct linkages between incentive programs and a specific standard, and long-term integrated planning. This is a rapidly evolving area, so planning is necessarily at an objectives level for now. C&S program staff will periodically meet with other utility program staff to facilitate ongoing coordination.

Newly adopted standards. On an ongoing basis, C&S staff communicates with IOU incentive program managers regarding potential adoptions of new standards. Depending on the opportunity, program managers may decide to provide incentives for measures in advance of the effective date to prepare the market.

Education and training between adoption and effective dates of a particular standard represents another way to prepare industry. C&S will provide 2008 Title 24 training to both market actors and internal program staff in advance of the August 1, 2009 effective date for the 2008 Title 24 Standards. The training will help identify opportunities for ongoing coordination between incentive programs and C&S activities. Another activity under development is to require program participants to complete and submit the applicable acceptance tests required by Title 24 to receive an incentive for HVAC and lighting controls equipment. This will increase compliance with the acceptance tests and help assure the incented equipment is installed according to code intent.

Although all utility programs are impacted by codes and standards, particular focus will be placed on coordinating with the Local Government, HVAC, and Workforce, Education and Training (WE&T) programs. Please refer to Section 8 for how the Program will coordinate efforts to help meet shared goals defined in the Strategic Plan.

Future standards. Having selected topics for potential CASE study proposals for the next code cycle, for example, 2011 building and appliance standards, energy efficiency program managers may be able to include measures in programs to improve code readiness. The C&S Program may also work with statewide Emerging Technologies program staff to identify new technologies for which to develop alternative calculation methods (ACM). CASE studies can be developed for new technologies to propose Title

2009–2011 Energy Efficiency Programs SoCalGas SW Codes & Standards Program Implementation Plan

24 credit towards achieving compliance, thereby reducing one barrier to market acceptance. Moreover, a Title 24 ACM provides an approved method for calculating energy savings for incentive programs.

The C&S Program will continue to improve coordination with the statewide new construction programs. Since the success of these programs are dependent on exceeding the current Title 24 codes, they serve as a useful “test-bed” to inform the development of future Title 24 proposals by highlighting the more cost effective measures, flagging problem areas with compliance, and demonstrating the extent to which the current code can be exceeded.

On a longer term basis, it is sometimes possible to identify code objectives two code cycles into the future. This will be particularly critical for developing an appropriate trajectory for reaching the Strategic Plan’s zero net energy goals, AB 1109 Huffman Bill goals²¹, and state policy initiatives indicated in the previous section. For these opportunities, C&S will complete a gap analysis to identify distance between code readiness attributes and the current market status of the technology, which will inform the creation of an integrated long-term coordination plan. Long term information repositories may be developed to collect information that will support adoption in a future code cycle.

Direct linkages. The C&S Program seeks to directly link, as has been done for the current Title 20 television proposal before the CEC, code proposals with incentive programs. When faced with industry resistance, this linkage constitutes a stronger argument before the commission. Moreover, linking a standard with an incentive program creates a synergy in which the push of a widely recognized future standard reinforces the pull of near term incentive programs, thereby increasing participation in a complementary incentive program.

Albeit weaker compared to direct linkages, the synergy between standards and incentive programs exists more generally through indirect linkages.

Strategic Plan Codes and Standards Goal #2: Improve code compliance and enforcement. (Subprograms 3 and 4: Compliance Enhancement and Reach Codes)

The C&S Program is committed to improving code compliance and enforcement. To demonstrate this commitment, C&S will expand Extension of Advocacy activities and launch the new Compliance Enhancement (CE) subprogram. The Program will leverage existing, and develop new education and outreach activities to equip both building and appliance industry market actors with the knowledge and tools needed to comply with Title 24 building energy efficiency standards and Title 20 appliance efficiency regulations. Expanding the Program to include CE will help ensure that the full potential

²¹ AB 1109 Huffman directs the CEC to implement strategies to reduce residential lighting by 50% and commercial and outdoor lighting by 25% by the year 2018.

2009–2011 Energy Efficiency Programs SoCalGas SW Codes & Standards Program Implementation Plan

of the state's codes and standards efforts are realized, and results in a comprehensive C&S Program.

The C&S strategies and activities listed in the Strategic Plan are focused primarily on Title 24 building energy efficiency standards, noting that appliances are principally regulated at the federal level rather than the state level. As the CPUC Strategic Plan also notes, there remains huge potential savings at the state level for appliances and equipment not regulated by the federal government. With this in mind, C&S has added activities to capture Title 20 compliance savings as well and added a sixth implementation item for this program cycle in the Strategic Plan Table below to document planned Title 20 efforts.

Strategy 2-1: Improve code compliance and enforcement.

The Strategic Plan identifies one strategy and five activities targeted to improve compliance and enforcement with Title 24 building energy efficiency standards. Each activity is addressed in order below.

Activity 2-1 a): Conduct research to determine high-priority tactical solutions for code compliance and focus efforts accordingly.

As a first step in launching compliance improvement efforts, Program staff will interview the building industry market actors included in the compliance supply chain to determine how their current performance compares to the desired performance, the reasons for the gap, and which performance improvement solutions the C&S Program may employ to improve code compliance. Additionally, C&S staff will interview experts who have been providing training, software and regulatory support to industry practitioners over the years to identify best practices, possible points of collaboration and gaps the C&S Program can help fill. Furthermore, C&S will conduct a process pilot with several local governments to investigate code enforcement processes in detail, identify opportunities to streamline enforcement practices and improve consistency across jurisdictions. Results of these research efforts will inform the total package of performance improvement solutions the Program will implement to help improve code compliance rates. In addition, the results of the compliance improvement process study that included a stakeholder roundtable discussion will be compared with the interviews.

Activity 2-1 b): Increase training and support for local building code officials.

Building code officials are the primary key to improving compliance with Title 24 standards and certain Title 20 regulations such as residential air conditioning equipment. Building department personnel must enforce several different building codes simultaneously, with limited resources. Given the limited time available, officials correctly prioritize those codes related to life-safety, which often results in extremely limited time and resources dedicated to enforcing energy-related codes. In addition to resource limitations, energy codes have undergone much more significant changes in

2009–2011 Energy Efficiency Programs
SoCalGas SW Codes & Standards
Program Implementation Plan

each of the recent code updates than most other codes, thus creating a challenge for officials to maintain their expertise.

EOA and CE will focus a significant percentage of the code education resources on providing training and support to building code officials. Based on research results, EOA and CE will develop role-based training courses and abbreviated code guidelines for plan checkers, inspectors and counter staff specifically targeting only those sections of the code related to each particular position. This work will be closely coordinated with the CEC and third party efforts to ensure that it supports and is in alignment with the CEC's compliance improvement efforts.

In addition, in response to the needs assessment to be conducted as part of the local government process pilot, CE will develop and test process improvement tools, and will work with CALBO, the International Code Council (ICC), and CEC to conduct outreach to other jurisdictions to encourage adoption of those tools. CE will conduct outreach and encourage other jurisdictions to adopt tools and processes that help building officials increase compliance. CE will support more consistency across jurisdictions, in processes, documentation requirements and enforcement practices, and will encourage the expansion of submitting online permitting paperwork for HVAC replacements as well as other measures. These on-line submittals allow for the creation of customized inspection checklists that also simplify enforcement.

CE will also work with the CEC and HERS providers to ensure the new HERS documentation and data management systems are consistent and serve to streamline the compliance process.

Activity 2-1 c): Investigate regulatory tools such as licensing/ registration enforcement.

Currently, although Title 24 documentation must be signed by a licensed professional, the actual calculations can be prepared by anyone. Anecdotal evidence from rebate programs and building departments indicates that the lack of training and/or professional certification requirements results in sub-par documentation being submitted to building officials, thus requiring more time to review documents and determine compliance. CE will work with the California Association of Building Energy Consultants (CABEC), CEC and CALBO to increase the stringency of the Title 24 Certified Energy Analyst test, initiate a certification process for Title 24 consultants, and begin requiring energy education for building officials as part of CALBO's existing continuing education requirements.

CE will also work with the CSLB (California State License Board) and the DCA (California Department of Consumer Affairs) to conduct outreach to members regarding the importance of the standards to the state and to their customers, and to encourage the CSLB to enforce the HVAC permitting requirements with their members.

2009–2011 Energy Efficiency Programs SoCalGas SW Codes & Standards Program Implementation Plan

Activity 2-1 d): Evaluate proposed changes to the code and compliance approaches to simplify and expedite compliance.

Feedback from building officials indicates that they are overwhelmed by the volume, complexity, and rapid changes to the energy codes. As a complement to the role-based training, CE will work with industry experts, CEC, and building officials to develop and test role-based and context-sensitive code guidelines. The guidelines will target specific compliance items and common measures that must be addressed at each stage in the permitting and inspection processes.

CE will conduct research to identify specific areas of the code that can be simplified by reducing the number of trade-offs and compliance options and/or transitioning to a greater number of mandatory measures.

In addition, CE will work to increase the availability of online permitting resources and the consistency of requirements and documentation across all jurisdictions, with an initial focus on geographically contiguous regions. Online permitting makes obtaining permits more convenient and less costly, and geographic consistency provides a more stable and easier-to-understand process for building designers and contractors, as well as building officials.

Activity 2-1 e): Work with local governments to improve code compliance, adopt above code ordinances, and provide training/education.

The primary goal of the CE measure-based and holistic subprogram elements is to improve code compliance. As discussed in activities a) through d) above, CE will be dramatically expanding and enhancing efforts in support of this goal, launching several different outreach and training offerings and activities.

The C&S Reach Code (RC) subprogram has adopted a demand-side philosophy to local code adoption, consistent with the general philosophy of energy efficiency. California has a very robust energy efficiency code that can, if fully enforced, result in a tremendous amount of savings and reduction in both energy usage and peak demand. RC will conduct outreach to local governments and green communities through Government Partnerships Programs, Build It Green, and others industry partners to educate interested participants about the potential savings that could be realized through optimizing compliance with existing codes prior to adopting a new code. RC will inform local government's that optimizing compliance with existing codes is one of the most immediate and significant steps a city or county can take toward reducing the jurisdiction's carbon footprint, and will request a commitment from each participant to take documentable steps toward that end.

Many local governments, in their eagerness to take action in the absence of federal leadership, have individually developed and adopted unique local codes to reduce the climate change impacts of the building activities in their jurisdictions. Unfortunately,

2009–2011 Energy Efficiency Programs SoCalGas SW Codes & Standards Program Implementation Plan

codes are developed and adopted without any real overall coordination with other jurisdictions, resulting in a plethora of local ordinances and code requirements throughout the state that are changing frequently, making it impossible to easily track what code applies in which jurisdiction at any given time. In Sonoma County alone, there are ten different local energy and green building ordinances. RC will encourage local governments to work with neighboring jurisdictions to adopt consistent requirements and to remain consistent with current Title 24 climate designations to reduce potential market confusion.

One of RC's goals for local codes is to promote consistency with the current Title 24 climate zone structure, with which market actors are used to working. RC will work with local government partners to identify and document their objectives for a local code and also with the CEC and Building Standards Commission (BSC) to make the next generation of the State's Green Building Standards meet those objectives for most, if not all local governments. First, RC will work with local governments to support development of a package of cost-effective local energy codes that exceed 2008 Title 24 minimum requirements for residential and nonresidential new construction. RC will support efforts to obtain CEC pre-approval to simplify the approval and adoption process at the local level. In addition, to begin harnessing the tremendous savings potential from existing homes, RC will support development of a package of standards that are applicable at time-of-sale or major remodels. Local ordinances will serve as an opportunity to test the efficacy of the codes and inform regulators as to the readiness of the codes for statewide adoption.

Activity 2-1 f): Conduct outreach and education efforts to improve compliance with Title 20 Appliance Standards.

The IOUs' experience working with industry actors on Title 20 advocacy indicates that there are two primary paths for equipment covered by Title 20 to move through the supply chain from manufacturers to consumers. The first is via manufacturers, distributors and contractors, while the second is via retailers directly to consumers. Similar to the Title 24 outreach, the IOUs plan to target each actor in the supply chain for selected measures with significant savings potential and for which compliance rates are relatively low.

Given the wide range of industries and the organization of their distribution channels, compliance improvement activities for appliances will be conducted on an industry-specific basis. For example, compliance improvement outreach for manufacturer-dominated industries logically begins with manufacturers since top down efforts will affect most product sales in California. If major manufacturers are located overseas, as is the case of consumer electronics for example, we fully expect the need to travel to other countries to conduct effective outreach and training.

Different approaches will be used to educate and train retailer-dominated and contractor-dominated industries. In the retailer-dominated case, for example, compliance efforts

2009–2011 Energy Efficiency Programs
SoCalGas SW Codes & Standards
Program Implementation Plan

must target the stocking practices of these retailers. In the contractor dominated case, where contractors are largely responsible for the purchase and installation of the product, compliance efforts must focus on outreach to contractors.

The C&S Program will coordinate with the CEC to conduct outreach to equipment manufacturers to inform them of existing code requirements, and to facilitate their compliance from both a technical and administrative perspective. Assistance will be provided to manufacturers to support their efforts to ensure equipment sold in California meets the minimum technical requirements, and to successfully complete the certification process with the CEC.

For measures such as pool pumps, where most are sold through distributors and installed by contractors, in addition to working with the pump manufacturers, the Program will work directly with distributors to educate their representatives. The IOUs will also conduct outreach to contractors directly, and will work with trade organizations to leverage their existing communications networks. Outreach activities may include attending trade conferences and regional meetings, authoring articles for industry newsletters or publications, or direct contact via email or printed materials.

Other measures, such as incandescent lamps and consumer electronics are often purchased directly by consumers through retail establishments. Though the market actors are different for these measures, the Program will use similar methods to reach as many market actors as possible. Trade associations are expected to be important stakeholders in this effort and will be leveraged as much as feasible. The IOUs will coordinate with regulators and other providers to identify gaps and opportunities to collaborate.

- c) Program objectives which are more specific milestones to be achieved in order to accomplish the goals: See Codes and Standards Alignment with Strategic Plan Table below.
- d) Program action strategies that will be used to implement the goals: See Codes and Standards Alignment with Strategic Plan Table below.
- e) Program outputs which are measurable results of the program linked to the action strategies, for example: See Codes and Standards Alignment with Strategic Plan Table below.

2009–2011 Energy Efficiency Programs SoCalGas SW Codes & Standards Program Implementation Plan

Codes and Standards Alignment with Strategic Plan Table

Strategic Plan Codes and Standards Goal	Strategic Plan Strategy	IOU Action Strategy	Outputs
1-1. Develop a phased and accelerated approach to more stringent codes and standards.	a) Adopt a progressive set of building codes; including one or two voluntary “reach” code tiers for residential and commercial sectors.	Building Codes Advocacy <ul style="list-style-type: none"> ➤ Continue advocacy and development of code enhancement proposals synchronized to support the CEC’s and DOE’s current and future proceedings. ➤ Participate in standards setting organizations outside California that impact T-24 building and T-20 or DOE appliance standards. ➤ Support product rating organizations that impact California standards ➤ Monitor and intervene, as appropriate, in state or federal legislation aimed at building and appliance efficiency. ➤ Identify new venues through which to influence building or appliance efficiency. ➤ Investigate new approaches to mitigating the federal preemption handicap on California’s ability to meet AB 32 objectives. ➤ Collaborate with the California Energy Commission, incentive program managers, ETP program managers, and local government partnership leads (and others, as necessary), to develop a limited number of standard “reach codes” that satisfy the majority of green and sustainable community needs and/or serve as a useful goal for incentive programs. 	<ul style="list-style-type: none"> ➤ Increasingly stringent codes and standards requirements. ➤ Progress toward successful CA exemptions from federal pre-emption. ➤ Regionally consistent reach codes developed
	b) Lower the renovation threshold at which the code applies to an entire existing structure	Building Codes Advocacy <ul style="list-style-type: none"> ➤ Conduct market research to establish application of codes relative to threshold “switches” followed by development of code proposals ➤ Work with CEC to redefine building materials as appliances, followed by T-20 proposals that affect renovations ➤ Conduct research and develop code enhancement proposals aimed at retro commissioning ➤ Conduct research relative to “trigger” events in existing buildings and develop code enhancement proposals 	<ul style="list-style-type: none"> ➤ Market research reports ➤ CASE Study proposals documenting cost-effective strategies targeting existing buildings
	c) Identify local code or ordinance opportunities as pilots or where local conditions may support accelerated action.	Building Codes Advocacy & Reach Codes <ul style="list-style-type: none"> ➤ Collaborate with local government partnerships to develop pilot projects and/or reach codes, having first achieved agreements to: <ul style="list-style-type: none"> ▪ Work with the IOUs to attain robust compliance with existing T-24 building standards ▪ Limit proliferation of unique local codes, standardize to one of a couple standard reach codes absent unique local needs 	<ul style="list-style-type: none"> ➤ Model codes for each climate zone targeting new construction and existing buildings at TOS available for LG adoption. ➤ Documented strategies to improve existing compliance rates

**2009–2011 Energy Efficiency Programs
SoCalGas SW Codes & Standards
Program Implementation Plan**

Strategic Plan Codes and Standards Goal	Strategic Plan Strategy	IOU Action Strategy	Outputs
		<ul style="list-style-type: none"> ➤ Develop a couple standard (rather than unique local codes) requirements at TOS or major renovations <ul style="list-style-type: none"> ▪ Investigate building compliance improvement into reach codes; for example ▪ Mandatory self-certified testing of building components (duct leakage, HVAC airflow etc, envelope tightness) ▪ Prescriptive baseline for HERS rating for 3d party verification 	
1-2. Expand Titles 24 and 20 to address all significant energy end uses	a) Expand Title 20 to cover additional plug loads such as copy machines, printers, battery chargers, televisions.	<p>Appliance Standards Advocacy</p> <ul style="list-style-type: none"> ➤ Continue advocating and developing code enhancement proposals for plug loads in current and future proceedings; for example developing code enhancement proposals in 2009 proceedings for battery chargers, televisions, set top boxes, monitors, game consoles, etc. ➤ Expand CASE studies to include office equipment and other plug loads 	➤ Title 20 CASE Proposals presented to CEC.
	b) Enhance Title 24 to include whole building approaches including metering and data management; automated diagnostic systems; and sub-metering for tenant-occupied space.	<p>Building Codes Advocacy</p> <ul style="list-style-type: none"> ➤ Pursue prescriptive requirements for fault detection and diagnostics ➤ Consider requirements for separate HVAC metering in large building ➤ Propose sub meters for all residential tenant spaces and nonresidential tenant spaces over ___ sf. (TBD) 	Title 24 CASE Proposals presented to CEC.
	c) Pursue greater alignment of national and localized green building codes with energy codes.	<p>Building Codes Advocacy & Reach Codes</p> <ul style="list-style-type: none"> ➤ Collaborate with the California Energy Commission, incentive program managers, and local government partnership leads (and others, as necessary) to develop a limited number of standard “reach codes” that satisfy the majority of green and sustainable community needs and/or serve as a useful goal for incentive programs ➤ Include green building codes and local government ordinances as inputs to development of standard reach codes ➤ Participate in the development of national building ratings LEED, ASHRAE 189, ResNet, Green Globes etc. 	➤ Model codes, California Green Building Standards, and other similar standards developed as consistently as possible for local governments and other agencies pursuing enhanced efficiency efforts
	d) Integrate AB-32 standards with energy efficiency goals.	<p>Building Codes and Appliance Standards Advocacy</p> <ul style="list-style-type: none"> ➤ Continue development of a simple model to illustrate C&S impacts relative to AB-32 EE goals ➤ Estimate impacts of code proposals for current and future code cycles ➤ Adjust plans for 2011 and 2015 code cycles to meet AB-32 goals 	
1-3. Improve code research and analysis.	a) Analyze approaches for whole buildings, non-covered end uses and measures that are not	<p>Building Codes Advocacy</p> <p>Consider for T-24 revisions:</p> <ul style="list-style-type: none"> ➤ Compressorless homes in coastal 	➤ CASE Proposals for cost-effective technologies not currently in the Stds.

**2009–2011 Energy Efficiency Programs
SoCalGas SW Codes & Standards
Program Implementation Plan**

Strategic Plan Codes and Standards Goal	Strategic Plan Strategy	IOU Action Strategy	Outputs
	currently credited by Title 24.	climates with minimum comfort standards > Credit or base case for overhangs (passive solar, cooling load avoidance, glare reduction and mounting location) > Minimum exhaust fan efficiency and minimum exhaust heat recovery > Credit for cisterns, greywater use etc. > Gas line stub out for dryer in laundry room/area	> List of potential CASE Proposals for future cycles.
	b) Conduct tests and evaluations of potential code change measures.	Building Codes and Appliance Standards Advocacy > Conduct equipment testing and evaluations for measures associated with existing or future code proposals > Build and track market share through voluntary programs targeting promising technologies > Expand market intelligence and track market share through collection/acquisition of more comprehensive market data > As necessary, develop test methods to support appliance standards or building standards	> Equipment performance data. > New test methods where appropriate.
	c) Increase research and analysis regarding how behavior affects use of buildings and code compliance.	Building Codes Advocacy > Conduct market research and analysis regarding how behavior affects use of buildings and code compliance; in particular, in support of specific code enhancement proposals > Support development of periodic surveys to establish changes	> Research results that inform CE activities, outreach, and new code proposals.
	d) Evaluate and develop appropriate approaches to include DR standards in C&S.	Building Codes and Appliance Standards Advocacy Continue research and development of code enhancement proposals to make building systems DR capable; for example successfully advocated DR capability in 2008 proceedings for: - retail lighting - sign lighting - ECMS systems with DDC to the zone > Incorporate demand response into 2009 T-20 and future appliance standards proposals, as appropriate > Adopt programmable communicating thermostats (PCTs) in 2011 if not already adopted > Help assure DR works as intended by developing acceptance tests for the above T-24 measures as well as PCTs	> 2011 and future code cycles continue to increase number of DR measures.
	e) Continue exploration and adoption of improved building energy simulation and compliance tools.	Building Codes Advocacy > Potentially support development of EnergyPlus or other advanced models as a building evaluation and compliance tool	Recommendations for improved energy simulation and compliance tools

**2009–2011 Energy Efficiency Programs
SoCalGas SW Codes & Standards
Program Implementation Plan**

Strategic Plan Codes and Standards Goal	Strategic Plan Strategy	IOU Action Strategy	Outputs
1-4. Improve coordination of State energy codes and standards with other state and Federal regulations.	a) Continue to develop appliance standards to influence the market prior to preemption by DOE.	Appliance Standards Advocacy <ul style="list-style-type: none"> ➤ Continue to develop appliance standards to influence the market prior to preemption by DOE; for example developing more than a dozen code proposals for 2009 T-20 appliance standards proceedings ➤ Continue engagement in federal appliance standards updating proceedings and related standards negotiations with industry ➤ Support and engage in development of negotiated appliance standards through US legislative approaches (e.g., EISA 2007) ➤ Continue aggressive support for new CA appliance standards in the current phase 2 and 2011 proceeding. 	➤ CA is national leader informing DOE proceedings
	b) Coordinate Title 24 goals with 1992 Energy Policy Act requirements for meeting/exceeding Federal code.	Building Codes Advocacy <ul style="list-style-type: none"> ➤ Develop code proposals in support of CASE studies that exceed ASHRAE standards adopted by DOE. 	Title 24 nonresidential standard that meets or exceeds the latest version of ASHRAE 90.1.
	c) Coordinate development and adoption of California Green Building Standards with Title 20/24 and ASHRAE Standard 189, CHPS.	Building Codes Advocacy & Reach Codes <ul style="list-style-type: none"> ➤ Coordinate with the Building Standards Commission and Housing and Community Development Agencies, in collaboration with the California Energy Commission, incentive program managers, and local government partnership leads (and others, as necessary) to develop a limited number of standard “reach codes” that satisfy the majority of green and sustainable community needs and/or serve as a useful goal for incentive programs. 	Proposals for energy codes and reach codes that are coordinated and complementary to each other.

**2009–2011 Energy Efficiency Programs
SoCalGas SW Codes & Standards
Program Implementation Plan**

Strategic Plan Codes and Standards Goal	Strategic Plan Strategy	IOU Action Strategy	Outputs
	<p>d) Develop and implement plan for enhanced coordination and integration of codes and standards with full spectrum of EE market transformation, including Emerging Technologies promotion, deployment, incentives, consumer education, etc.</p>	<p>Building Codes and Appliance Standards Advocacy</p> <ul style="list-style-type: none"> ➤ Support the transfer of PIER deliverables directly to code proceedings, when appropriate ➤ Develop CASE studies for alternative calculation methods to establish T-24 credit for Emerging Technologies ➤ Collaborate with Mass Market and Targeted Market program leads to integrate program incentives with future codes ➤ Conduct long-term planning relative to future code cycles to establish voluntary program support needs, including: cost effectiveness, technical feasibility, and market readiness. ➤ Include green building codes and local government ordinances as inputs to development of standard reach codes ➤ Continue developing linkages with voluntary programs aimed at supporting implementation of existing standards; for example, coordination around nonresidential acceptance requirements ➤ Identify specific measures for future code cycles and coordinate support from incentive programs ➤ Continue engagement in federal appliance standards updating proceedings and related standards negotiations with industry ➤ Support and engage in development of negotiated appliance standards through US legislative approaches (e.g., EISA 2007) 	
<p>1-5. Improve coordination of energy codes and standards with utility programs</p>	<p>a) Develop and implement plan for enhanced coordination and integration of codes and standards with full spectrum of EE market transformation, including Emerging Technologies promotion, deployment, incentives, consumer education, etc.</p>	<p>All Subprograms:</p> <ul style="list-style-type: none"> ➤ Support the transfer of PIER deliverables directly to code proceedings, when appropriate ➤ Develop CASE studies for alternative calculation methods to establish T-24 credit for Emerging Technologies ➤ Collaborate with Mass Market and Targeted Market program leads to integrate program incentives with future codes ➤ Conduct long-term planning relative to future code cycles to establish voluntary program support needs, including: cost effectiveness, technical feasibility, and market readiness ➤ Include green building codes and local government ordinances as inputs to development of standard reach codes ➤ Continue developing linkages with voluntary programs aimed at supporting implementation of existing codes and standards; for example, coordination around nonresidential acceptance requirements ➤ Identify specific measures for future 	<ul style="list-style-type: none"> ➤ Coordination plan, including objectives for each area of coordination

**2009–2011 Energy Efficiency Programs
SoCalGas SW Codes & Standards
Program Implementation Plan**

Strategic Plan Codes and Standards Goal	Strategic Plan Strategy	IOU Action Strategy	Outputs
		code cycles and coordinate support from incentive programs	
2-1. Improve code compliance and enforcement.	a) Conduct research to determine high-priority tactical solutions for code compliance and focus efforts accordingly.	<p>Compliance Enhancement: T24 Measure-Based & Holistic</p> <ul style="list-style-type: none"> ➤ Interview market actors in the building industry supply chain to determine how current performance compares to desired performance, the reasons for the gaps, and which performance improvement solutions the C&S Program may employ to improve energy code compliance ➤ Inventory existing Title 24 educational and support activities and identify best practices, gaps and opportunities to collaborate with industry experts ➤ Work with CALBO to conduct a survey of all building departments to determine special characteristics (availability of computers, inspector certification, 3d party plan checking or inspection etc.) , resources, and training needs and preferences. ➤ Initiate a Compliance Improvement Process Pilot with several local governments including a needs assessment, and investigate permitting, inspection and workflow processes in detail ➤ Review existing HVAC and online permitting processes and tools 	<ul style="list-style-type: none"> ➤ Documented inventory of existing industry offerings, gaps, needs, and resources to inform CE strategies. ➤ Special characteristics (availability of computers, inspector certification, 3d party plan checking or inspection etc.) information related to building departments' resources, learning preferences, and training needs.
	b) Increase training and support for local building code officials.	<p>Compliance Enhancement: Title 24 Holistic</p> <ul style="list-style-type: none"> ➤ Develop and provide role-based training for local building code officials (plan checkers and building inspectors) ➤ Provide tools to streamline building official duties, such as dynamic checklists and targeted, streamlined manuals ➤ Implement Compliance Improvement Process Pilot in collaboration with approximately 12 Government Partnerships ➤ Identify opportunities to develop and test tools for process improvement and conduct outreach to encourage adoption of successful tools by other jurisdictions ➤ Work closely with the CEC and other providers to leverage all efforts and avoid duplication ➤ Work with CALBO to best match tools with building department needs ➤ Conduct outreach to encourage widespread use of online HVAC permitting ➤ Provide education on reach codes and Green Building Standards ➤ Potentially develop or support distribution of software support to 	<ul style="list-style-type: none"> ➤ Robust Title 24 role-based training offerings. ➤ Documented typical building department processes, best practices, and specific barriers to improving compliance. ➤ Appropriate tools, in the right format for users, that increase enforcement efficiency, documentation tracking, and facilitate consistency across jurisdictions.

**2009–2011 Energy Efficiency Programs
SoCalGas SW Codes & Standards
Program Implementation Plan**

Strategic Plan Codes and Standards Goal	Strategic Plan Strategy	IOU Action Strategy	Outputs
		track permits, required documentation, scheduling inspections and documenting inspection results, including HERS requirements ➤ Provide support for compliance software consistency review, and track HERS requirements and approval by HERS provider	
	c) Investigate regulatory tools such as licensing/ registration enforcement.	Compliance Enhancement: T24 Holistic ➤ Work with CABEC to develop a more stringent certification process for T-24 consultants ➤ Work with CEC to research options, costs, and benefits of developing T-24 consultant certification requirements ➤ Work with CSLB to educate members on code requirements and benefits to customers, and to encourage enforcement for licensed contractors. ➤ Work with CALBO to incorporate role-based energy standards training in their Education Week ➤ Work with HERS Providers to ensure data registry process and infrastructure are optimized	➤ Title 24 consultants with greater standards expertise, leading to improved compliance documentation submittals. ➤ Title 24 consultant certification process. ➤ Standard energy efficiency training required for building department staff. ➤ Consistent, accurate, easy to use HERS data registry systems.
	d) Evaluate proposed changes to the code and compliance approaches to simplify and expedite compliance.	Compliance Enhancement: ➤ Streamline code and have three smaller codes: res, non-res & multi-family ➤ Evaluate where exceptions can be removed ➤ Pursue proactive registration of complying equipment and labeling requirements, perhaps through development of “CA Code Compliant” label for all appliances ➤ Separate short forms for retrofits-counter permit ➤ More mandatory less prescriptive requirements	➤ Role-based, abbreviated standards guidelines. ➤ HVAC equipment registration process
	e) Work with local governments to improve code compliance, adopt above code ordinances, and provide training/education.	Compliance Enhancement: T24 Holistic & Reach Codes ➤ Conduct Compliance Improvement Process Pilot to improve compliance (acknowledging local government limited resources) as discussed in 2.1 and 2.2. ➤ Provide education and training as discussed in 2.2 ➤ Work with Local Government Partnerships, CEC and other local government agencies to develop a small number of consistent, above-code ordinances for new construction and existing buildings ➤ Work with CEC to pre-approve codes for easy local government adoption, and encourage geographically contiguous local governments to adopt same reach codes ➤ Incorporate energy efficiency stretch goals into green building standards,	➤ Regional reach codes that inform CA Green Building Standards updates. ➤ Long-term: California Green Building Standard becomes the desired green building code for local governments. ➤ Higher T24 compliance rates. ➤ Increased enforcement consistency across jurisdictions. ➤ Increased awareness of energy efficiency and Title 24 standards for local government leadership.

**2009–2011 Energy Efficiency Programs
SoCalGas SW Codes & Standards
Program Implementation Plan**

Strategic Plan Codes and Standards Goal	Strategic Plan Strategy	IOU Action Strategy	Outputs
		and work with the CEC, BSC and other stakeholders to make California’s Green Building Standard the desired local code level ➤ Encourage mayors and/or city councils to provide resources to building departments for energy efficiency support ➤ Provide training on environmental and health benefit of energy code enforcement as a green, carbon reduction opportunity ➤ Provide “Circuit Rider” support (customized on-site training) upon request ➤ Interview cities on desired green building standard and features and work to insert common themes in California’s Green Building Standard, green building and reach forms, supporting documentation, software, tracking software and databases ➤ Investigate helping cities calculate cities’ carbon footprint and compliance index	

Please see Section 8 for details on how the C&S Program will work with other programs within the energy efficiency portfolio to help meet associated goals such as those defined for HVAC, local governments and workforce education and training.

f) Market Transformation Information

Table 4

	Internal Market Transformation Planning Estimates		
Market Sector and Segment	2009	2010	2011
Metric A			
Metric B			
Metric C			
Metric D			

As explained in Section 5.a), the utilities propose to provide these draft metrics when available.

**2009–2011 Energy Efficiency Programs
SoCalGas SW Codes & Standards
Program Implementation Plan**

g) Quantitative Program Objectives

Table 5

	Program Target by 2009	Program Target by end of 2010	Program Target by end of 2011
Appliance Standards (State)	Draft CASE studies for Phase 2 of current code cycle*: PG&E: 10 SCE: 2 SDG&E: 2 SoCalGas: 2	Draft CASE studies for 2011 code cycle*: PG&E: 2	Draft CASE studies for 2011 code cycle*: PG&E: 6 SCE: 4 SDG&E: 2 SoCalGas: 2
Appliance Standards (Federal)	Engage in all DOE rulemakings which have significant impacts on California		
Building Standards		Draft CASE studies for 2011 code cycle*: PG&E: 15 SCE: 20 SDG&E: 12 SoCalGas: 12	
EOA Measure-Specific T24 Activities**	<ul style="list-style-type: none"> ➤ Complete compliance enhancement scoping study to determine performance barriers and solutions ➤ Develop training and T24 guides for Energy Consultants and Certified Plans Examiners ➤ Develop training and T24 guides for architects and designers ➤ Develop training and T24 guides for HVAC contractors and installers ➤ Develop training and T24 guide for lighting contractors and installers ➤ Develop training for refrigerated warehouse industry ➤ Develop training and T24 guide for cool roof installers ➤ Develop training on acceptance testing for building contractors ➤ Deliver at least # courses to Energy Consultants and Certified Plans Examiners ➤ Deliver # courses to refrigerated warehouse 	<ul style="list-style-type: none"> ➤ Deliver at least # courses to Energy Consultants and Plans Examiners ➤ Deliver # residential lighting courses for architects and designers ➤ Deliver # residential lighting courses for contractors/installers ➤ Deliver # residential HVAC courses for architects and designers ➤ Deliver # residential HVAC courses for contractors/installers ➤ Deliver # commercial lighting courses for architects and designers ➤ Deliver # commercial lighting courses for contractors/installers ➤ Deliver # commercial HVAC courses for architects and designers ➤ Deliver # commercial HVAC courses for contractors/installers 	<ul style="list-style-type: none"> ➤ Deliver at least # courses to Energy Consultants and Plans Examiners ➤ Deliver # residential lighting courses for architects and designers ➤ Deliver # residential lighting courses for contractors/installers ➤ Deliver # residential HVAC courses for architects and designers ➤ Deliver # residential HVAC courses for contractors/installers ➤ Deliver # commercial lighting courses for architects and designers ➤ Deliver # commercial lighting courses for contractors/installers ➤ Deliver # commercial HVAC courses for architects and designers ➤ Deliver # commercial HVAC courses for contractors/installers

**2009–2011 Energy Efficiency Programs
SoCalGas SW Codes & Standards
Program Implementation Plan**

	Program Target by 2009	Program Target by end of 2010	Program Target by end of 2011
	industry	<ul style="list-style-type: none"> ➤ Deliver # courses to refrigerated warehouse industry ➤ Deliver # courses to cool roof installers ➤ Deliver acceptance testing training and provide project consulting support to building contractors (## projects) 	<ul style="list-style-type: none"> ➤ Deliver # courses to cool roof installers ➤ Deliver acceptance testing training and provide project consulting support to building contractors (## projects)
EOA Measure-Specific T20 Activities	<ul style="list-style-type: none"> ➤ Develop strategy based on compliance & enforcement recommendations in CEC T-20 report ➤ Coordinate with upstream and midstream incentive programs appliances about to have T-20 standards ➤ Develop outreach materials for 4 product groupings 	<ul style="list-style-type: none"> ➤ Follow-up letter to manufacturer and distributors of new T-20 requirements and compliance incentives beyond code. 4 product groupings ➤ Coordinate with upstream and midstream incentive programs appliances about to have T-20 standards ➤ Develop outreach materials for 4 product groupings 	<ul style="list-style-type: none"> ➤ Follow-up letter to manufacturer and distributors of new T-20 requirements and compliance incentives beyond code. 8 product groupings
CE Measure-Specific T24 Activities	<ul style="list-style-type: none"> ➤ Local government nonresidential window compliance baseline study ➤ Develop window compliance strategy 	<ul style="list-style-type: none"> ➤ Develop training materials and course on window compliance ➤ Deliver # window compliance training sessions ➤ Develop CASE study on window properties including lessons learned from compliance enforcement activities ➤ Develop course on proper insulation installation ➤ Deliver # courses to insulation installers ➤ Develop course on storage water heaters ➤ Deliver # courses to storage water heaters installers 	<ul style="list-style-type: none"> ➤ Deliver # window compliance training sessions ➤ Develop CASE study on window properties including lessons learned from compliance enforcement activities ➤ Deliver # courses to insulation installers ➤ Deliver # courses to storage water heaters installers
CE Holistic T24 Activities	<ul style="list-style-type: none"> ➤ Complete scoping study to determine performance 	<ul style="list-style-type: none"> ➤ Deliver # courses to Plan Checkers and 	<ul style="list-style-type: none"> ➤ Deliver # courses to Plan Checkers and

**2009–2011 Energy Efficiency Programs
SoCalGas SW Codes & Standards
Program Implementation Plan**

	Program Target by 2009	Program Target by end of 2010	Program Target by end of 2011
	barriers and solutions ➤ Develop T24 guides and training materials for Plan Checkers and Building Inspectors ➤ Deliver at least # courses to Plan Checkers and Building Inspectors ➤ Hire consultants to perform process pilot and develop pilot plan ➤ Develop # outreach campaigns for pilot participant jurisdictions	Building Inspectors ➤ Implement pilot process in 12 jurisdictions ➤ Implement # outreach campaigns in participating jurisdictions and increase awareness of standards ➤ Research permitting tools and implement tools in process pilot as appropriate	Building Inspectors ➤ Implement pilot process in 12 jurisdictions ➤ Implement # outreach campaigns in participating jurisdictions and increase awareness of standards
CE Measure-Specific T20 Activities	TBD	TBD	TBD
Reach Codes	➤ Complete interviews/surveys to determine majority reach code requirements ➤ Complete development of new construction package of reach codes ➤ Submit reach code packages to CEC and obtain pre-approval as required	➤ LGs adopt pre-approved new construction reach codes ➤ Provide support for implementation of reach codes ➤ Facilitate adoption of TOS reach codes	➤ Continuous improvement and documentation of best practices and lessons learned ➤ Prepare for new code cycle

* CASE studies are not completed until after adoption. The number of CASE studies is an estimate only. For several reasons,

the number of CASE studies may be revised during the course of program cycle. These reasons include:

- The number of proposed CASE studies may not match the number of adopted CASE studies due to lack of availability of products in the market, excessive industry opposition, measures are not yet ready for the 2011 code cycle, compliance models are not able to adequately model the energy savings, etc.
- During the development of a CASE study proposal, it may be determined that a measure is not a good candidate or is not ready for the codes and may be dropped or postponed to another code cycle.
- Many of the CASE studies listed in Table 6 may be co-funded by more than one IOU. The level of joint participation and co-funding will be determined as the CASE studies are more fully investigated.
- RFPs are still to be issued for many of the CASE study projects. Therefore the exact funding requirements are not yet known and the number of CASE studies that can be completed within the IOU budgets cannot be precisely determined.
- Certain groups of CASE study proposals to be combined. For example, some of the various daylighting CASE studies may be combined into a single CASE study.
- If time and resources permit, additional CASE study proposals may be added.

** Actual courses to be developed and number of courses to be delivered by the IOUs under the CE subprogram will be determined after the scoping study is complete.

7. List of Measures & CASE Studies

Following are tables of current and future IOU CASE study topics. For a number of reasons, these lists are not static. After further planning, IOUs may decide to swap leads, co-fund, or

**2009–2011 Energy Efficiency Programs
SoCalGas SW Codes & Standards
Program Implementation Plan**

make other changes, as appropriate. During the CASE study development process, it is sometimes found that there is insufficient market data or economic information to justify a standard. During rulemakings, industry representatives may inject sufficient uncertainty to derail a proposal. The CEC may indicate that they are more interested in some proposals and delay others. Sometimes new ideas occur that were overlooked during the planning process.

The CASE study projects develop feasibility and cost-effectiveness evaluation for a variety of code improvement opportunities. These CASE projects are not a purely technical exercise, advocacy is an important part of moving an idea into energy codes and this requires a significant amount of consensus building and negotiation.

Table 6 includes measures to be evaluated for the 2011 Title 24 Building Efficiency Standards. The IOU lead provides funding, is the project manager for the CASE report, is responsible for tracking project progress, and is involved with some of the policy questions that arise in the development and advocacy of the CASE measure. Co-funding typically indicates another IOU which is interested in the topic and will likely provide in-kind support as well as financial support of the CASE report but is not managing the consultant working on the CASE report. Research support often comes in the form of utility test labs, or field data collected by ET or other programs. The status indicates whether a contract has been let (“initiated”), research has commenced (“ongoing”), or in the case when this field is blank, the measure is in an RFP that has not yet been issued.

Building Codes and Appliance Standards

Measure	Description	Status
Nonresidential		
<i>Envelope</i>		
Glazing	The nonresidential SHGC requirements have last been updated in 1998, since that time new glazing products have been developed and the incremental costs of low-e coatings may have changed. The SHGC requirements need to be revisited to optimize energy savings from windows.	New
	Currently, window solar heat gains are based on normal incidence measurements. However, sunlight rarely is at normal incidence except early in the morning and late in the afternoon. A SHGC metric that accounts for the amount of heat gain over the entire day provides a better signal to designers. The 2008 overall envelope method makes use of a combination of SHGC and VLT ratings as a proxy for the time integrated solar heat gain for various window selections. A similar type of requirement is desirable for prescriptive glazing requirements. Daylighting requirements by windows are expanding - proposed SHGC requirements shall consider their impact with and without daylighting controls.	
Envelope /daylighting	Title 24 currently gives credit to overhangs for their ability to reduce solar heat gains. However overhangs can decrease glare from daylight on non-North exposures and when used as an exterior light shelf can expand the depth of usable daylight. The credit for overhangs shall be increased to account for the likelihood that blinds are not closed to reduce glare. At the very least the DOE-2 glare methodology can be used to estimate the benefit from overhangs however improved methods or metrics can be used.	Initiated

**2009–2011 Energy Efficiency Programs
SoCalGas SW Codes & Standards
Program Implementation Plan**

Measure	Description	Status
Sidelighting	Develop requirements for windows that result in minimum areas that must be daylit and minimum effective apertures of the daylit area or some other daylight metric. Also update the minimum area threshold and other photo control requirements. Add requirements that improve lighting quality or reduce glare. Develop ACM language that defines the application of these metrics in the Performance Method, and establish the standards for compliance tools to produce these metrics	Ongoing
Skylighting	New prescriptive requirements for skylights based on stakeholder interviews, cost-effectiveness analysis and on daylight metrics. New ACM modeling methods with new daylighting metrics baseline and including daylight controlled louvers under skylights	Ongoing
Skylighting requirement	Section 143c requires that 50% of the floor area be in the "skylit zone" for large open spaces. Revise the fraction of area that must be in the skylit zone based on compliance (forms and field) study that identifies what fraction of the floor area is in the skylit zone for various applications.	New
Skylighting exemptions	Section 143c requires that half of the floor area be in the "skylit zone" for large open spaces. An exemption is provided for spaces where the designed general lighting LPD is less than 0.5 W/sf. If this exemption were eliminated, the requirement would be easier to enforce. If this exemption was limited to lower LPDs, the savings from skylighting would increase. An evaluation of the cost-effectiveness and feasibility of spaces where the exemption applies shall inform a proposal to modify or remove this exemption.	New
HVAC		
Economizers - performance ratings	The PIER small commercial rooftop survey found that around 65% of economizers on small rooftops had failed. New economizers should have to meet specific performance standards for damper cycles, damper leakage, sensor calibration and functional performance.	New
Economizers - required on small RTU	Currently economizers are required on air conditions with capacities greater than 75,000 Btu/hr. Update the requirements to cover all sizes of equipment where the control is cost-effective. This control would require that economizers are combined with 2 stages of electronic thermostats so that on economizers can provide partial cooling by cycling. This measure would require an updated acceptance tests that requires a two-stage or electronic thermostat and verifies that the economizer can provide full economizing and partial economizing.	New
EER baseline	Review the rationale behind the assertion that EER 10 must be the basis of complying with revised Federal SEER 13 requirements for air conditioners. Measure review also includes review of pre-emption, review of ARI and CEC air conditioner efficiency databases and PG&E documents and surveys of EER values for small central air conditioners in the California market.	New
Evaporative cooling baseline	Identify the feasibility and cost-effectiveness of evaporative pre-cooling, or evaporative condensing for nonresidential buildings. Identify the barriers or opportunities for establishing evaporative cooling as the default prescriptive base case for new nonresidential buildings.	New
ARI fan rating higher SP	Identify the possibility of updating the air conditioners testing standard so that more realistic static pressures are used for rating air conditioners. Develop a proposed test procedure and take this procedure through the standards development process with ASHRAE and ARI	New
DR (PCTs) on all AC	Demand responsive controls are required for DDC to the zone air conditioning systems. Pursue code changes that require PCT's on single zone systems and also Demand responsive controls for VAV systems that do not have DDC to the zone.	New
Variable speed single zone	Identify the smallest size air conditioner where variable speed control is feasible for a single zone system.	New

**2009–2011 Energy Efficiency Programs
SoCalGas SW Codes & Standards
Program Implementation Plan**

Measure	Description	Status
Large AC	Identify the smallest size air conditioner where evaporative condensing is cost-effective when considering the total cost of ownership including first cost, operating cost and maintenance cost. Identify the feasibility market share and other barriers associated with this technology. Identify the water usage, water treatment and other issues associated with this technology.	New
Radiant cooling	Update ACM to model radiant cooling. Consider radiant cooling as the base case HVAC system for applications where energy consumption is reduced cost-effectively. Identify market and feasibility barriers to wider use of radiant cooling and heating. Develop prescriptive and performance requirements for radiant cooling and heating.	New
FDD	Require fault detection and diagnostics for large HVAC systems. Develop a standard for common fault message messages.	New
Occupancy sensing HVAC control	Investigate the feasibility and cost-effectiveness of occupant responsive HVAC. Occupancy sensors are required to control lighting in the following spaces: Offices 250 square feet or smaller; multipurpose rooms of less than 1000 square feet and classrooms and conference rooms of any size (Section 131(d) 4). Document the feasibility and cost-effectiveness of setting up thermostats or reducing to minimum VAV boxes when zones are unoccupied. Identify other spaces that should also be considered for occupancy control.	New
Ventilation	Identify the optimal outside air amounts that include health, productivity and energy impacts of amounts of outside air. Identify if the outside air amounts should be integrated over time and whether minimum outside air amounts could be lower following periods of 100% outside air due to air side economizer operation.	New
Ducts	The solar reflective index (SRI) of galvanized ducts is low due to the low emissivity of metal ducts. Document the feasibility and cost-effectiveness of requiring "cool" surfaces or coatings for exterior duct work.	New
Outside air	Acceptance tests for minimum outside air quantities include methods that are rife with error. Develop easy to use, reliable methods for measuring outside air quantities and propose changes to the outside air acceptance testing method (Standards Nonresidential Appendix NA 7.5.1).	New
Eliminate reheat	Traditional single duct VAV systems may have core zones that require cooling provided throughout the year, this cold air is then heated in the perimeter zones during the winter months. Evaluate the feasibility cost-effectiveness of alternatives to reheat VAV systems (dual duct, 4 pipe fan coil, dedicated ventilation with radiant etc.)	New
Standby losses	Air conditioners and furnaces have two standby losses. Air conditioners have crankcase heaters that protect the compressor by making sure than the oil temperature is warm enough before operating the refrigerant compressor. Significant savings can be obtained by having a control that heats the crankcase oil only when the oil is below a given temperature and only prior to operation of the refrigerant compressor (lock-out until oil is up to temperature.) Similarly furnaces have standing pilot lights that are only needed for just prior to igniting gas for heating. An electronic ignition ignites the pilot light only just before igniting the main flame for providing heating. Evaluation of the feasibility and cost-effectiveness of this measure first requires an evaluation of whether this measure is preempted by Federal appliance efficiency standards.	New
Pre-Cooling	Evaluate a code requirement based on a pre-cooling strategy which pre-cools a building at night, storing the cooling in the building thermal mass and reducing cooling loads during the peak periods. This should result in both on peak energy savings and demand.	New
HVAC zoning	Identify a maximum size of a thermal zone (covered by one thermostat or one zone sensor) in office occupancies. Evaluate the energy and cost impacts of this requirement.	New

**2009–2011 Energy Efficiency Programs
SoCalGas SW Codes & Standards
Program Implementation Plan**

Measure	Description	Status
Outdoor air pretreatment / Dedicated outdoor air systems	Identify applications where a dedicated outside air system is cost justified on a life cycle basis	New
Ductless systems	Evaluate the feasibility of requiring ductless systems based on lower duct losses, lower fan energy and smaller thermal zones (e.g. variable refrigerant flow systems)	New
Lighting		
Task/ambient	Revise indoor lighting power densities (LPD) W/sf based on best available information on acceptable levels of ambient (general) lighting used in conjunction with furniture mounted or plug connected task lighting. Such an evaluation will include evaluating recent research on task/ambient lighting systems and the recommendations of the appropriate IESNA technical committees.	Ongoing
Control devices for workplace luminaires	Simplified daylighting control – low cost daylight controls that make use of human factors (e.g. sentry switch located on daylight wall).	New
Tailored method (retail)	The primary use of the tailored lighting method is to support higher lighting power densities in retail environments where incandescent display lighting is extensively used or very high light levels are desired. Whole building and space by space method approaches allow approximately half as much lighting power. Though it has been simplified, the tailored lighting method is complex to use and harder to enforce than the whole building or space by space compliance methods. The Washington State energy code only allows a simple space by space method for lighting power allowances and retail lighting is limited to 1.5 W/sf general lighting allowance and a 1.5 W/sf display allowance. Evaluate whether the Washington State retail lighting requirements are appropriate for Title 24. Propose an improved compliance method for retail lighting and other occupancies that make use of the tailored lighting method. A fall back proposal may not allow tailored lighting for the performance approach.	New
Adaptation compensation	When outdoor light levels are high, occupants desire higher light levels indoors to compensate for the adaptation level of the eye when coming in from outdoors. Title 24 currently has requirements for skylighting in large spaces with high ceilings. The light from skylights is providing the compensation light levels on bright days. Thus the design installed lighting power density in skylit spaces can be reduced to that needed for nighttime use. Evaluate the feasibility, energy savings and cost-effectiveness of reducing lighting LPDs in large open spaces.	New
Photocontrols	The RightLight Consortium (www.rightlight.org) found that office occupants are more satisfied when they control light levels and that on average they choose light levels lower than common lighting standards. Providing unlimited amount of adjustment downwards and some allowance for adjusting set points upwards on photocontrol dimmed systems may save energy and increase reliability of the savings. Evaluate the energy savings, feasibility and cost-effectiveness of this concept. If the outcome is positive, propose a Title 24 code change measure that would be easy to enforce and result in greater energy savings.	New
Individual lighting control	A substantial amount of energy savings are possible if lighting is more closely controlled by occupants in open plan offices. One example of this is illustrated in http://www.aceee.org/conf/06et/ST5_Huizenga.pdf where wireless controls enable individual user control of lights. This measure overlaps with measures to lower ambient light levels the lower ambient light levels are the less need for individual control of overhead lighting. Evaluate this measure as an alternative to very low ambient light levels and the trade-offs and feasibility issues.	New

**2009–2011 Energy Efficiency Programs
SoCalGas SW Codes & Standards
Program Implementation Plan**

Measure	Description	Status
Retrofit Requirements	Evaluate the issues associated with lighting retrofits, (TI, gut remodels, replacing fixtures etc) and propose more stringent requirements for updating lighting system so that it complies with 2011 LPDs and fluorescent lighting complies with Fed appliance regulations. Also consider the trigger events for controls upgrades - this evaluation should consider the costs/benefits of wireless controls for these upgrades. Evaluate the cost-effectiveness and feasibility of all of these requirements.	New
DR controls	Develop and test and refine acceptance tests for DR (demand responsive) lighting controls. The 2008 Title 24 standards require DR controls for retail lighting in stores > 50,000 sf. These tests have to be generic enough to be compatible with all of the DR systems planned for California's IOU's and municipal utilities while at the same time being specific enough to verify that the DR control is configured to turn off the appropriate number of lights or dim lights to the appropriate level. The tests will be easy to understand and perform, easy to document, inexpensive to perform and cost-effective.	New
Occupancy Controls	One of the key objectives of retail lighting is to attract the shopper's attention in a way that is pleasurable. The method of attracting shopper's attention is the use of highlighting - lighting an object 10 times or more than its surroundings. By darkening the surround until the occupant draws closer - occupancy sensors can make a display stand-out while using less energy than previously possible. Humans are also hardwired to respond to change including changing illumination - thus changing light levels triggered by occupancy sensing can attract attention based on temporal changes in light level and not just the spatial; changes in the traditional highlighting of objects. This evaluation will work with retailers and their designers to investigate the opportunities to use occupancy sensing in retail environments, evaluate the energy savings, feasibility and cost-effectiveness. The desired outcome is a calculated power adjustment factor for occupancy sensing controls and a reduced default retail lighting power density. Current work includes the use of occupancy sensing control of refrigerated display lighting in Wal-mart supermarkets.	New
Hotel Guest Room Control	To reduce hotel/motel lighting and HVAC energy use, several products are coming to market that minimize usage during unoccupied periods through the use of the key card. Key card systems have become universal in the hospitality industry due to the benefits of increased room security through reprogrammable key cards. Energy management features that control room HVAC, lighting operation and plug loads represent the next logical step in key card evolution.	Ongoing
Bi Level Lighting Controls	Lights in warehouse stack areas are typically on during normal working hours. Since a majority of these spaces are unoccupied during normal working hours, these areas would benefit from lower light levels. Automated bi-level lighting controls will save energy and based on occupancy would also reduce demand.	Ongoing
Bi Level Lighting Controls	Hallways in Hotels/Motels are typically lit twenty four hours a day. Automated bi-level lighting controls shall reduce lighting power during unoccupied periods in the hallways. Automated bi-level lighting controls will save energy and based on occupancy would also reduce demand.	Ongoing
Dimming Ballasts	Determine whether dimming ballasts should be required for all nonresidential light systems. Study to also look at potential energy savings, cost-effectiveness, compliance issues, control interfaces, and exceptions.	Ongoing
Lighting energy density	Revise Title 24 lighting standards from W/sf to kWh/sf (not a good idea for enforcement)	Ongoing
Outdoor Lighting		
Security lighting	After the terrorist attacks in 2001, the IESNA hurried to print IESNA G1-2003, "Guideline on Security Lighting for People, Property, and Public Spaces" these guidelines called for light levels that were 3 times higher than normal outdoor lighting levels. Where these higher levels of lighting were required was poorly defined. As a result, the 2005 and 2008 outdoor lighting requirements have higher W/sf for retail parking lots. The appropriate light levels and allowable wattage densities need to be revisited and a revised energy standard proposed.	New

**2009–2011 Energy Efficiency Programs
SoCalGas SW Codes & Standards
Program Implementation Plan**

Measure	Description	Status
Outdoor lighting	The model lighting ordinance (MLO) was jointly developed by the Illuminating Engineering Society and the International Dark Sky Association. The MLO may result in lower allowable outdoor lighting wattages than the 2008 Title 24 standard. If this is the case, it would be desirable to update T-24 with the MLO values. An evaluation of the feasibility, protection of public safety and cost-effectiveness of this coordination between the MLO and Title 24 is needed to provide the technical background for this potential code change.	New
LED Induction light sources	An SCE ET study identified that one can light car sales lots with half as much power and 2/3's the peak light levels with induction lighting as compared to Metal halide lighting. In addition it is easier to control the light output of induction lighting than HID sources. To bring this measure into the Title 24 code requires acceptance by the lighting community that lower light levels provide equal satisfaction. <i>Induction Lighting Demonstration and Survey for Car Dealerships Exterior Display Lighting</i> http://www.rlw.com/pubs/Induction_Lighting_Report_v7_12-08-06.pdf	New
Bi-level motion sensor controls	Most of the hours of the year, parking lot lighting is providing full light output while there is no activity close by. Controlling parking lot lighting with motion sensors by dimming lights to half or 1/3 light levels when there is no motion and returning the lighting to full light output can cut lighting consumption substantially.	New
Street lighting	Develop street lighting standards that can be used by local governments and utilities to provide appropriate lighting conditions while minimizing energy consumption.	New
Outdoor lighting recommendations	Based on a symposium to be held with key stakeholders	Ongoing
Sign Lighting		
High frequency ballasts	Identify the availability of high temperature high frequency ballasts for use in illuminated signs. Update technology requirements and sign W/sf based on availability of high frequency ballasts for neon, fluorescent, and cold cathode light sources.	New
Performance standard	The current Title 24 sign wattage requirements are either a W/sf of sign or specific light source efficacy requirements. Both the wattage density and the technology requirements should be updated to reflect best economically available sign illumination technology.	New
Refrigeration Plant - Supermarkets, for example		
Floating head controls	Floating head controls allow compressor head pressure to float in response to ambient temperatures. This requires a more sophisticated control of condenser fan speed or fan cycling. Savings are determined by how low condensing pressure can go which is determined by compressor design and oil management systems. Thus this measure would consider the costs and savings associated with design of equipment to handle low condensing temperatures and condenser fan speed control.	New
Condenser efficiency	Minimizing refrigerant head helps reduce refrigeration energy consumption. Increasing the heat transfer capacity of condensers is one way to reduce refrigerant head. This measure would consider setting a design temperature differential between design ambient air temperature and condensing pressure. In Section 126 of the 2008 Title 24 standards, condensers serving refrigerated warehouses have temperature differential (condenser sizing) requirements.	New
Condenser fan	Identify the minimum systems size where speed controls make sense from a feasibility and cost effectiveness basis. Identify the appropriate control strategy for controlling speed. Identify minimum motor efficiency or technology (i.e. ECM) for various motor sizes.	New
Compressor efficiency	Currently refrigerant compressors do not have a test method or rating protocol. Thus currently there is not a rating to easily compare the relative efficiency of refrigerant compressors. This requires a test standard and then a rating and labeling requirement.	New

**2009–2011 Energy Efficiency Programs
SoCalGas SW Codes & Standards
Program Implementation Plan**

Measure	Description	Status
Part load system efficiency	Controls that match refrigerant flow to load vary from compressor cycling, unloading controls to variable speed compressors. Most refrigeration systems operate at part load most of the time. Thus part load efficiency is an important determinant of refrigerant energy consumption.	New
GHG Performance Standard for Supermarkets	Provide technical support to CEC and CARB to develop a performance standard within Title 24 for specific building types with large refrigeration systems that will consider both energy efficiency and the potential for refrigerant leakage using the same GHG emission metric. Technical work to be completed includes (1) establishing baselines for the energy and refrigerant use of refrigeration systems, as well as the other energy systems in Supermarkets; (2) evaluating and if necessary improving simulation models for refrigeration systems; (3) determining the most appropriate set of metrics to include in the performance standard; (4) developing specific technology recommendations to comply with the proposed standard.	Ongoing
Acceptance tests	Develop acceptance tests that identify when equipment controls are not working according to the intent of the T-24 standards. This would include floating head controls, condenser VSD controls, compressor staging or other part load controls etc. Also consider acceptance tests for VSD evaporator fans which would likely be required by Title 20. These acceptance tests will be quick to perform and provide a reliable indication of whether controls are working correctly.	Ongoing
Refrigerated warehouses		
Acceptance tests	Develop acceptance tests that identify when equipment controls are not working according to the intent of the T-24 standards. This would include floating head controls, condenser VSD controls, part load controls, and evaporator fan VSD controls. Identify the feasibility, cost-effectiveness, need for new tools or skills and the time needed to conduct the tests. Identify if systems require any design changes for quickly administering the tests.	New
Part load control	Develop a proposal which would require part load efficiency comparable to VSD control. Identify the minimum compressor hp this proposal could apply cost-effectively. Identify different methods of part load control and the relative benefits of various control strategies.	New
Evaporator fan efficiency	Research the feasibility and cost-effectiveness of an evaporator fan efficiency standard.	New
Condenser fan efficiency	The 2008 Title 24 refrigerated warehouse standard has a requirement based on temperature differential between design ambient temperature and design condensing temperature. However, this can be accomplished by blowing a lot of air through the condenser. This requirement would control the other half of condenser efficiency by simultaneously placing a limitation on W/Btu rating of the condenser. This would encourage an balance between condenser size, motor efficiency and fan efficiency.	New
Refrigerated truck cooling	Overhangs can reduce the cooling loads of trucks while they are being loaded or unloaded at a truck dock. Receptacles for truck air conditioning would allow trucks to turn off the generators for on-board refrigeration. This has a global and local environmental benefit.	New
Process loads		
Computer rooms	Consider a range of efficiency measures associated with server rooms: higher EER cooling sources, wider range of relative humidity allowed, networked cooling controls so systems are not fighting each other etc. Evaluate the feasibility of incorporating the standards developed by ASHRAE TC 9.9 for ASHRAE 90.1	New
Fume hoods	Fume hoods with sashes that maintain laminar flow and have VSD on main fan that is maintaining a constant duct pressure. Also consider option of sashes that close based on occupancy sensing in front of fume hood.	New
Kitchen exhausts	Kitchen exhausts that are able to reduce speed based on temperature or other best practice metric.	New

**2009–2011 Energy Efficiency Programs
SoCalGas SW Codes & Standards
Program Implementation Plan**

Measure	Description	Status
Kitchen exhausts	Filtration can be clogged quickly on kitchen hoods and reduce system efficiency. Consider benefit of pressure sensing across filters and having this displayed near point of use.	New
Boiler- O2 trim control	Similar to the Oxygen Sensors in cars that optimize the air/fuel ratio, Oxygen trim controllers in gas boilers optimize the combustion efficiency of the boiler. This study would identify the boiler size at which O2 trim control is cost-effective. The hours of operation for this analysis should be considering the hours for a large DHW boiler, space heating boiler and industrial process boiler.	New
Cooling towers	Currently Title 24 Section 112 has a minimum gpm per hp requirement for heat rejection equipment (cooling towers, evaporative condensers and air cooled stand alone condensers. For industrial applications the requirements can be more stringent as the operating hours are longer. Identify a more stringent requirement for industrial loads that is cost-effective and feasible.	New
Compressed air staging control	Screw compressors operate at a significant fraction of full load power when they are unloaded. This proposal would identify appropriate system sizing and staging guidelines so that compressed air systems are operating efficiently during part load conditions. These design guidelines would be codified into simple requirements for compressed air systems.	New
Escalator Occupancy Controls	Escalators installed in the U.S. use a considerable amount of energy due to continuous operation and the large motors used to drive the escalators. Escalator controls save energy due to reduced operating hours of the escalator and based on occupancy patterns would also reduce demand. Occupancy controls that reduce the speed or shut down escalators when no one is nearby.	Ongoing
Plug loads	In office and retail bldgs.	New
<i>Nonres and High-rise Res DHW</i>		
Solar pool heating	Solar pool heating can displace gas or electric heating cost-effectively. Unglazed solar water heating panels are inexpensive and can make use of the pool filtration pumping system to move the water through the panels. However many pools are not heated and others are heated for a small time of the year. Thus it is likely that there are climatic and applications and pool sizes that solar pool heating is very cost-effective and feasible. Identify under which conditions solar pool heating is cost-effective and applicable.	New
Solar DHW heating	The unit cost of electricity is approximately 4 times higher than the cost of natural gas. Solar water heaters are cost-effective when they are displacing electric water heating for domestic hot water and for electrically heated spas. Identify the conditions that these systems are cost-effective. Identify which components are needed to assure that the solar system will have adequate longevity.	New
Water heating boilers - forced draft or flue damper	Almost half of the losses in natural draft water heating boilers are due to standing losses. Much of this loss is due to air flowing through the combustion and heat exchanger passages in the water heater when it is not firing. Flue dampers can be interlocked with the gas valve so that the damper closes and inhibits air flow through the heat transfer surfaces when the burner has cycled off. Compare the life cycle energy savings of this measure to the added first costs of adding the flue damper. Consider the cost of systems where the flue damper is incorporated into the boiler.	New
Recirc pump	Many multi-family buildings have central DHW systems. A significant fraction of the energy consumption by these systems is serving heat losses from the recirculation loop between the water heater and the piping for the dwelling units. Pump controls can minimize these heat losses. Identify the system sizes and types where these controls are cost-effective. Develop a performance model for these controls so the controls can be simulated in the ACM.	Ongoing
Single Lever Water Faucets	Determine cost effective energy savings code improvement opportunities to prevent crossover flow in recirculation systems could be in multifamily homes with central distribution system or in residences with demand control or recirculating systems single lever water faucets for domestic applications.	Initiated

**2009–2011 Energy Efficiency Programs
SoCalGas SW Codes & Standards
Program Implementation Plan**

Measure	Description	Status
Individual water heaters	Sealed combustion water heaters typically are forced draft and many may be condensing and higher efficiency. Sealed combustion water heaters have the added value that there is virtually no opportunity for back drafting combustion products into the occupied space. Thus this measure would have the dual benefit of higher efficiency and in some cases improved indoor air quality. Also conditioned space air is not used for combustion so this places less of an infiltration load on the dwelling unit.	New
Smaller pipe diameter	With smaller diameter pipes, less water is expelled before hot water is received at plumbing fixtures. When water is warm that is sitting in the pipe this results in energy savings and in all cases this reduces wastage of water. Even for cold water this saves water as sometimes people clear the lines waiting for cold water to emerge from the faucet for drinking. Since 1990 EPACT, a number of plumbing fixtures have reduced water consumption. Updating the Uniform Plumbing Code is long overdue and can save energy and water. This would require working with the appropriate IAPMO committee and providing technical support that reducing pipe diameters would not cause excessive pressure drop while providing important benefits.	New
Storage water heaters - forced draft or flue damper	Almost half of the losses in natural draft storage tank water heaters are due to standing losses. Much of this loss is due to air flowing through the combustion and heat exchanger passages in the water heater when it is not firing. Flue dampers can be interlocked with the gas valve so that the damper closes and inhibits air flow through the heat transfer surfaces when the burner has cycled off. Evaluate whether this measure is preempted by Federal water heater regulations or if this can be considered as an efficiency add-on that is not preempted. Compare the life cycle energy savings of this measure to the added first costs of adding the flue damper. Consider the cost of systems where the flue damper is incorporated into the water heater.	New
Power and Electrical Distribution		
Plug in hybrid bays	Plug-in hybrids may be a big part of our energy future. Plug in hybrids could be providing significant improvements to air quality, the efficiency of car transportation and may provide a large battery to draw power during times of system peak. Evaluate the costs and the lost opportunity presented by pre-installing conduit to all garage parking spaces. This analysis would consider the likely probability of plug in hybrid market share. This evaluation needs to account for the societal cost of local gasoline combustion versus remote electricity generation, and the trade-off between the value of local emissions and depleting battery storage during peak periods.	New
Power quality and power factor	Reducing harmonics and increasing power factor reduces losses in the electrical system. This measure would consider the feasibility and cost-effectiveness of requiring that all permanently installed devices in buildings have high power factor, low harmonics and low RFI. Exceptions would have to be crafted for broad categories of equipment (small size?) that are not cost-effective to require better electrical power quality performance.	New
Standby power	Residential homes having a time clock control that can turn off all non-essential, non-lighting plug circuits could eliminate stand-by load losses for a significant number of hours. This control would be easily user adjustable and have at least 4 periods per day 7 days per week.	New
Residential		
Envelope		
Window SHGC	Prescriptively require lower SHGC windows in residential occupancies that account for double low e materials. The requirement shall be crafted to assure the lower SHGC requirement has a net benefit TDV savings (i.e. lower SHGC may not be desirable in coastal climate zones). Identify aesthetic, comfort, feasibility, cost-effectiveness of such a proposal.	New

**2009–2011 Energy Efficiency Programs
SoCalGas SW Codes & Standards
Program Implementation Plan**

Measure	Description	Status
Window area based on WWR	Adding windows increases first cost and increases HVAC loads. However windows are a desired amenity. This amenity is to provide a certain level of transparency to the outside and for natural ventilation. The current standard defines the allowable window area in terms of sf of window per sf of conditioned space. The changed requirement would limit window area to an overall window to wall ratio (WWR) similar to the nonresidential standard. As homes become larger, this standard would not increase prescriptively allowable window area, Net energy savings would be dependent on what WWR was selected. An evaluation of current trends and current prescriptively complying homes would be required to make the argument for a given WWR along with a modeling exercise that identifies the energy impacts of different WWRs.	New
Base case Overhangs	Well-designed overhangs allow solar gains to help heat homes in winter and exclude solar gains in summer. This proposal would evaluate the feasibility and cost-effectiveness of permanent overhangs over south facing windows and how this could be incorporated into the prescriptive and performance approaches to code compliance. This requirement is a step towards requiring that homes are designed with solar orientation in mind and fewer home designs that are orientation independent will be able to comply.	New
Wall U-factor based on 6" studs	As compared to walls constructed out of 4 inch studs, walls constructed out of 6 inch studs have a greater cavity depth for insulation, and lower framing factors which also decrease U-factor. Compare the cost of constructing homes with 6 inch studs versus 4 inch accounting for impacts on details, foundation thickness etc. Identify the lowest life cycle cost house with 6 inch studs versus one with 4 inch studs. Evaluate the feasibility and cost-effectiveness of prescriptively requiring 6 inch studs for wood frame construction. Make sense for Semptra to lead as they are already addressing other advanced wall sections AWF, SIP etc.	New
Ceiling insulation	Heels on Trusses (75% of Attic Insulation Height at Outside Edge of Exterior Wall) EEBA Builders Guides by Joe Lstiburek (www.buildingscience.com) Oregon Residential Energy Code, Advanced Framing for Walls and Ceilings, (http://oregon.gov/ENERGY/CONS/Codes/docs/res10.pdf) states that compressed ceiling insulation area on non-raised-heel truss can account for 25% of ceiling area.	New
Infiltration	Require that fireplaces are rated and sealed. Infiltration testing of envelope with fireplace in normal model (no temporary sealing of fireplace).	New
Compressor-less home based on comfort model	The California coastal regions are quite mild and with good envelope design do not need central air conditioning. This proposal develops a set of prescriptive measures and a performance approach to obviate the need for air-conditioning. Without the cost of air conditioning, duct work etc, this cost can be plowed back into making the building envelope and small space heating system very efficient. Key to this proposal is that the designed space is comfortable for most hours so that air conditioning is not retrofitted later on. Thus a method has to be developed so that complying buildings are predictably comfortable.	New
Quality installation	Consider options to require testing of insulation installation, duct sealing, blower door testing & the incorporation of the thermal bypass checklist.	New
Greenfield developments - base case with west neighbor shading	This measure attempts to provide energy compliance incentives for designing greenfield developments orient streets with solar orientation in mind. If streets are primarily oriented East-West, then the homes will have more solar access and be able to shade each other from the sun when it is setting to the west on hot summer days when the TDV value of energy is high. Though the cost per individual building is low, this constraint can have a significant impact on development design and how many homes can be arranged on a given parcel. This constraint is less of a problem as the parcel size increases. Understanding the repercussions of this type of requirement requires close communication with the land development industry and understanding of their financial concerns.	New

**2009–2011 Energy Efficiency Programs
SoCalGas SW Codes & Standards
Program Implementation Plan**

Measure	Description	Status
Advanced Building Envelopes	Update prescriptive residential assembly u-factors based upon the cost-effectiveness of: Advanced wood framing, structural insulated panels, insulated concrete forms. AWF, SIP, ICF	Ongoing
CALRES updates	Funding update to CARES based on roof model algorithms and applied to whole home	New
Home size energy budgets	Limit energy budgets to meet the prescriptive requirements of a 2500 sf house (for example).	New
HVAC		
Ducts	The requirements for duct sealing were motivated by the significant energy impact duct leakage. Duct sealing is required for all ducts in unconditioned spaces and the most common envelope packages also require verification by a HERS rater. This has reduced leakage at the joints in duct systems. However it is not clear whether the ducts themselves will maintain their integrity. Some anecdotes indicate that flex ducts may be frequently damaged by rodents. Also some states do not allow flex ducts. The installed cost of flex ducts is significantly cheaper and has less joints than metal ducts. This measure requires a study of duct failure rate and an analysis of whether requiring metal ducts would save energy over the long term and if so would this requirement be cost-effective.	New
Duct sealing	Should duct sealing verification by a HERS rater be a mandatory requirement? This measure must identify the average leakage rate of ducts that may be tested but have not had a HERS verification of duct sealing and compare this to the average leakage rate of HERS verified sealed ducts. Does the difference in cost justify require HERS verification in all circumstances? The HERS rating could be prescriptively required in all cases, or could be a mandatory requirement. Alternatively the credit for HERS rating could be increased (or increased energy consumption modeled for no verified sealing). The fall back is to require that duct test values are written down and certified by the installer (self-certification similar to acceptance tests) My suggestion was that duct sealing and testing was mandatory for installer and HERS was a credit.	New
Multi-zone res systems	As houses get larger, there has been a growing trend to use multi-zone central air conditioners. These air conditioners can save energy as less of the home is being cooled. However, the air flow rate through the air conditioners is slowed down and pressure drop through the control dampers is high. Thus, though the loads are reduced, the effective efficiency is reduced. Identifying ways to both reduce loads and maintain a high efficiency could yield significant savings.	New
Ventilation	In response to the PIER research finding high levels of formaldehyde in residential homes http://www.iee-sf.com/pdf/SummerFieldResults.pdf The CEC have required mechanical ventilation. However for mechanical systems that recirculate the air, the maximum power is 0.58 W/cfm of supply air - with 10% outside air this could be as high as 5 W/cfm of OA. Propose a more efficient method of bringing in outside air, including reducing fan speed for recirculation systems.	New
Ventilation	This requirement would make sure that there is sufficient outside air during the times of year when windows are closed and would provide distribution of filtered outside air to all diffusers in the home. There may be added cleaning and air quality benefit from outside air brought in through the HVAC system as compared to the current minimally compliant method of operating an exhaust fan that depressurizes the home. With an automatically controlled outside air damper, economizing can be accomplished and displace compressor cooling on cool summer nights with filtered and distributed outside air.	New
DR controls	Develop a code requirement and acceptance tests for Programmable Communicating Thermostats (PCTs) that reset temperatures upon receiving a demand response signal from the local utility. Such a test would assure the PCT is receiving a demand response signal and that it is responding appropriately when receiving a test signal.	New

**2009–2011 Energy Efficiency Programs
SoCalGas SW Codes & Standards
Program Implementation Plan**

Measure	Description	Status
Standby losses	Reduce standing losses in residential HVAC units. These requirements would include requiring an electronic ignition for furnaces and require a control that minimizes the use of the crank case heater. Such a control would limit the crankcase heater to times when the crankcase is cold and when the compressor is about to operate.	New
Ventilation Cooling	Improve CALRES to better assess and give credit for ventilation cooling	New
Pre Cooling	Evaluate pre cooling strategies	New
Lighting		
High efficacy lighting	Currently the high efficacy lighting requirement in dwelling units allows one to be exempt for this requirement if occupancy sensors or dimming controls are used. With advances in LED and ceramic metal halide lighting there are few lighting applications that cannot be accomplished a high efficacy source. This proposal would consider a maximum wattage in a home that is not high efficacy regardless of the type of controls installed. A high efficacy luminaire contains a hardwired ballast or driver or has a GU 24 socket.	New
High efficacy lighting	Update Table 146-C "HIGH EFFICACY LUMINAIRE REQUIREMENTS" so that best economically available lighting technology satisfies the luminous efficacy thresholds. This has to be carefully evaluated to allow a range of technologies while eliminating the lowest performers in each class of high efficacy light sources.	New
Controls	Propose a maximum wattage per light switch. In some cases having all lights on one switch in a room results in more lights being turned on than would be if more light switches were available. Identify a cost-effective wattage limit.	New
Water Heating		
Solar pool heating	Solar pool heating can displace gas or electric heating cost-effectively. Unglazed solar water heating panels are inexpensive and can make use of the pool filtration pumping system to move the water through the panels. However many pools are not heated and others are heated for a small time of the year. Thus it is likely that there are climatic and applications and pool sizes that solar pool heating is very cost-effective and feasible. Identify under which conditions solar pool heating is cost-effective and applicable.	New
Solar water heating	Electric water heater costs approximately 3 times more than gas water heating. Thus the cost-effectiveness of solar water heating is more attractive when it is displacing electrically heated water as compared to gas heated water. Develop a solar water heating requirement for electrically heated water.	New
Water heaters	Almost half of the losses in natural draft storage tank water heaters are due to standing losses. Much of this loss is due to air flowing through the combustion and heat exchanger passages in the water heater when it is not firing. Flue dampers can be interlocked with the gas valve so that the damper closes and inhibits air flow through the heat transfer surfaces when the burner has cycled off. Evaluate whether this measure is preempted by Federal water heater regulations or if this can be considered as an efficiency add-on that is not preempted. Compare the life cycle energy savings of this measure to the added first costs of adding the flue damper. Consider the cost of systems where the flue damper is incorporated into the water heater.	New
Pipe diameter based on new flow rates	With smaller diameter pipes, less water is expelled before hot water is received at plumbing fixtures. When water is warm that is sitting in the pipe, this results in energy savings and in all cases this reduces wastage of water. Even for cold water this saves water as sometimes people clear the lines waiting for cold water to emerge from the faucet for drinking. Since 1990 EPACT, a number of plumbing fixtures have reduced water consumption. Updating the Uniform Plumbing Code is long overdue and can save energy and water. This would require working with the appropriate IAPMO committee and providing technical support that reducing pipe diameters would not cause excessive pressure drop while providing important benefits.	New

**2009–2011 Energy Efficiency Programs
SoCalGas SW Codes & Standards
Program Implementation Plan**

Measure	Description	Status
Showerheads	Determine cost effective energy savings code improvement opportunities for preventing showers in residences with multiple heads.	Ongoing
HW distribution	Improve res water heating distribution system design	Ongoing
Appliance Loads		
Gas connection for dryer	26% statewide have electric dryers in homes with gas space heating. The UEC for gas dryers is 746 kWh/yr whereas the gas consumption for gas dryers is 31 therms per year. The source energy for electric drying is approximately 1-1/2 times as great and also cost to the consumer is higher than gas. Requiring a gas stub to the laundry room or laundry area in the garage removes a significant barrier to purchasing a gas dryer throughout the life of the home.	New
Pressure drop in dryer exhaust	The manufacturers of dryers recommend the use of hard (rigid) piping to exhaust moist air from dyers. Hard pipe does not kink or get crushed, is less likely to become clogged with lint and will likely have less pressure drop than the flexible accordion type piping. With less obstruction and less pressure drop, higher air flows are likely. With higher air flows, laundry will dry faster and this require less heating of air.	New
Expand coverage to plug loads	Will be necessary to bring down plug loads approx. 30% to attain zero net energy homes.	New
Water Efficiency		
Landscaping	Requiring that new homes have irrigation systems with moisture sensors reduces water waste associated with watering when the ground is still wet such as after a rainstorm. Evaluate the effectiveness of the technology and the actual savings from this technology. Compare the equipment costs to the water cost savings. Such an analysis will recognize that the cost of water varies by regions of the state (water is more expensive in Southern California.)	New
Water recirculation	Sinks or showers that are located far from the water heater can benefit from recirculation loops that provide hot water to the fixture without having to throw away the warm water in pipes to the drain. This measure saves both energy and water. Evaluate how well this technology works and how reliably it saves water and energy. Evaluate the cost-effectiveness of this measure.	New
Water monitoring	Requirement that all new homes must be metered.	New
Water capture & storage	Evaluate the feasibility and cost-effectiveness of a cistern system that collects rainwater that drains off the roof of a home. This cistern stores the water for use in landscape irrigation or for flushing of toilets.	New
Cooling tower water re-use	Evaluate the evaporative cooling water re-use of irrigation of flushing toilets and the impact this has on water treatment. Is such re-use cost-effective and feasible.	New
Alternative energy infrastructure		
Solar ready	Consider the costs and benefits of south facing roofs. The purpose of a south facing roof requirement would be to support the addition of solar water heating or PV systems now and in the future. Compare the costs of mounting solar systems on east or west facing roofs (counter-racked) discounted over time and with extra strength accounting for wind loads as compared to the financial benefit of the added flexibility to face the roof in any direction.	New

**2009–2011 Energy Efficiency Programs
SoCalGas SW Codes & Standards
Program Implementation Plan**

Measure	Description	Status
Plug-in hybrids	Plug-in hybrids may be a big part of our energy future. Plug in hybrids could be providing significant improvements to air quality, the efficiency of car transportation and may provide a large battery to draw power during times of system peak. Evaluate the costs and the lost opportunity presented by pre-installing conduit to all garage parking spaces. This analysis would consider the likely probability of plug in hybrid market share. This evaluation needs to account for the societal cost of local gasoline combustion versus remote electricity generation, and the trade-off between the value of local emissions and depleting battery storage during peak periods.	New
Reach Standards		
Green building codes	Developing improved above code energy requirements that may be used as a model ordinance	New
Advanced performance rating methods	Appendix G –type method of modeling advanced standards (link with rules processor work)	New
Compliance process		
Compliance process	Propose single measure forms for retrofits that might receive a counter permit. Such forms would be shorter and focus on prescriptive compliance to alteration measures.	New
Streamlined code	Consider a proposal to split Title 24 into three shorter codes for residential, nonresidential and multi-family occupancies. Identify opportunities to streamline the code and simplify compliance.	New
Commissioning	Propose acceptance tests from experience with retro commissioning or commissioning programs that have identified common failure modes that can be identified with a short directed acceptance test.	New
Operations	Research and propose a method to assure that new building owners receive a permanent copy of the information needed to maintain and operate building equipment efficiently. Also that the building owner receives copies of the acceptance tests and are made aware that these acceptance tests are the promise by the testing agent that the equipment works correctly on the day of the test.	New
Acceptance Tests	Evaluate existing acceptance tests and make recommendations for improvement - CA Commissioning Collaborative	Ongoing
Climate zones	Remapping San Diego climate zones, the location of the boundary between climate zones is not correctly located in terms of the climate distinction between the mild zones and extreme hot or cold zones. This proposal looks at evaluating moving the existing climate zone boundaries to provide a better representation of the climate distinctions for example between the milder climate zone 7 and hotter inland climate zone 10.	Ongoing

Title 20 Appliance Standards. Ongoing advocacy efforts will extend into the 2009 – 2011 program cycle.

Measure	Description	Status
Lighting		
Linear fluorescent fixtures	This standard proposal is currently on hold pending a decision on which test method and efficiency metric are most appropriate. Both Ballast Efficiency Factor (BEF) and Luminaire Efficacy Rating (LER) have been proposed.	Ongoing

**2009–2011 Energy Efficiency Programs
SoCalGas SW Codes & Standards
Program Implementation Plan**

Measure	Description	Status
Decorative string lights	This standard proposal refers to string lights commonly used for Christmas decoration. Set a two-tier standard for the maximum power use per lamp, starting at 0.25 W and reducing to 0.1 W.	Ongoing
Night lights	Set a standard for maximum annual energy usage and maximum standby power.	Ongoing
Ill. street number signs	Set an efficacy standard that will require LEDs and photocontrols.	Ongoing
Plug-in luminous signs	Set a standard establishing maximum power per square foot of illuminated area, and additional control requirements.	Ongoing
Signage power supplies	Set minimum standards for efficiency depending on signage type (neon, LED, etc).	Ongoing
HVAC		
n/a	n/a	
Game consoles	Set standard to require an auto power down feature and establish a maximum allowable standby power level.	Ongoing
Computer/video displays	Set maximum On Mode and Sleep Mode power consumption levels, as a function of screen size.	Ongoing
Set top boxes (terrestrial, cable and satellite)	TBD--may include prescriptive requirements such as auto-off feature and performance-based maximum power demand per defined feature set (e.g., per tuner)	Ongoing
TVs	Set minimum efficiency standards as a function of screen area. Standard will have two tiers, with the first tier equal to ENERGY STAR +25%.	Ongoing
Appliances		
Compressed air drying	Refrigerated compressed air driers based on widely available non-cycling technology with substantial energy savings. Set minimum efficiency standards for compressed air dryers rated greater than x cfm.	New
Wine chillers	Set minimum efficiency standard for all refrigeration units classified as wine chillers.	New
Microwaves	Some microwaves with dual baking/toasting functions may not currently be covered by any efficiency standard. Investigate and set minimum efficiency standard for such microwaves.	Ongoing
Misc		
Battery Chargers	Set minimum efficiency standard for three modes: Active, Standby, and Maintenance. Propose a two tier, staged standards approach, addressing first a near term standard to identify and regulate the least efficient products, and second, an eventual standard for improved efficiency.	Ongoing
Fractional HP motors	Set minimum efficiency standard for motors in the 1/4-1.5 HP range. The DOE is also currently working on a standard for fractional HP motors, but the scope may exclude a large number of 1-1.5 HP motors.	Ongoing
Solat thermal pool heaters	Develop a test method for determining the hydronic efficiency of solar thermal pool heaters. Move on to set a minimum standard for hydronic efficiency.	New
Portable spa covers	Set a minimum standard for insulation R value.	New

**2009–2011 Energy Efficiency Programs
SoCalGas SW Codes & Standards
Program Implementation Plan**

Measure	Description	Status
Landscape Irrigation	Set performance standards and labeling requirements for landscape irrigation controls and sensors on or before January 1, 2010 effective on or after January 1, 2012.	New
Commercial Radiant Heaters	Set a minimum standard for commercial radiant heater. Currently, commercial radiant heaters are not governed by federal or California appliance efficiency standards.	Ongoing
Commercial Clothes Dryer	Energy performance of residential clothes gas dryers is regulated by federal laws, which preempt California Title 20 standards. Commercial gas dryers are regulated by neither federal nor California regulations. There exists the opportunity to establish new Title 20 standards to improve overall energy efficiency for commercial gas dryers to be sold in California.	Ongoing
Vented Gas Fireplaces	The average efficiency of these units is approximately 55%, setting the California Title 20 Standard according to Canadian Standards Association CSA-4.1. which recommends testing certification labeling, and adding a California minimum efficiency of 55%.	Initiated
Gas Convection Ovens	Set a minimum standard for commercial gas convection oven. Currently, commercial gas convection ovens are not governed by federal or California appliance efficiency standards.	Ongoing
Ice Makers	Evaluate and compare the performance of a typical cube-type machine with a nugget type. In particular, the performance evaluations will focus on electric demand, energy use, efficiency, and energy use per unit mass of ice.	Ongoing
Walk-In Coolers, California, Title 20	Develop prescriptive requirements for walk-in coolers under 3,000 square feet. Per EISA 2007 (assuming the typo is corrected), California has an opportunity to develop and implement a Title 20 regulation prior to the federal preemption.	Ongoing

DOE Proceedings. The IOUs expect to be actively engaged in Federal standards proceedings that affect California. Federal advocacy during the current program cycle includes the following topics.

- External Power Supplies & Battery Chargers – DOE Framework Document and Determination Notice / Advanced Notice of Public Rulemaking
- Refrigerated Beverage Vending Machines – DOE Notice of Proposed Rulemaking
- Incandescent Reflector Lamp and General Service Fluorescent Lamp - DOE Notice of Proposed Rulemaking, and Negotiation
- Residential Water Heaters, Direct Heaters, Pool Heaters - DOE Advanced Notice of Proposed Rulemaking and Notice of Proposed Rulemaking
- Small Motors Test Method - DOE Notice of Proposed Rulemaking
- Residential Clothes Washers – DOE Framework Document
- Walk-in Coolers & Freezers – DOE Framework Document
- Metal Halide Lamp Fixtures – DOE Framework Document
- External Power Supplies & Battery Chargers – DOE Determination of Final Rule / Advanced Notice of Public Rulemaking

**2009–2011 Energy Efficiency Programs
SoCalGas SW Codes & Standards
Program Implementation Plan**

- Residential Refrigeration – DOE Advanced Notice of Public Rulemaking
- Small Electric Motors – DOE Notice of Proposed Rulemaking
- Clothes Dryers & Room Air Conditioners – DOE Advanced Notice of Proposed Rulemaking
- Residential Central Air Conditioner and Heat Pump – DOE Advanced Notice of Proposed Rulemaking and Negotiation
- Fluorescent Ballasts – DOE Advanced Notice of Proposed Rulemaking

The IOUs Extension of Advocacy includes, but is not limited to:

Title 24	Title 20
Residential Hardwired Lighting	General Service Incandescent Lamps
Residential Duct Improvement	ER and BR Lamps
Lighting Controls Under Skylights	Residential Pool Pumps, High Efficiency Motors
Duct sealing , New and Existing Commercial Buildings	Portable Spas
Outdoor lighting including sign lighting controls and wattage allowances	Pulse Start Metal Halide HID Luminaires
Tailored Lighting for High LPD Retail	Portable Lighting
DR Lighting Controls and HVAC (DDC to Zone)	Consumer Electronics - Audio Players
Demand Controlled Ventilation (DCV)	Consumer Electronics – TVs
Pool piping, motors and controls	Consumer Electronics – DVDs
Cool roofs	Unit Heaters and Duct Furnaces
HVAC equipment testing (res) and acceptance tests (nonres)	External Power Supplies

8. Coordination & Integration

a) C&S Statewide Coordination

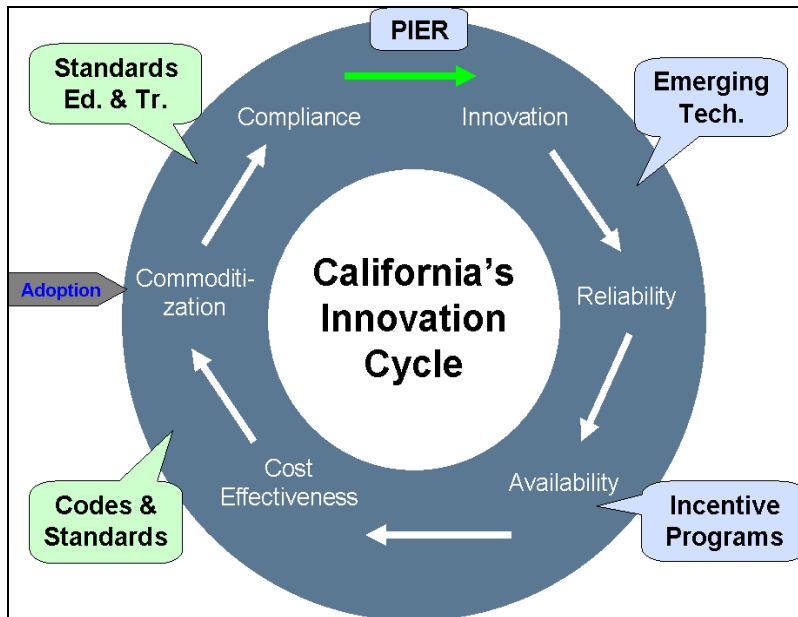
Requirements for C&S coordination are derived from the CPUC’s objective to mitigate climate change through regulatory objectives, including Title 20 and Title 24. While the Statewide C&S Program comprises the primary intervention to achieve these objectives, it must be considered within the context of California’s innovation cycle:

- Adoption causes commoditization in the sense that a once high margin product becomes the industry standard
- Commoditization spurs companies to innovate
- Innovation creates new, differentiated, high-margin products for the competitive market
- Voluntary programs commercialize new innovations

2009–2011 Energy Efficiency Programs SoCalGas SW Codes & Standards Program Implementation Plan

- Commercialization creates code readiness leading to adoption

Innovation Cycle



Since the primary purpose of the Statewide C&S Program is to propose and support adoption of code enhancements, it is essential that IOUs collectively respond to all significant energy savings opportunities identified for a future code update cycle. For example, IOUs are now planning how best to coordinate efforts to address a long list of potential T-24 code enhancements for the 2011 code cycle. In general, planning is conducted on an as needed basis.

Codes and standards operations are conducted relative to a multi-year time horizon, so statewide meetings organized on a quarterly basis are sufficiently frequent to coordinate activities. Some CASE studies are developed through co-funding agreements when multiple IOUs are interested in or have specific value-added knowledge, perhaps through previous research. More typically, however, code proposals are developed by one IOU on behalf of the statewide since each proposal is a fraction of the program budget. During these meetings, our primary objectives are to discuss CASE study objectives and develop mutual support for public proceedings.

The Program will enhance coordination and integration of Codes and Standards with other IOU energy efficiency programs to maximize energy savings and demand reducing by coordinating training programs and utilizing the experience gained in resource programs to inform the development and advocacy of new codes. C&S will work with the Government Partnerships to improve code compliance, adopt above code ordinances, and provide training/education. C&S will focus compliance improvement efforts on HVAC new installations and replacements in coordination with the HVAC program.

2009–2011 Energy Efficiency Programs SoCalGas SW Codes & Standards Program Implementation Plan

C&S will also meet periodically with HVAC program staff to discuss compliance improvement strategies, training, and other program needs.

Coordination between the C&S and other parts of the IOU portfolio falls into one of two categories: existing standards and future standards. Compliance with code is essential to completing the commoditization process and capturing the benefit of commercialization efforts for the benefit of society, so the CE subprogram leads efforts to implement existing standards through development of core activities that can be delivered either through, or in coordination with, other programs. Opportunities are identified through small group meetings between C&S and each target group such as workforce education and training, local government partnerships, new construction programs, etc. In addition, the IOUs will coordinate program efforts with the local utility integration teams and the Statewide Integration Task Force to identify successful integration approaches and offerings, potential pilot programs and metrics.

Small group meetings mentioned above, are particularly useful, as they serve to identify incentive program opportunities to leverage the pull of existing standards that have effective dates far enough in the future to accommodate program changes. For example, an appliance standard adopted with an effective date two years hence would provide an opportunity to develop an incentive program pull that complements the C&S push.

Coordination activities around future standards are, likewise, developed through individual targeted meetings. Once the C&S team has identified potential code enhancement opportunities for a future code proceeding, the team meets with Mass Market, Targeted Market, Emerging Technologies, HVAC, demand response, or general education and training leads to discuss gaps between adoption needs and current code readiness. As appropriate, new measures may be added to incentive programs, new projects may be added to the ET portfolio, etc. Sometimes, when ongoing CEC proceedings coincide with incentive program planning, incentive offerings can be integrated with code enhancement proposals to increase influence on proceedings.

Coordination with external organizations falls into a few broad categories. A particular code proposal typically attracts directly affected industry stakeholders. If an industry employs associations organized to oppose energy efficiency standards – which is usually the case – IOUs will seek support from other advocates and share information that enables their advocacy, as well as ours. Sometimes IOUs are able to work directly with industries that are not, in principal, opposed to all regulations.

b) C&S Coordination with External Organizations & Entities

As Federal preemption continues to grow, and as DOE continues to increase federal proceedings activities, it is necessary for California IOUs to increasingly engage with national organizations such as American Council for an Energy Efficient Economy (ACEEE), Appliance Standards Awareness Project (ASAP), and the Natural Resources Defense Council (NRDC). In particular, since the innovation engine, as pictured above,

**2009–2011 Energy Efficiency Programs
SoCalGas SW Codes & Standards
Program Implementation Plan**

turns over once every three years in California and once every eight to ten years at DOE, the C&S Program needs to work with national organizations to relax federal preemption policies to better help California meet AB 32 energy efficiency targets. California IOUs have ramped up operations to contribute materially DOE proceedings through analysis, letters, negotiations, etc.

At a statewide and local level, the C&S program will develop training and compliance improvement activities with entities that include, but are not limited to, California Building Industry Association, local chapters of the Building Industry Association, Build it Green, Institute of Heating and Air Conditioning Industries, International Brotherhood of Electrical Workers, National Electrical Contractors Association, California League of Cities, etc. Additionally, outreach and communications for Title 20 will include industry associations such National Electric Manufacturers Association, American Lighting Association, California Retailers Association, and the International Pool and Spa Association.

How the Codes & Standards Program will Coordinate with Other Energy Efficiency Programs

Program With Which C&S Will Coordinate	Coordination with Advocacy Subprograms	Coordination with CE or RC Subprograms
HVAC	<ul style="list-style-type: none"> ➤ Research possible scenarios to help improve HVAC quality construction ➤ Develop a whole building comfort metric that is the basis of compressorless homes in the coastal climate zones ➤ Review mandates to increase the use of FDD and improvements to FDD technologies 	<ul style="list-style-type: none"> ➤ Research the HVAC permitting tools available on the market, select permitting tools to test during the local government process pilot, and determine which best practices and tools to incorporate into the building official and HVAC contractor role-based training curriculum the program will develop. ➤ CE will work with the CEC, CALBO and the CSLB to identify possible penalties that may be applied to contractors who do not pull required permits or operate without the appropriate licenses. The program will investigate potential penalties during the local government process pilots and incorporate those penalties that prove effective during the pilot into the role-based training curriculum that the program will develop and roll out to additional jurisdictions. ➤ CE subprogram personnel will work with HVAC Quality Installation and Workforce Education and Training program staff, utility education centers, and regulatory agencies to develop a brand, incentive mechanism, and consumer campaign, and technician

**2009–2011 Energy Efficiency Programs
SoCalGas SW Codes & Standards
Program Implementation Plan**

Program With Which C&S Will Coordinate	Coordination with Advocacy Subprograms	Coordination with CE or RC Subprograms
		<p>training and certification programs. CE will evaluate the recently completed ACCA (Air Conditioning Contractors of America) Quality Installation Specification that has been adopted by the EPA Energy Star Program to determine how to incorporate this into role- and measure-based training to be provided by the IOUs.</p> <ul style="list-style-type: none"> ➤ Investigate the feasibility of an HVAC serial number tracking process to increase compliance. Various HVAC industry groups and HVAC distributors have expressed an interest in pursuing this as a way to increase the quality of installations and better ensure Title 24 compliance.
Government Partnerships		<ul style="list-style-type: none"> ➤ CE subprogram personnel will conduct a holistic process pilot in select building departments in addition to developing and delivering role-based tools and training to building department personnel. ➤ RC subprogram personnel will encourage local governments to lead by example, and to adopt codes for government buildings that match or exceed the requirements for the private sector within their jurisdiction. Those local governments that do not wish to adopt reach codes for the private sector will be encouraged to at least adopt more stringent codes for their own buildings. ➤ Initial C&S efforts will focus on encouraging and supporting local governments, designers, and builders/contractors to implement and enforce existing acceptance testing requirements. CE will work with the CEC, CA Commissioning Collaborative, and industry organizations such as SMACNA to conduct outreach and provide acceptance testing education at all levels of the supply chain.
Workforce Education and Training		<ul style="list-style-type: none"> ➤ CE will work with Workforce Education and Training program managers, CABEC, Sonoma State University,

**2009–2011 Energy Efficiency Programs
SoCalGas SW Codes & Standards
Program Implementation Plan**

Program With Which C&S Will Coordinate	Coordination with Advocacy Subprograms	Coordination with CE or RC Subprograms
		<p>CalPoly San Luis Obispo and others throughout the state to develop a curriculum that can be implemented at the state and community college level to expand current energy-related offerings and train building energy analysts in the theory and concepts of energy-efficient building design, simulation and construction.</p> <ul style="list-style-type: none"> ➤ CE is working with IBEW, NECA, California Community Colleges, and others to develop and implement an electrical contractor's training program for advanced lighting controls. This is a critical step in facilitating the installation of the sophisticated lighting controls that are essential to meeting the AB1109 Huffman Bill and zero net energy goals.
Targeted Markets/Mass Market/Emerging Technologies	<ul style="list-style-type: none"> ➤ Through small group meetings, C&S will work with the Mass Market, Targeted Market and Emerging Technologies programs to identify incentive program opportunities to leverage the pull of existing standards that have effective dates far enough in the future to accommodate program changes. For example, an appliance standard adopted with an effective date two years hence would provide an opportunity to develop an incentive program pull that complements the C&S push. For promising measures that are evaluated by the ETP, the C&S program may propose that they are included in reach codes in parallel with EE incentive programs. ➤ C&S will work with the targeted and mass market program managers to require program participants to complete and submit the applicable acceptance tests required by Title 24 to receive an incentive for HVAC and lighting controls equipment. This will increase compliance with the acceptance tests and help assure the incented equipment is installed according to code intent. 	<ul style="list-style-type: none"> ➤ CE will work with fellow energy efficiency program managers to identify and fulfill code-related training needs in order to keep program managers up to date on current and future codes, and to help prepare IOU sales reps with the knowledge they need to effectively market incentive programs.

**2009–2011 Energy Efficiency Programs
SoCalGas SW Codes & Standards
Program Implementation Plan**

9. Marketing & Outreach/Education & Training

a) Outreach for advocacy activities occurs through telephone calls and e-mails to industry stakeholders throughout the CASE study development process, leading up to commencement of a CEC rulemaking. After commencement of CEC rulemaking proceedings, CASE studies are presented during public workshops and hearings conducted by the CEC that are typically attended by building or appliance industry representatives, environmental groups, compliance industry representatives including local government officials, advocates from other states, etc. In response to industry issues and concerns, the IOUs and their consultants will contact specific representatives or conduct stakeholder meetings to address specific issues more broadly. Following adoption hearings, the IOUs participate in developing compliance manuals.

Compliance improvement encompasses numerous industries engaged in supplying buildings and appliances to California; hence, outreach and marketing activities will be conducted through a variety of channels. IOU's training centers will conduct direct outreach to industry associations such as the Contractor State Licensing Board, California Building Officials Association, California Association of Building Energy Consultants, Consumer Electronics Association, and National Electrical Manufacturers Association. E-mail solicitations and paper calendars are sent to individuals notifying them of upcoming classes. Local governments will also be contacted through local government partnerships and circuit riders assigned to provide consulting services.

10. Quality Assurance & Evaluation Activities

a) To help ensure quality assurance and effective evaluation, the IOUs will continue their ongoing efforts to track and assess the effectiveness of the Codes and Standards Program in advocating for new codes, and for increasing compliance with existing codes.

The Program will continue to support the impact evaluation efforts of the CPUC and its contractors by documenting code advocacy efforts, and documenting compliance improvement efforts and education and training efforts and their effects on participant behavior. The IOUs will coordinate with the CPUC and their impact evaluation contractors to ensure that the sufficient type and level of data are being collected at the appropriate level of detail to enable an estimation of energy savings related to codes and standards activities. This includes supporting the CPUC in their research effort to establish Title 20 and Title 24 baselines, and track changes in adoption and compliance over time. This includes providing appropriate program data, as well as encouraging the participation of vendors, contractors, building officials and others, as appropriate in providing information for establishing baselines and changes in penetration over time.

For the purpose of quality assurance in carrying out and improving the Codes and Standards Program, the IOUs will be conducting various qualitative evaluation activities

2009–2011 Energy Efficiency Programs SoCalGas SW Codes & Standards Program Implementation Plan

to establish IOU effectiveness in various market transformation activities. These include but are not limited to:

- Code adoption - Research with participants in the code adoption process to assess the level and quality of participation by the IOUs and other stakeholders. This includes interview-based research, as well as review of documentation of participation.
- Compliance Enhancement – Effectiveness of various education and training activities, based on pre- and post- participation assessment of ‘knowledge swing’ of participants, and commitments to action made by participants and participant organization that stem from CE activity. Initial assessments will be succeeded by assessments in the post period to identify changes in code-related activity resulting from CE.
- Reach Code Assistance – Effectiveness of IOU efforts to assist local governments in establishing, implementing and enhancing compliance with reach codes. Initial assessments of energy codes and code compliance, local code support capability and other factors will be followed by an ongoing assessment of the effects of IOU reach code assistance.

For CE, the IOUs will be using this assessment process to identify changes in awareness, capability and behavior change among individual CE participants, and participant organizations, resulting for the various CE activities. The IOUs will also look into calibrating our assessment of CE through evaluations of non-participant awareness, capability and behavior changes. For example, if there is a CE effort focused on building officials, the research could include an assessment of awareness, capability and behavior of building officials who did not participate in the training.

Additional, formative research will be conducted to provide insight into emerging issues related to current and pending codes and standards. Specifically, research will be carried out to identify issues and trends appearing along the delivery chain for appliances as well as for building practices.

11. Program Theory & Logic Model AND Performance Indicators

Following are draft logic models and program theories for:

- a) Building Codes and Appliance Standards, including Extension of Advocacy
 - Including a separate logic model for Federal Standards Advocacy
- b) Compliance Enhancement
- c) Reach Codes

Logic models will be improved based on experience and finalized based on application to specific industries, local governments, etc.

**2009–2011 Energy Efficiency Programs
SoCalGas SW Codes & Standards
Program Implementation Plan**

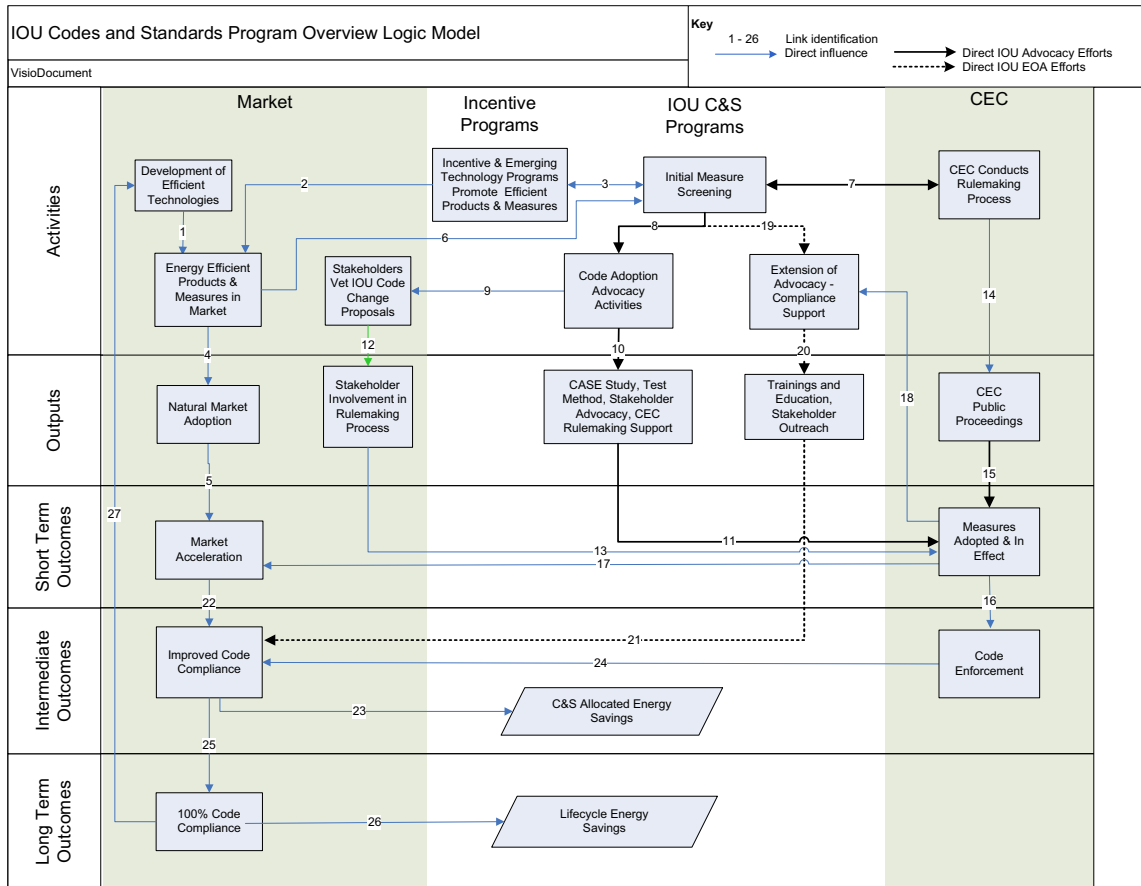
Logic Models and accompanying Program Theory and Program Indicators are tools designed to illustrate program structure and operation for the purpose of program management. This logic model is a schematic of the program as planned.

A program theory is the basis of a logic model. Effective program management applies program theory, and related performance indicators are used to determine whether program theory is correct. Indicators enable informed management responses that improve programs.

Performance indicators are intended to serve as a program's 'dashboard'; displaying information necessary for effective program operation. As with automobile dashboards; indications are neither good nor bad, but enable appropriate management responses that maintain and/or improve program performance.

Logic models, program theories, and performance indicators can provide evaluators an understanding of program activities, outputs and outcomes. However, they are not intended as the basis for estimating, valuing, or attributing program savings as they focus on program operation rather than program results.

2009–2011 Energy Efficiency Programs SoCalGas SW Codes & Standards Program Implementation Plan



**2009–2011 Energy Efficiency Programs
SoCalGas SW Codes & Standards
Program Implementation Plan**

C&S Program Overview Program Theory and Indicators

Link	Program Theory	Potential Indicators
1	As companies develop and promote new efficient technologies, the sales of high efficiency technology increases	<ul style="list-style-type: none"> • Market share of the new, efficient technologies
2	Incentive programs and emerging technology programs lead to market awareness and adoption of efficient products and practices, increasing their market share	<ul style="list-style-type: none"> • Identification of incented measures with C&S adoption potential • Increase in market shares of measures due to incentive program activities
3	C&S Program leverages the experiences and expertise of incentive programs to identify areas for code improvement opportunities	<ul style="list-style-type: none"> • C&S Program seeks market and technical information from incentive programs • Communication between C&S programs and incentive programs • Code change ideas suggested by incentive programs
4	Incentive programs increase efficient products and measures in the market, leading to sustained (pre-code) natural market adoption	<ul style="list-style-type: none"> • Product availability in the market • Incentives provided by IOU incentive programs • Increase in market shares over time and place • Reduction in incremental costs
5	Market adoption, sped by IOU incentive programs, leads to market acceleration	<ul style="list-style-type: none"> • Increased market penetration of efficient products and practices
6	IOUs conduct initial assessment of code change opportunities using market data (including market penetration, time in market, number of vendors)	<ul style="list-style-type: none"> • Initial IOU assessment of measures/products, including market data indicates level of measure code-readiness
7	IOUs share the code change screening results with the CEC and coordinate code change proposals with the CEC	<ul style="list-style-type: none"> • IOU communications with CEC staff • IOUs assessments and recommendations presentations to CEC; • CEC selected measures for possible C&S adoption

**2009–2011 Energy Efficiency Programs
SoCalGas SW Codes & Standards
Program Implementation Plan**

Link	Program Theory	Potential Indicators
8	IOUs use the results of the initial assessment to determine which measures should be the focus of C&S advocacy efforts	<ul style="list-style-type: none"> • Final IOU screening documents
9	IOUs inform stakeholders of code change proposals, seek industry data and input for code adoption and revision	<ul style="list-style-type: none"> • Initial communication with stakeholders regarding CASE studies • CASE Study support documents (market research, product testing data, communications with stakeholders)
10	IOUs C&S Program conduct full range of advocacy efforts to ensure successful code change, including technical and market studies, test method development, outreach and advocacy to stakeholders, support to CEC’s rulemaking processes	<ul style="list-style-type: none"> • CASE Study support documents (market research, product testing data, communications with stakeholders) • IOU workshops • IOU supported test method development and collected test data • Communication with stakeholders • Communication with CEC staff
11	IOUs C&S advocacy lead to CEC adoption of new standards	<ul style="list-style-type: none"> • CASE study report filed with CEC • Percentage of CEC workshops in which IOUs present or respond to comments • IOU presentations at CEC Workshops. • IOU’s provide technical responses to stakeholder issues raised in CEC process, including responding to comments and concerns voiced by stakeholders • IOU response to stakeholder concerns and issues • Code change language developed by IOUs • Responses to stakeholder comments to clarify issues and to defend energy efficiency positions • Support gained from stakeholders and CEC staff
12	After IOUs’ outreach efforts, stakeholder participating the IOU	<ul style="list-style-type: none"> • Stakeholders’ participation in IOU workshops

**2009–2011 Energy Efficiency Programs
SoCalGas SW Codes & Standards
Program Implementation Plan**

Link	Program Theory	Potential Indicators
	CASE study and CEC rulemaking processes	<ul style="list-style-type: none"> • Responses to IOU data request • Stakeholder comments regarding code change proposals
13	Industry advocates may file comments with the CEC and participate in CEC workshops and meetings	<ul style="list-style-type: none"> • Stakeholders' comments filed with the CEC and presented during workshops (including those not in favor of energy efficiency positions) • Presentations at CEC Workshops
14	Initial CEC vetting of measures produces list of measures for CEC consideration during the Public Code Adoption Proceedings	<ul style="list-style-type: none"> • CEC analysis and workshop discussions of initial measures, public notices and scheduling of workshops • Percentage of total potential savings that will be adopted as a result of IOU advocacy
15	CEC code adoption process leads to new standards being adopted and taking effect	<ul style="list-style-type: none"> • Final published CASE Study • Updated Title 20/24 Standards adopted and published by CEC
16	After a standard is adopted, the CEC works to enforce the new standard	<ul style="list-style-type: none"> • Public notice of new/revised standards
17	The adoptions of stringent energy efficient standards accelerates market adoption of efficient technologies	<ul style="list-style-type: none"> • Increased market penetration • Studies of initial compliance (by CPUC evaluators or IOUs) • Initial compliance rates
18	As new standards are adopted and take effect, IOUs carry out Extension of Advocacy (EOA) efforts to increase compliance to new codes	<ul style="list-style-type: none"> • IOU EOA planning efforts
19	IOUs select measures to focus EOA efforts, based on initial screening of potential measures. Timely CPUC C&S compliance rate evaluation study would help IOU to identify areas for improvement	<ul style="list-style-type: none"> • CPUC initial C&S compliance rate evaluation study results • Development of compliance improvement goals and detailed statewide implementation plan in 2009, including program targets • Revised EOA implementation plans following assessment of progress relative to implementation plan goals in

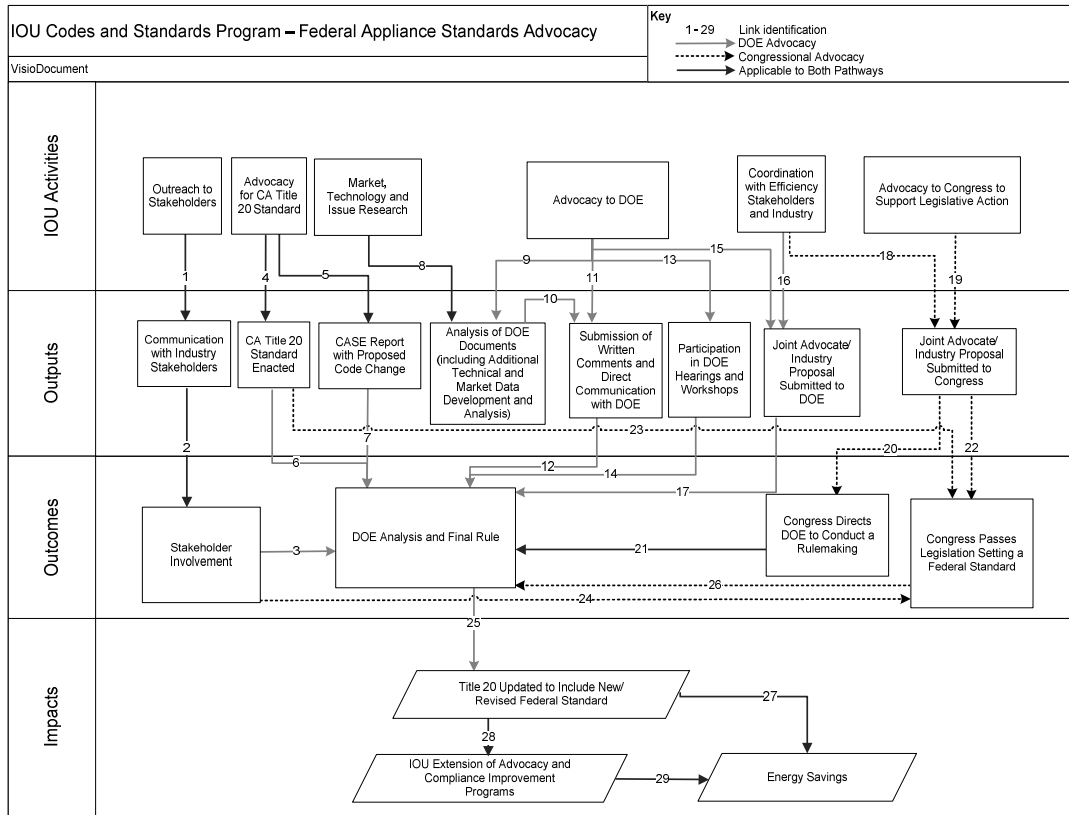
**2009–2011 Energy Efficiency Programs
SoCalGas SW Codes & Standards
Program Implementation Plan**

Link	Program Theory	Potential Indicators
		2010 and 2011
20	IOUs conduct EOA activities to improve C&S measure compliance	<ul style="list-style-type: none"> • C&S training and education • Stakeholder outreach activities • IOU provided compliance tools and resources • Number of market actors trained
21	IOU EOA efforts will help industry (market actors) comply with standards thereby pushing the market towards increased efficiency	<ul style="list-style-type: none"> • Increased awareness and understanding of new standards by stakeholders • Improved building department permitting processes • Reduction of non-complying equipment available • Assessment of progress relative to implementation plan goals in 2010 • Assessment of progress in 2011 relative revised implementation • Periodic CPUC C&S compliance assessment indicating future program progress
22	As market share of high efficiency models increases, more products sold automatically meet the code requirement and compliance increases	<ul style="list-style-type: none"> • Increased market penetration of efficient products improved compliance rate
23	Compliance with new standards leads to C&S allocated energy savings and reduced greenhouse gas emissions	<ul style="list-style-type: none"> • Revised energy savings calculations with actual compliance rates over time
24	Code enforcement leads to increased code compliance	<ul style="list-style-type: none"> • Enforcement actions for improved compliance • Improved compliance rate
25	With time, natural market adoption and code enforcement will ensure maximum code compliance	<ul style="list-style-type: none"> • All appliances sold meet standards • All new buildings meet standards • Maximum market penetration achieved
26	100% code compliance results in maximum energy savings achieved	<ul style="list-style-type: none"> • Revised energy savings calculations with increased compliance rate
27	Code adoption makes efficient	<ul style="list-style-type: none"> • Development of new, more energy-

**2009–2011 Energy Efficiency Programs
SoCalGas SW Codes & Standards
Program Implementation Plan**

Link	Program Theory	Potential Indicators
	products cheaper and no longer a high profit margin product for the manufacturer, leading to new innovative technologies	efficient products

2009–2011 Energy Efficiency Programs SoCalGas SW Codes & Standards Program Implementation Plan



**2009–2011 Energy Efficiency Programs
SoCalGas SW Codes & Standards
Program Implementation Plan**

C&S Federal Appliance Standards Advocacy Theory and Indicators

Link	Program Theory	Potential Indicators
1	C&S staff reaches out to stakeholders to gather industry data and inform them about the DOE rulemaking.	<ul style="list-style-type: none"> • Communications log with industry stakeholders, including email records and conference call minutes
2	Due to C&S outreach and communications with industry stakeholders, more stakeholders are involved in the rulemaking process.	<ul style="list-style-type: none"> • Stakeholder involvement in DOE process, including number of comments filed and attendance at DOE workshops and hearings
3	Due to C&S outreach, industry stakeholders that are supportive of federal standards are more involved in the DOE rulemaking and advocate for the standard.	<ul style="list-style-type: none"> • Stakeholder involvement in DOE process • Stakeholder coordination with efficiency advocates and involvement in joint proposal development
4	C&S advocacy for Title 20 standards in California, including thorough research and a code change proposal, often results in the CEC enacting a new or revised standard.	<ul style="list-style-type: none"> • Final Title 20 standards adopted and supporting CASE reports
5	During the development of Title 20, IOUs draft a CASE report, which includes proposed code change language.	<ul style="list-style-type: none"> • Final CASE report and supporting documents
6	DOE considers California’s standard in the development of a federal standard.	<ul style="list-style-type: none"> • DOE consideration of adopting California appliance standards at the federal level
7	DOE uses the CASE report developed by the C&S team to support their standards efforts.	<ul style="list-style-type: none"> • Citation of CASE materials in the Rulemaking Framework
8	C&S staff conducts thorough market and technology research specifically for the DOE rulemaking process.	<ul style="list-style-type: none"> • Research documentation and analysis in reports and internal communications
9	As part of C&S advocacy to DOE, staff analyzes DOE’s documents, including performing additional technical and market data analysis.	<ul style="list-style-type: none"> • Research documentation and analysis in written comments and communication with DOE staff
10	IOUs use their analysis of DOE documents to inform written comments and communications with DOE staff.	<ul style="list-style-type: none"> • Written comments and internal communication regarding the DOE rulemaking
11	IOUs draft independent comments to submit to DOE to advocate for the standard and works directly with DOE staff during the rulemaking.	<ul style="list-style-type: none"> • Submission of written comments from IOUs • Communications, including emails and phone records, with DOE staff • Percentage of DOE rulemakings for which comments are submitted
12	DOE staff considers IOU written comments and direct communications during their rulemaking process and in making their final rule.	<ul style="list-style-type: none"> • Integration or citation of IOU comments in DOE rulemaking documents
13	C&S staff attends and participates in DOE	<ul style="list-style-type: none"> • DOE hearing transcripts and attendance

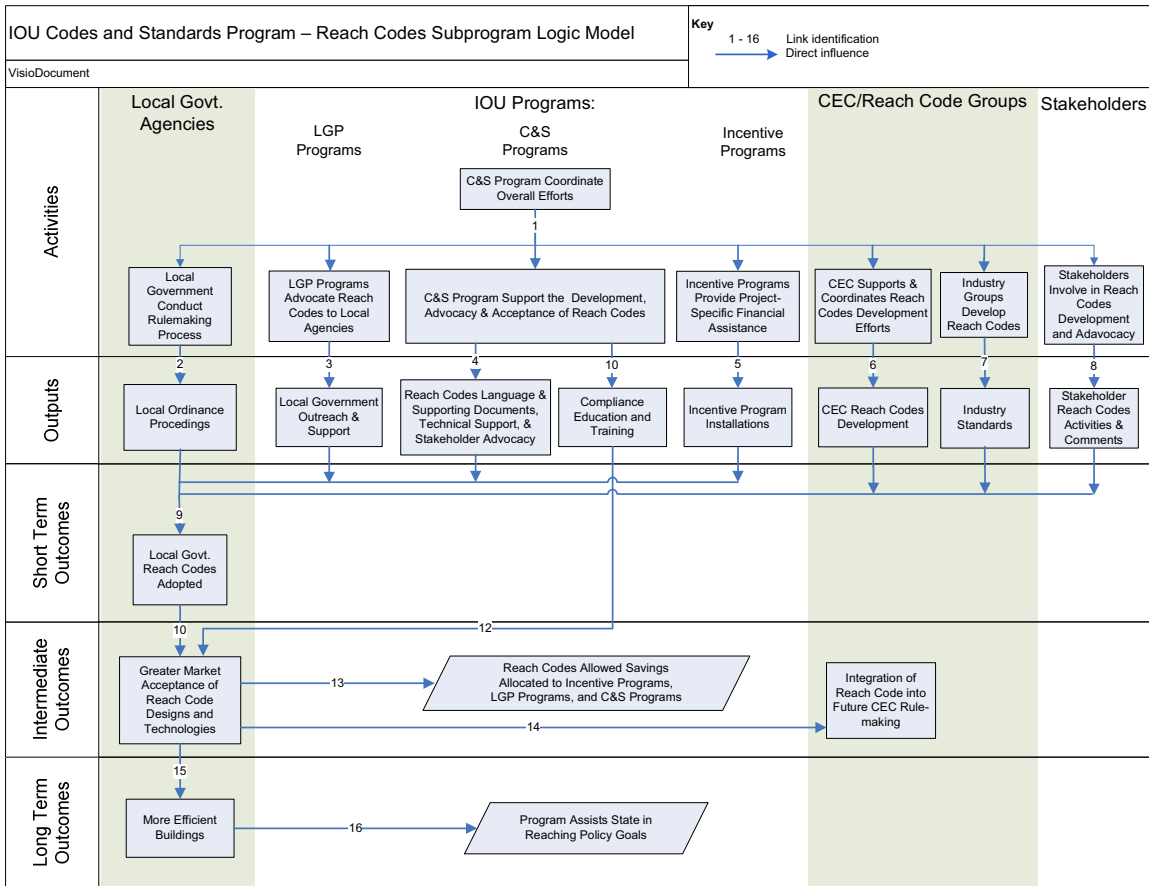
**2009–2011 Energy Efficiency Programs
SoCalGas SW Codes & Standards
Program Implementation Plan**

Link	Program Theory	Potential Indicators
	hearings.	<ul style="list-style-type: none"> records • IOU presentations at DOE hearings and workshops • Percentage of DOE workshops attended
14	DOE staff considers IOU participation in hearings during their rulemaking process and in making their final rule.	<ul style="list-style-type: none"> • Integration or citation of IOU presentations in DOE rulemaking documents
15 & 16	As a significant part of IOU advocacy to DOE, IOUs coordinate with other energy efficiency advocates to submit a joint proposal with industry to DOE.	<ul style="list-style-type: none"> • Communications with stakeholders • Drafts of proposal offers • Proposal submitted to DOE • Percentage of DOE rulemakings for which comments are submitted
17	DOE uses a joint proposal from industry and efficiency advocates as the basis of their final rule.	<ul style="list-style-type: none"> • Proposal considered by DOE integrated into rulemaking documents
18 & 19	IOUs coordinate with other energy efficiency advocates and industry stakeholders to submit a joint proposal to Congress.	<ul style="list-style-type: none"> • Communications with stakeholders • Proposal submitted to Congress
20	Congress accepts the principles of the joint proposal and directs DOE to conduct a rulemaking.	<ul style="list-style-type: none"> • Proposed legislative act directs DOE to action
21	Congress directs DOE to conduct a rulemaking and establish federal standards.	<ul style="list-style-type: none"> • Proposed legislative act directs DOE to action
22	Congress accepts the joint proposal and passes legislation to enact a federal standard directly.	<ul style="list-style-type: none"> • Proposed legislation borrows from the submitted proposal
23	Congress adopts a California Appliance Standard as a Federal Standard	<ul style="list-style-type: none"> • Proposed legislation borrows from California's Title 20 Appliance Standards
24	Due to C&S outreach, industry stakeholders that are supportive of federal standards advocate for the standard.	<ul style="list-style-type: none"> • Stakeholder involvement in federal process and advocacy to Congress
25	DOE passes a final rule establishing or updating a standard and California updates Title 20 to include the new standard.	<ul style="list-style-type: none"> • Publication of a Final Rule • Update of Title 20 with the new Federal Standard
26	Congress passes legislation establishing or updating a standard and DOE publishes the standard in a final rule.	<ul style="list-style-type: none"> • Proposed legislative act sets minimum efficiency standards • DOE final rule with new standard
27	The establishment of Federal standards, adopted into Title 20, results in significant energy savings in California.	<ul style="list-style-type: none"> • Energy savings estimates
28	IOUs develop Extension of Advocacy and	<ul style="list-style-type: none"> • Development of Extension of Advocacy and

**2009–2011 Energy Efficiency Programs
SoCalGas SW Codes & Standards
Program Implementation Plan**

Link	Program Theory	Potential Indicators
	Compliance Improvement Programs to enhance compliance with the new standards.	Compliance Improvement Programs supporting newly adopted federal standards.
29	Improved compliance with Federal standards, adopted into Title 20, results in significant energy savings in California.	<ul style="list-style-type: none"> • Energy savings estimates

2009–2011 Energy Efficiency Programs SoCalGas SW Codes & Standards Program Implementation Plan



**2009–2011 Energy Efficiency Programs
SoCalGas SW Codes & Standards
Program Implementation Plan**

C&S Reach Codes Subprogram Theory and Indicators

Link	Program Theory	Potential Indicators
1	C&S Program coordinates and support internal and external efforts to drive reach codes development and adoption, using the resources offered by the Incentive and Local Government Partnership Programs, working with the CEC, Industry Groups, and other stakeholders	<ul style="list-style-type: none"> • C&S program coordinate efforts with local government agencies in conducting rulemaking process • C&S program coordinate reach code features with incentive program offerings where possible • C&S program and LGP coordinate outreach efforts to local jurisdictions • C&S program coordinates with the CEC and provide technical support in development of statewide reach codes solutions • C&S program supports the standards development by industry groups, such as ASHRAE, LEED, CHPS, etc. • C&S Program efforts in seeking stakeholder involvement and working with stakeholders, and responses to stakeholder feedback
2	Local governments conduct rulemaking process, resulting in ordinance proceedings	<ul style="list-style-type: none"> • Local ordinance proceedings are conducted
3	LGP provides outreach and information to local governments in conducting energy efficiency activities and policies.	<ul style="list-style-type: none"> • LGP establishes outreach to local agencies for the C&S program to initiate reach codes program participation • Increase in regional code consistency (countywide or geographically contiguous jurisdictions)
4	C&S Program helps to develop energy efficient reach codes and advocate reach codes to local government officials and stakeholders	<ul style="list-style-type: none"> • C&S Program develops statewide reach code templates to streamline the reach code adoption and compliance support • C&S Program provides technical support to individual local reach code development and adoption • C&S Program responds to comments

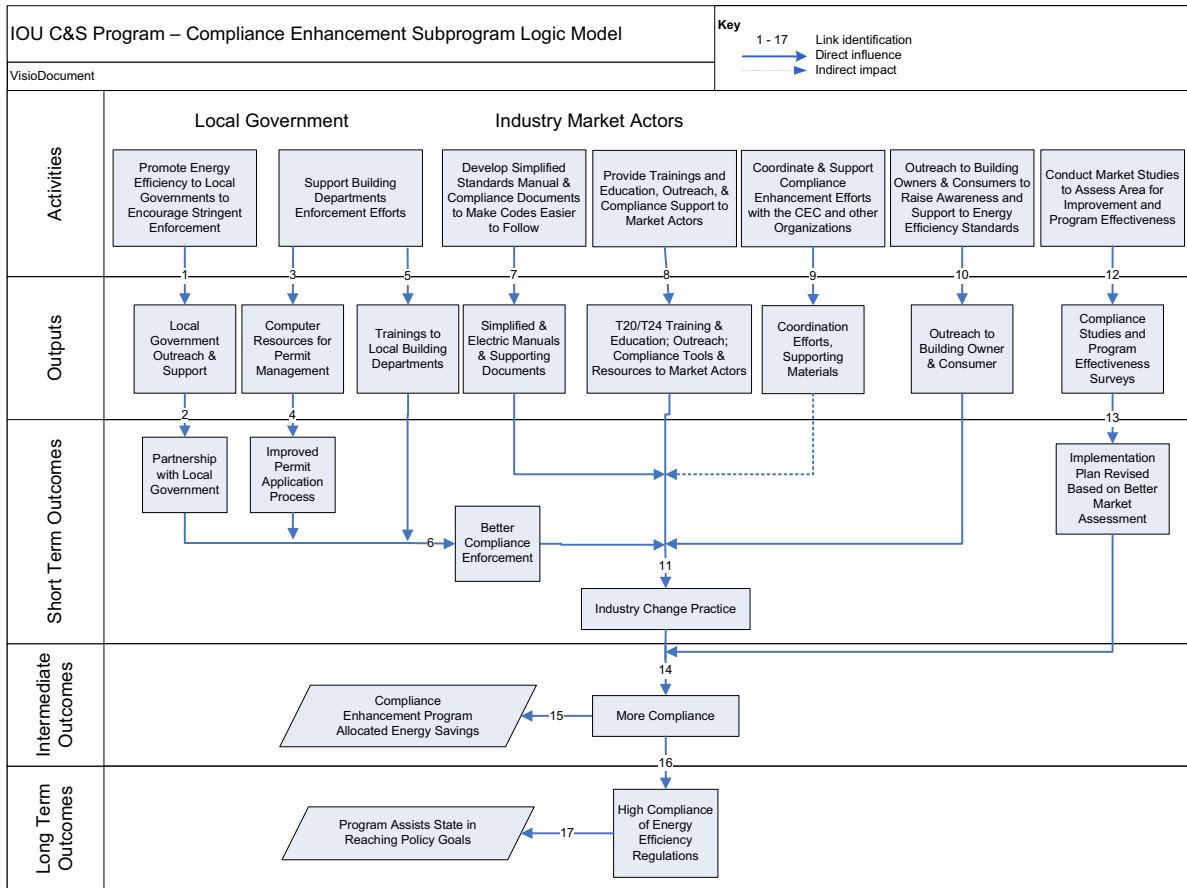
**2009–2011 Energy Efficiency Programs
SoCalGas SW Codes & Standards
Program Implementation Plan**

Link	Program Theory	Potential Indicators
		<p>from local government officials and stakeholders</p> <ul style="list-style-type: none"> • Advocacy material and C&S program supported advocacy activities
5	<p>Incentive programs provide financial assistance for purchasing efficient measures, thereby reducing the financial barrier to reach codes acceptance and compliance</p>	<ul style="list-style-type: none"> • Market share of the new, efficient technologies • Market acceptance of and compliance with reach codes requirements
6	<p>With the support from C&S Program, CEC develops pre-approved model reach codes so as to eliminate duplicative local government development costs and facilitate subsequent adoption of the code</p>	<ul style="list-style-type: none"> • Adoption of CEC-approved model reach codes by local governments • C&S Programs supports to CEC reach codes efforts
7	<p>Industry groups develop energy efficient codes, which are strongly supported by IOU C&S efforts</p>	<ul style="list-style-type: none"> • Industry energy efficiency standards, such as ASHRAE, LEED, CHPS standards. • C&S program support and contribution to industry standards
8	<p>Stakeholders contribute to reach code development and adoption by local government; some stakeholders might try to hinder reach codes development and adoption</p>	<ul style="list-style-type: none"> • Stakeholder efforts in reach code development • Stakeholder comments and activities to advocate and resist reach code development and adoption
9	<p>Support from the IOU programs, CEC, and industry groups causes increased willingness and acceptance of reach codes from local government partners.</p>	<ul style="list-style-type: none"> • Local government partners adopt pre-approved model reach codes
10	<p>Reach codes create greater market acceptance of required technologies and/or building designs by forming a greater market base for reach code technologies and expertise, which will spillover to non-participating jurisdictions</p>	<ul style="list-style-type: none"> • Growing market share of reach codes required technologies and building design in other local jurisdictions

**2009–2011 Energy Efficiency Programs
SoCalGas SW Codes & Standards
Program Implementation Plan**

Link	Program Theory	Potential Indicators
11	C&S program educates stakeholders on code requirements	<ul style="list-style-type: none"> • Implementation of training courses and development of education materials • Training materials, compliance tools and resources provided by the C&S program
12	Education & training courses addressing construction of code compliant buildings and appliances increases industry code awareness and knowledge	<ul style="list-style-type: none"> • Market acceptance of reach codes requirements
13	Adoption of reach codes leads to the greater practice of more efficient building design and purchasing of efficient technologies	<ul style="list-style-type: none"> • Reach codes energy savings are verified and can be attributed to the involved IOU programs
14	Development of locally adopted reach code ordinances leads to integration of code language into future CEC Rule-making	<ul style="list-style-type: none"> • Future CEC Title 24 code change proposal and CASE studies based on - adopted reach codes • Increased market share of reach code practices and spillover into other jurisdictions and states
15	Adoption of reach code ordinances leads to the greater practice of more efficient building design	<ul style="list-style-type: none"> • Reach codes requirements become standard building design practices
16	Efficient building design practices support statewide policy efficiency and sustainable goals	<ul style="list-style-type: none"> • Improvement in overall building energy efficiency • Statewide greenhouse gas reduction attributable to reach codes

2009–2011 Energy Efficiency Programs SoCalGas SW Codes & Standards Program Implementation Plan



**2009–2011 Energy Efficiency Programs
SoCalGas SW Codes & Standards
Program Implementation Plan**

C&S Compliance Enhancement Subprogram Theory and Indicators

Link	Program Theory	Potential Indicators
1	Promote energy efficiency and pro-environment policies to local government staff, regional organizations, enforcement personnel, and leadership to increase awareness of compliance rates with existing codes and the savings potential	<ul style="list-style-type: none"> • Local government leadership and enforcement personnel recognize benefits and prioritize and support activities to optimize existing codes
2	Establish partnership with local government to improve code compliance and overall building efficiency	<ul style="list-style-type: none"> • Local government enforcement personnel develop a strategy for improving code compliance through education and training
3	Identify existing successful tools used by leading local governments. Based on feedback from local governments, develop new tools and/or provide existing tools to local building departments to improve permit application, tracking, and inspection processes, and increase regional consistency	<ul style="list-style-type: none"> • Existing standard practices and processes in building departments • Increase in number of building departments that adopt and use tools identified as industry best practices
4	Permit application tools streamline and improve building department processes and provide effective methods to archive permit and inspection data	<ul style="list-style-type: none"> • Reduction in time for building officials to process paperwork • Availability of permit data • Reduction in number of compliance mistakes due to the tool • Feedback from building department staff and permit applicants on the permit application processes
5	Create and provide role-based training to building department staff focusing on new Title 24 requirements	<ul style="list-style-type: none"> • Number of building department training sessions conducted • Percent increase in standards knowledge (pre- and post tests)
6	Better compliance enforcement is achieved through improved building department processes, tools, and staff training	<ul style="list-style-type: none"> • Improvement of compliance rate after adopting tools • Increase in enforcement activity and compliance rates after receiving training

**2009–2011 Energy Efficiency Programs
SoCalGas SW Codes & Standards
Program Implementation Plan**

Link	Program Theory	Potential Indicators
7	Develop simplified compliance documentation forms to streamline building permit applications	<ul style="list-style-type: none"> • Increase in enforcement activity after adopting simplified compliance forms • Improvement of compliance rate after adopting simplified compliance forms
8	Provide comprehensive training and outreach programs targeting builders, contractors, designers, retailers, manufacturers and distributors on T20/T24 reqts.	<ul style="list-style-type: none"> • Detailed training curriculum and outreach materials • Number of training classes offered • Number of contractors, builders, designers, retailers, manufacturers and distributors attending training sessions or receiving standards information • Increase in knowledge level of training attendees
9	<p>Coordinate and support training and outreach activities with CEC and other organizations</p> <p>Write articles for CEC Blueprint and other publications addressing T20/T24 requirements</p>	<ul style="list-style-type: none"> • Number of training sessions coordinated with other organizations • Number of articles published addressing T20/T24 requirements
10	Improve consumer awareness of T20/T24 requirements for targeted measures.	<ul style="list-style-type: none"> • Increased demand for and market penetration of efficient products
11	<p>Better code enforcement by local building departments improves industry practice</p> <p>Simplified T24 compliance documentation process provided to building departments improves compliance enforcement</p> <p>Trainings and outreach programs to stakeholders increases market actor awareness and understanding of T20/T24 reqts</p> <p>Consumer awareness of building and appliance codes is improved by education and outreach programs</p>	<ul style="list-style-type: none"> • Increase in number of contractors/builders that comply with the T24 reqts. • Increase in number of products that comply with the T20/T24 reqts. • Improved compliance review after compliance documentation simplification • Positive response to outreach and demand for training and code-related information • Increase in compliance rates
12	Periodic market studies inform program design refinements and	<ul style="list-style-type: none"> • Completion of market penetration compliance study for T20/T24

**2009–2011 Energy Efficiency Programs
SoCalGas SW Codes & Standards
Program Implementation Plan**

Link	Program Theory	Potential Indicators
	adjustments	
13	Market studies provide information on compliance effectiveness Market studies provide information for improving compliance enhancement activity effectiveness	<ul style="list-style-type: none"> • Market study results of compliance effectiveness per appliance for Title 20 • Market study results of compliance effectiveness per measure or overall building design for Title 24 • Market study recommendations for further program activities to improve compliance effectiveness
14	Compliance is improved due to practice changes by industry stakeholders	<ul style="list-style-type: none"> • Increase in compliance rate for new buildings, remodeling, renovations, and additions • Increase in compliance rate for regulated appliances
15	Compliance Enhancement Program activities leads to the greater practice of more efficient building design and purchasing of efficient technologies	<ul style="list-style-type: none"> • Compliance Enhancement Program energy savings are verified and can be attributed to the C&S programs
25	Program will allocate resources on areas that are likely to be the most effective in increasing the compliance rate	<ul style="list-style-type: none"> • Compliance rate improvement for new buildings • Compliance rate improvement for remodeling, renovations, and additions
16	More effective enforcement processes, increased knowledge of code requirements throughout the market increases compliance rate.	<ul style="list-style-type: none"> • T24 compliance rate increases are sustained
17	Efficient building design practices support statewide policy efficiency and sustainable goals	<ul style="list-style-type: none"> • Improvement in overall building energy efficiency

**2009–2011 Energy Efficiency Programs
SoCalGas SW Codes & Standards
Program Implementation Plan**

Appendix 1 Glossary of Acronyms

Acronym/Term	Description
AB 32	California Assembly Bill AB 32, California Global Warming Solutions Act of 2006
ACM	Alternate Component Method, The CEC’s Public Domain Computer Programs, one of the CEC's Simplified Calculation Methods, or any other calculation method approved by the CEC.
AHRI	Air-Conditioning, Heating and Refrigeration Institute
ASHRAE	American Society of Heating, Refrigerating, and Air-Conditioning Engineers
ASHRAE 90.1	Energy Standard for Buildings Except Low-Rise Residential Buildings
ASHRAE 189	Standard for the Design of High-Performance, Green Buildings Except Low-Rise Residential Buildings
ASTM	American Society for Testing and Materials Now referred to as ASTM International
BSC	California Building Standards Commission
C&S	Codes and Standards program
CA	California
CABEC	California Association of Building Energy Consultants
CALBO	California Building Officials
CARB	California Air Resources Board
CASE	Codes and Standards Enhancement
CE	Code Enhancement Subprogram
CEC	California Energy Commission
CEE	Consortium for Energy Efficiency
CEPs	Compliance Enhancement Programs
CEQA	California Environmental Quality Act
CHPS	Collaborative for High Performance Schools
CPUC	California Public Utilities Commission
CRRC	Cool Roof Rating Council
CSLB	California State License Board
CSU	California State University
DOE	United States Department of Energy
DCA	California Department of Consumer Affairs
DR	Demand Response
DTSC	California Department of Toxic Substance Control
DSA	California Division of State Architect
DWR	California Department of Water Resources
EE	Energy Efficiency
EISA 2007	United States Energy Independence and Security Act of 2007
EOA	Extension of Advocacy
EPA	United States Environmental Protection Agency

**2009–2011 Energy Efficiency Programs
SoCalGas SW Codes & Standards
Program Implementation Plan**

Acronym/Term	Description
ET (ETP)	Emerging Technologies (Emerging Technologies Program)
FDD	Fault Detection and Diagnostics
GHG	Greenhouse Gas
Green Globes	Green building rating system as administered by the Green Building Initiative
HCD	California Department of Housing and Community Development
HERS	Home Energy Rating System
HID	High Intensity Discharge
Huffman Bill (AB1109)	California Assembly Bill AB 1109, Lighting Efficiency and Toxics Reduction Act
HVAC	Heating, Ventilating and Air Conditioning
IBEW	International Brotherhood of Electrical Workers
ICC	International Code Council
IESNA	Illuminating Engineering Society of North America
IOU	California Investor Owned Utility (PG&E, SCE, SDG&E, SoCalGas)
LAUSD	Los Angeles Unified School District
LEED	Leadership in Energy and Environmental Design Green building rating system as administered by the USBGC
LG	Local Government
LGC	Local Government Commission
M&V	Measurement and Verification
NECA	National Electrical Contractors Association
NFRC	National Fenestration Rating Council
NRDC	National Resources Defense Council
OSHPD	California Office of Statewide Health Planning and Development
PG&E	Pacific Gas and Electric
RC	Reach Code
Reach Code	Codes, standards, regulations, policies and programs that exceed minimum energy codes such as Title 24, Title 20, ASHRAE Standard 90.1, etc.
ResNet	Residential Energy Services Network
SCE	Southern California Edison
SoCalGas	Southern California Gas
SDG&E	San Diego Gas and Electric
SMACNA	Sheet Metal and Air Conditioning Contractors' National Association
SMUD	Sacramento Municipal Utility District
T-20	Title 20, California Appliance Efficiency Regulations, Section 1601 et seq. of the California Code of Regulations.
T-24	Title 24, California Building Energy Efficiency Standards, as set forth in the California Code of Regulations, Title 24, Part 6. Also known as the <i>California Energy Code</i> .
TDV	Time Dependent Valuation is the time varying energy caused to be used at by the building to provide space conditioning and water heating and for

**2009–2011 Energy Efficiency Programs
SoCalGas SW Codes & Standards
Program Implementation Plan**

Acronym/Term	Description
	specified buildings lighting, accounting for the energy used at the building site and consumed in producing and in delivering energy to a site, including, but not limited to, power generation, transmission and distribution losses.
TOS	Time of Sale
UC	University of California
USGBC	United States Green Building Council
WE&T	Workforce, Education and Training

**2009–2011 Energy Efficiency Programs
SoCalGas SW Emerging Technologies
Program Implementation Plan**

1. Program Name and Program ID number.

Program Name: SoCalGas Statewide ETP Program
 Program ID number: TBD

2. Projected Program Budget Table

Program #	Main Program Name/Sub-Programs	Total Administrative Cost (Actual)	Total Marketing & Outreach (Actual)	TOTAL Direct Implementation	Integration Budget Allocated to Other Programs (if Applicable)	Total Budget By Program (Actual)
	Market Sector Programs					
	SCG SW Emerging Technologies Program					
	#SW-ETA - Assessments	\$ 641,214	\$ 18,900	\$ 4,629,469	\$ -	\$ 5,289,583
	TOTAL:	\$ 641,214	\$ 18,900	\$ 4,629,469	\$ -	\$ 5,289,583

The budget numbers are presented in Appendix C: Energy Division Tables, Graphs and Pie Charts: Table 7.1 2009-2011 IOU Strategic Planning Program Budget.

3. Program Mission

The mission of the Emerging Technologies Program (ETP) is to support increased energy efficiency market demand and technology supply (the term supply encompassing breadth, depth, and efficacy of product offerings) by contributing to development and deployment of new and underutilized energy efficiency (EE) measures (that is, technologies, practices, and tools), and by facilitating their adoption as measures supporting California’s aggressive energy and demand savings goals.

Increased market demand and increased technology supply are reinforcing effects – each working to spur the other. As market demand increases, market-pull leads to technology supply increases. As technology supply increases, changes in perceptions and attitudes, work to stimulate increased market demand.

Increased market demand works to address energy efficiency goals in both the near term and longer term. In the near term, increased market demand will lead to higher adoption rates of currently available energy efficiency measures.

2009–2011 Energy Efficiency Programs SoCalGas SW Emerging Technologies Program Implementation Plan

Market demand can be increased by either reducing barriers to adoption or through increasing incentives to adopt. In either case, as barriers (disincentives) shrink relative to incentives, adoption rates will grow. One example of a barrier to EE measure adoption is performance uncertainty, where an incentive example is environmental concern.

A longer-term effect of increased market demand for EE measures is the spurring of market pull for yet-to-be-developed EE measures. Generally, market-pull product development usually takes place when some specific need is discovered in the marketplace that currently is either being ignored, not well served, or just not recognized. As technology developers become aware of unmet consumer needs for EE measures, development will be undertaken to fulfill those needs in the future. Market pull created by increased market demand will result in longer term increases in technology supply.

Increased technology supply also works to address energy efficiency goals in both the near term and longer term. In the near term, increased technology supply will lead to more EE measure adoption at current levels of market demand. Factors contributing to this increase would be more applications for which EE measures are available, lower prices due to competition, and increased measure effectiveness. Technology can generally be increased through improving incentives to invest in new measures or decreasing the difficulty of developing and launching new measures. In either case, as difficulty shrinks relative to incentive, development of new technology supply will grow. One example of decreasing the difficulty of developing an EE measure could be a pre-existing testing protocol. An example of incentive to invest in a new technology could be a building code driving future customer purchases.

A longer term effect of increased technology supply of EE measures is the development of future market demand. Generally, as breadth, depth, and efficacy of available products in a new market segment increases, consumer perceptions and attitudes will change. Items previously viewed as niche become more mainstream. Energy usage considerations will become a more expected aspect of the products consumers purchase. In this way, increases in

**2009–2011 Energy Efficiency Programs
SoCalGas SW Emerging Technologies
Program Implementation Plan**

technology supply will result in longer term increases in market demand. The ETP has established three goals and eleven objectives as the means to achieve its mission. Section 5 of this PIP elaborates these goals in detail.

ETP Goal #1: Increased adoption of EE measures (increased market demand)

ETP Objective 1.1: Perform technology assessments

ETP Objective 1.2: Transfer measures to EE programs

ETP Objective 1.3: Conduct scaled field placements

ETP Objective 1.4: Develop demonstration showcases

ETP Objective 1.5: Perform market and behavioral studies

ETP Goal#2: Increased EE technology supply (increased technology supply)

ETP Objective 2.1: Support technology development

ETP Objective 2.2: Perform business incubation

ETP Goal #3: Support of CLTEESP Big, Bold Goals and related solutions, including zero net energy (ZNE) by co-funding to leverage activities of other utilities

ETP Objective 3.1: Co-fund efforts of other IOU's to advance innovative measures and/or strategies

ETP Objective 3.2: Leverage and co-fund technology testing at SCE Technology Test Centers focusing on measures that impact natural gas consumption

ETP Objective 3.3: Leverage and co-fund activities at the PG&E Zero Net Energy Laboratory for measures that impact natural gas

ETP Objective 3.4: Information exchange and collaborate with PG&E on Zero Net Energy Demonstration Home

By advancing these Goals and Objectives, the ETP supports California's energy and demand savings targets as defined by the following regulatory and legislative documents:

**2009–2011 Energy Efficiency Programs
SoCalGas SW Emerging Technologies
Program Implementation Plan**

- the 2009-2011 Energy Efficiency (EE) Application 08-07-021, et al., and related CPUC guidance in Rulemaking 06-04-010
- the California Long-Term Energy Efficiency Strategic Plan (CLTEESP), with particular focus on the big and bold initiatives in the domains of residential and commercial zero net energy (ZNE) buildings, HVAC industry transformation, as well as lighting innovation
- The California Global Warming Solution Act of 2006 (Assembly Bill 32).

The ETP will leverage all complementary efforts and entities in support of its mission, including other Statewide and local IOU EE programs; statewide utilities' emerging technologies programs; and EE innovation activities by external organizations such as private industry, industry trade organizations, corporate laboratories, CEC PIER, U.S. DOE and national laboratories, and regional, national and international ETP partners including utility, academia, non-governmental organizations, and other market stakeholders.

Section 4 of this implementation plan describes the rationale for and expected outcome from the ETP in relation to market and technology barriers and the CLTEESP. Six Program Elements central to the ETP's ability to address its mission and achieve its goals and objectives are also described in Section 4 below. These program elements drive the process of evaluating the application of energy-saving measures in real-world settings and building a pipeline of measures to consider for deployment through utility EE programs.

**2009–2011 Energy Efficiency Programs
SoCalGas SW Emerging Technologies
Program Implementation Plan**

4. Program Rationale & Expected Outcome

California consumers report they are eager for solutions to climate change and other environmental issues, and California’s investor-owned utilities (IOUs) have implemented a vast array of programs to support the purchase and use of EE measures. Many of these programs have seen tremendous success, yielding energy and demand savings that have reduced the need for new generation, transmission, and distribution facilities, lowered ratepayer energy bills, and avoided tons of greenhouse gas emissions.

New EE measures must be added to ensure program success in 2009-11 and beyond in meeting California’s ambitious EE goals. However, a host of market barriers can delay new measure introduction and adoption. Delayed adoption in turn diminishes, slows, or even eliminates the potential energy and environmental benefits of new measures, as well as the attractiveness of investing in and developing these measures.

To achieve success, the ETP will focus its operations on six core program elements.

- 1. Technology Assessments**
- 2. Scaled Field Placements**
- 3. Demonstration Showcases**
- 4. Market and Behavioral Studies**
- 5. Technology Development Support**
- 6. Business Incubation Support**

**2009–2011 Energy Efficiency Programs
SoCalGas SW Emerging Technologies
Program Implementation Plan**

a) Program Design to Overcome Barriers:

The ETP focuses on overcoming four priority market and technology barriers:

- A. Information or search costs** - the value of time spent identifying, learning about, and locating EE measures.
- B. Performance uncertainties** – the difficulties and costs of acquiring the information needed to evaluate performance claims for EE measures.
- C. Organizational practices or customs** – behavior by companies, departments, professional groups, and government entities that has been institutionalized and may discourage forward thinking and proactive implementation of EE measures.
- D. Product or service unavailability** – limited supply and/or distribution of EE measures. For instance, a customer may want to buy task lights using solid-state lamp technology, but finds that vendors and distributors cannot meet the customer’s volume requirements or other specifications.

In addition, other EE programs and market factors will have responsibility for, and ETP will contribute to, actions to overcome the following customer barriers.

- **Hidden costs** – unexpected costs emerging after the initial decision to implement an EE measure. For instance, a hidden cost under the Big Bold strategies would be the expense of training contractors on new types of lighting or HVAC measures.
- **Asymmetric information and opportunism** – concerns about reliability/applicability of measure developer and vendor claims. Collaborating with the work of universities and technical information providers such as E Source, the ETP can act as a resource to assist EE programs in addressing these claims.

The statewide IOUs’ expansion of the ETP scope for 2009-2011 to include six program elements represents a response mindful of insights from previous ETP program years and past ETP EM&V studies. The IOUs will apply these program

**2009–2011 Energy Efficiency Programs
SoCalGas SW Emerging Technologies
Program Implementation Plan**

elements in a comprehensive effort to address the range of EE market barriers that ETP can either influence directly or through efforts supporting other EE and IDSM programs. Following are descriptions of the six ETP elements with supporting rationale, how each contributes to overcoming one or more market or technology barriers, and expected outcomes.

1. Technology Assessments

- a) Description - Energy efficient measures that are new to a market or underutilized for a given application will be evaluated for performance claims and overall effectiveness in reducing energy consumption and peak demand.

ET assessments may utilize data/information from three different sources: *in situ* testing (customer or other field sites), laboratory testing, or paper studies may be used to support assessment findings. In addition to other findings and/or information, assessments typically would generate the data necessary to for EE rebate programs to construct a work paper estimating energy and demand savings over the life of the measure.

Assessment proposals are screened prior to an assessment being initiated. The screening process considers:

- The measure’s alignment with EE program strategy and CLTEESP goals.
- The measure’s projected magnitude of contribution towards kWh and kW reduction and/or CLTEESP goals. This includes both the effectiveness of an individual measure and the potential number of adopted measures.
- The degree to which the assessment output will incrementally impact the measure’s adoption rate.
- Information necessary to be generated for EE program inclusion and the effectiveness of an assessment in producing this information.
- Resources (expense, labor) necessary to execute the assessment.

**2009–2011 Energy Efficiency Programs
SoCalGas SW Emerging Technologies
Program Implementation Plan**

To ensure that technology lab assessments can be conducted properly, state-of-the-art test facilities staffed with knowledgeable engineers and scientists will be available to ETP project managers. These facilities will be focused toward broad initiatives like zero net energy, as well as specific end-uses, such as refrigeration, lighting, water heating, and air conditioning. In all respects, they will allow independent verification of performance claims and quantification of energy and demand savings.

- b) Rationale - The assessment function is a contributor to the transfer of promising measures into the utility portfolio.
- c) Barriers addressed – Assessments address Information or Search Costs, Performance Uncertainties, Organizational Practice or Customs, as well as contributing to efforts by others to overcome Hidden Costs and Asymmetric Information and Opportunism.

For instance, assessment reports reduce the time that IOU customers must spend looking for and confirming the performance of EE measures – either directly when the customer reads the ETP report, or indirectly, when the customer receives education or marketing material through EE channels based on ETP assessment findings.

Similarly, ETP communications on measures that are being transferred or have been transferred to EE programs will assist companies, departments, and governmental entities in understanding EE measures' actual performance thereby breaking down barriers to proactive implementation.

- d) Expected outcomes – Technology assessments will contribute to increased measure awareness, market knowledge and reduced performance uncertainties for ETP stakeholders and IOU customers. This will lead to changes in organizational practices and customs that may otherwise limit EE measure procurement and application.

Technology assessments will also contribute to increased and improved technology supply, leading to further reductions in market barriers, increased intent to purchase/employ measures, and more EE rebates

**2009–2011 Energy Efficiency Programs
SoCalGas SW Emerging Technologies
Program Implementation Plan**

issued. Over time, they will support increasing use of measures by customers, aiding EE programs in achieving energy and demand savings targets, and meeting long term CLTEESP and policy objectives.

2. Scaled Field Placements

- a. Description - These projects consist of placing a number of measures at customer sites as a key step to gain market traction and possibly gain market information. The measures will typically have already undergone an assessment or similar evaluation to reduce risk of failure. While the number of units in scaled field placements will vary widely, numbers typically larger than in an assessment of the technology are expected. A very simple example of a scaled field placement would be to install a number of tankless water heaters in a commercial market segment. Monitoring activities on each scaled field placement will be determined as appropriate.

The following table highlights the distinctions between technology assessments, scaled field placements, and demonstration showcase.

**2009–2011 Energy Efficiency Programs
SoCalGas SW Emerging Technologies
Program Implementation Plan**

Parameter	Technology Assessments	Scaled Field Placements	Demonstration Showcases
<i>Purpose</i>	performance, cost data → EE programs	market traction	Visibility
<i>Theme</i>	evaluation	first-hand experience	Exposure
<i>Units installed</i>	one to a few (exceptionally, many)	a few to many	one (or entire floor/building/facility)
<i>Number or sites</i>	one to a few (exceptionally, many)	a few to many	One or more as strategically valuable
<i>Unique measures</i>	One	one	more than one measure up to whole systems (exceptionally, just one)
<i>Customer impact</i>	one or a few users	few to many users	large number of viewers
<i>Visibility</i>	very little	targeted	Public
<i>Duration</i>	as needed for data collection	life of measure	duration of public interest / impact
<i>Data collection</i>	Detailed	none to moderate	none to moderate
<i>Dissemination mechanism</i>	printed report & other media	first-hand experience and word-of-mouth	short-term exposure

- b. Rationale - Scaled field placements work under the premise that end-users or stakeholders with adoption influence (installers, builders, procurement officers) will be positively influenced by first-hand experience utilizing a measure and that this first-hand experience will lead to future measure purchases/use. This method of influence is

**2009–2011 Energy Efficiency Programs
SoCalGas SW Emerging Technologies
Program Implementation Plan**

fundamentally different from assessments that influence through information dissemination via a report or other results media.

Scaled field placements will be most effective when:

- The stakeholder gaining exposure has the potential to influence a large number of future purchases/uses. Example: Placing a high-efficiency air conditioning unit with several large HVAC contractors. “Potential to influence” is a broad term. Influence of the participant stakeholder could stem from purchase decision power, high frequency of interactions with other potential adopters, or status as a thought leader.
- First-hand experience is projected to be more influential for a measure than less costly dissemination mechanisms such as printed information or media. Technology complexity and concern regarding human factors are potential causes for first-hand experience to be more influential than printed media. Example: Placing energy efficient retail lighting at a Wal*Mart, Target, and Home Depot store.

- c. Barriers addressed – Scaled field placements address Information or Search Costs, Performance Uncertainties, Organizational Practice or Customs, as well as contributing to efforts by others to overcome Hidden Costs and Asymmetric Information and Opportunism.

For instance, scaled field placements reduce the time that large-scale decision makers and decision influencers must spend looking for and confirming the performance of EE measures – as first-hand experience eliminates these needs.

- d. Expected outcomes – Scaled field placements will contribute to increased measure awareness, market knowledge and reduced performance uncertainties for ETP stakeholders and large-scale customer decision

**2009–2011 Energy Efficiency Programs
SoCalGas SW Emerging Technologies
Program Implementation Plan**

makers and decision influencers. This will lead to changes in organizational practices and customs that may otherwise limit EE measure procurement and application.

Scaled field placements can also contribute to a market tipping point, in which an influential buyer or decision maker responsible for large volume purchase decides to specify the EE measure – thus creating a spike in market demand and exposure for many people who experience the measure once it is implemented. Over time, scaled field placements may support increasing use of measures by customers, aiding EE programs in achieving energy and demand savings targets, and meeting long term CLTEESP and policy objectives.

3. Demonstration Showcases

- a. Description - These possibly large-scale projects will expose measures to various stakeholders utilizing *in situ*, real-world applications and installations. Monitoring activities on demonstration showcases will be determined as appropriate. For instance, a demonstration showcase for ZNE residential or commercial new construction or for a ZNE existing building could take a form similar to projects performed as part of the Advanced Customer Technology Test for Maximum Energy Efficiency (ACT2) project in California 1990, creating broad public and technical community exposure. The actual number of viewers exposed to the showcase will depend on the technologies being demonstrated, market segment and other variables.

Key attributes of a demonstration showcase is that it is open to the public or to an interest group (for example, a super low energy data center that is open to data center industry professionals), that many viewers are encouraged to visit, and that it may highlight a systems approach rather than an individual measure (this last point is optional, as in the case of the previously cited LED lighting showcase).

**2009–2011 Energy Efficiency Programs
SoCalGas SW Emerging Technologies
Program Implementation Plan**

- b. Rationale – Demonstration showcases provide a unique opportunity for measures and systems to receive broad exposure, and for numerous visitors to “kick the tires” or at least experience the measure in an informal, real-world setting.

The combination of large numbers of customers and other stakeholders experiencing the measure, with the opportunity to return to the showcase with friends, family, and professional associates, creates a powerful “conversion” experience that enhances diffusion and market penetration. Note that this is very different from the experience of being marketed to or being sold the measure in a purchasing environment.

- c. Barriers addressed – Demonstration showcases address Information or Search Costs, Performance Uncertainties, Organizational Practice or Customs, as well as contributing to efforts by others to overcome Hidden Costs and Asymmetric Information and Opportunism.

For instance, demonstration showcases reduce the time that IOU customers must spend looking for and confirming the performance of EE measures – either directly when the customer visits the demonstration showcase site, or indirectly, when the customer receives educational or marketing material through word of mouth or EE channels.

Similarly, in-person exposure, word-of-mouth, media or ETP / EE communications on demonstration showcase features, performance, and impressions will assist representatives of companies, departments, and governmental entities in gauging EE measures’ actual performance thereby breaking down barriers to proactive implementation.

- d. Expected outcomes – Demonstration showcases will contribute to increased measure awareness, market knowledge and reduced performance uncertainties for ETP stakeholders and IOU customers. This will lead to changes in organizational practices and customs that may otherwise limit EE measure procurement and application.

**2009–2011 Energy Efficiency Programs
SoCalGas SW Emerging Technologies
Program Implementation Plan**

Demonstration showcases, like scaled field placements, can contribute to a market tipping point, in which one or more influential “connectors” or “mavens” experiences and recommends the EE measure to many friends and colleagues – thus creating a spike in market demand and exposure for many more people who experience the measure once it is implemented. Over time, they will support increasing use of measures by customers, aiding EE programs in achieving energy and demand savings targets, and meeting long term CLTEESP and policy objective.

4. Market and Behavioral Studies

- a. Description – These projects involve targeted research on customer behavior, decision making, and market behavior to gain a qualitative and quantitative understanding of customer perceptions, customer acceptance of new measures, and market readiness and potential for new measures.

Studies may involve primary research such as studies of potential measure impacts and barriers, market segment needs and gaps, technology performance gaps, pre-studies to qualify potential measures and sites for scaled field placements and demonstration showcases, measure usability studies, long-term market potential studies for the ETP, and the like.

Specific examples of primary market and behavioral research could include:

- user feedback gathered on high-efficiency HVAC units at big-box stores
- ethnographic studies to see how automated building system diagnostic applications would fit into daily operations at customer site
- lab-based observational studies of user behavior while using LED task lighting under controlled conditions
- usability studies for home energy monitoring and control systems

**2009–2011 Energy Efficiency Programs
SoCalGas SW Emerging Technologies
Program Implementation Plan**

- survey-based discrete choice analysis of features that customers prefer in high-efficiency appliances or industrial process controls.

Studies may also include secondary research based on the wealth of studies being conducted in the rapidly growing energy behavior field.

- b. Rationale - Measure adoption is often impacted by customer/market perception and acceptance. Market and behavioral analysis may identify potential barriers to adoption early in the process. Results can provide crucial insights at multiple points in technology development, assessment justification, and transfer to and deployment by EE programs. Additionally, market and behavioral studies may be executed independently of a specific measure where this information is valuable to identify new markets or segment opportunities, or to advance one or more of the ETP objectives in other ways.
- c. Barriers addressed – Market and behavioral studies address Information or Search Costs, Performance Uncertainties, Organizational Practice or Customs, as well as contributing to efforts by others to overcome Hidden Costs and Asymmetric Information and Opportunism.

For instance, market and behavioral study reports reduce the time that IOU customers must spend looking for and confirming the human factors performance aspects of EE measures – either directly when the customer reads the ETP report, or indirectly, when the customer receives educational or marketing material through EE channels based on ETP market and behavioral study findings.

Similarly, ETP communications about market and behavioral studies for measures that are being transferred or have been transferred to EE programs will assist companies, departments, and governmental entities in understanding EE measures' actual performance, including human factors, breaking down barriers to proactive implementation. They can also help product developers and manufacturers identify and target unmet

**2009–2011 Energy Efficiency Programs
SoCalGas SW Emerging Technologies
Program Implementation Plan**

customer needs, thus enabling development and deployment of new or better products.

d. Expected outcomes – Market and behavioral studies will contribute to increased measure awareness, market knowledge and reduced performance uncertainties for ETP stakeholders and IOU customers. This will lead to changes in organizational practices and customs that may otherwise limit EE measure procurement and application.

Market and behavioral studies will also contribute to increased and improved technology supply leading to further reductions in market barriers, increased intent to purchase/employ measures, and more EE rebates issued. Over time, they will support increasing use of measures by customers, aiding EE programs in achieving energy and demand savings targets, and meeting long term CLTEESP and policy objectives.

5. Technology Development Support

- a. Description - The ETP will look for targeted opportunities to support energy efficiency product development. Product development is the process of taking an early-stage technology or concept and transforming it into a saleable product. (Early-stage technologies are often the output of R&D work, hence product development bridges the gap between R&D and the market.)
- b. Rationale - Product development is best performed by private industry. There are opportunities, however, where the IOUs are well qualified or in a strong position to undertake very targeted, cost-effective activities which provide value in support of private industry product development efforts. (Examples of activities may include providing customer contacts for field evaluations, making lab testing facilities available to companies without this capability, or developing standard testing protocols. See Section 5, Goal #2, Objective 2.1 for a complete description of potential opportunities.)

**2009–2011 Energy Efficiency Programs
SoCalGas SW Emerging Technologies
Program Implementation Plan**

California has a vested interest in seeing EE products create positive impressions on consumers in the areas of performance and quality, as consumers may project a poor experience with one EE measure onto other EE measures. Technology development support can aid these efforts.

As private industry is generally best positioned to perform product development, it is important during the screening process to establish the incremental value-added of these ETP activities for these opportunities. Attributes of potential opportunities which would lead to ET / IOU efforts being most necessary, cost-effective, and/or impactful are as follows:

- Opportunity involves issuing rebates or setting rebate program requirements.
 - Opportunity involves a cost (capital, labor, or expense), the resulting benefit of which would be shared by multiple stakeholders. (Example: making certain expensive pieces of equipment available to test targeted technologies in development by small companies.)
 - Opportunity involves an investment of funds or resources, said investment being justified from the perspective of the ET mission, but being unattractive when viewed by a single technology developer. (Example: developing a mid-efficiency water heater protocol.)
 - Opportunity involves knowledge, equipment, information, or facilities that are very specific to the business of the IOU and may not be easily attainable by private industry without the IOU help. (Example: non-private IOU customer data.)
- c. Barriers addressed – Technology development support focuses primarily on Product or Service Unavailability. It also helps overcome Organizational Practices or Customs by guiding a new measure to market that is tailored to specific segment or business needs. Finally, it may address Hidden Costs, a secondary market barrier for ETP, by assisting in

**2009–2011 Energy Efficiency Programs
SoCalGas SW Emerging Technologies
Program Implementation Plan**

development of a measure that minimizes maintenance or installation costs that would otherwise hamper adoption.

- d. Expected outcomes – Technology development support will contribute to increased readiness and availability of EE measures for customers and EE program managers and reduced uncertainties for program participants. It also contributes to engagement in product development decision-making by ETP stakeholders and large-scale customer decision makers and decision influencers. This will lead to changes in organizational practices and customs and can lead to reduced maintenance and installation costs that may otherwise limit EE measure procurement and application.

The increased and improved technology supply due to technology development support will also lead to further reductions in market barriers, increased intent to purchase/employ measures and more EE rebates issued. Over time, this will support increasing use of measures by customers, aiding EE programs in achieving energy and demand savings targets, and meeting long term CLTEESP and policy objectives.

6. Business Incubation Support

- a. Definition – TRIO (Technology Resource Incubator Outreach) is a statewide program that focuses on providing training and networking for entrepreneurs and companies providing energy saving technologies.
- b. Rationale - During a solicitation process review by the PRG in late 2006 it was mentioned that the utilities need to generate new innovative program ideas “through more outreach and non-traditional methods.” In response to this request, more outreach was conducted via investor forums,

**2009–2011 Energy Efficiency Programs
SoCalGas SW Emerging Technologies
Program Implementation Plan**

university settings, and solicited abstracts that did make the proposal stage in SCE's IDEEA¹ program.

Venture capitalists (VCs) were notified of the potential TRIO program and were very interested in technologies that had a utility interest. The VCs were interested in learning how to do business with the utilities, what the utilities expected from entrepreneurs, how to utilize the utility emerging technologies department, and how to go about getting a purchase order with an IOU.

From this research the IOUs concluded that more outreach and non-traditional methods to generate new ideas could be generated by providing training workshops and mentoring on participating in IOU programs and the EE business environment. Significant screening activity will be done by IOUs to decide which entrepreneurs and companies will be provided with this training and networking assistance.

TRIO is designed to accelerate the successful development of technologies through an array of engineering support, resources and services, developed and orchestrated by TRIO and offered both in the incubator and through its network of contacts. There will be significant coordination with existing clean tech programs (such as the California Clean Tech Open and various cleantech business clusters) throughout California.

- c. Barriers addressed - Business incubation support focuses primarily on Product or Service Unavailability. It supports and accelerates market

¹ The IDEEA solicitation process, an SCE third party program strategy, is a comprehensive and multi-faceted approach that draws from the skill, experience, and creativity of the energy efficiency community. The process is designed to help uncover newer methods or program designs for capturing cost effective energy savings and demand reduction for both the short and long-term.

**2009–2011 Energy Efficiency Programs
SoCalGas SW Emerging Technologies
Program Implementation Plan**

introduction for new measures (increased technology supply), and a particular form of Information and Search Costs for businesses seeking to obtain recognition in IOU incentive and educational programs as part of their business model. It also helps overcome Organizational Practices or Customs by guiding new measures to market that are tailored to specific segment or business needs.

- d. Expected outcome – Business incubation support will engender improved understanding of utility programs as well as of technology and business performance and market requirements for small entrepreneurs or large enterprises seeking to develop and/or introduce new EE measures successfully into the market. It will reduce uncertainties for program participants, increase the readiness and availability of EE measures, and increase participation in SCE’s IDEEA program as well as IOU sponsored innovative 3rd Party programs.

Business incubation support will also contribute to increased and improved technology supply over the mid- and long-term, leading to reductions in other market barriers, increased intent to purchase / employ measures, and more EE rebates issued. Over time, it will support increasing use of measures by customers, aiding EE programs in achieving energy and demand savings targets, and meeting long term CLTEESP and policy objectives.

b) Advancing Strategic Plan goals and objectives:

The ETP fully supports the goals, strategies and near-term plans of the CLTEESP. The tables included as Appendix 1 summarize how ETP Objectives and Action Strategies contribute to fulfillment of the CLTEESP near-term action steps toward the Plan’s longer term goals.

One key step that the IOUs are taking to support the goals, strategies and near-term plans of the CLTEESP is to define ETP Goal 3 as support for the CLTEESP Big and Bold goals and related solutions, blending market demand

**2009–2011 Energy Efficiency Programs
SoCalGas SW Emerging Technologies
Program Implementation Plan**

and technology supply approaches to move the relevant suites of measures needed to attain the Big and Bold goals and related solutions more quickly. ETP Goal 3 is elaborated in Section 5 below.

Another key step that the IOUs are taking to increase ETP impact in support of the CLTEESP is strengthening the linkages and feedback loops between ETP and other EE programs, as well as with leading market actors, to help advance development and implementation of new measures that support the CLTEESP goals and strategies for Research and Technology, the Big, Bold EE initiatives, and related solutions such as advanced lighting measures.

These linkages and feedback loops incorporate key EE, IDSM, and other IOU competencies such as EM&V, market research, behavioral, and potential studies, marketing, training, and regulatory support to ensure the deployment of new measures supporting the CLTEESP will receive the full benefits of the IOUs' enterprise-wide resources.

The ETP organizational linkages and feedback loops will ensure a more cohesive approach to delivery of ET products that in turn will lead to greater success in measure introduction, market adoption, and the overarching goal of energy savings. These linkages and feedback loops are described further in Section 6 below.

**2009–2011 Energy Efficiency Programs
SoCalGas SW Emerging Technologies
Program Implementation Plan**

5. Program Goals, Objectives & Action Strategies

ETP operations will apply the six core program elements described in Section 4 to achieve the ETP Goals, Objectives, and Action Strategies.

- ETP Element 1 - Technology Assessments
- ETP Element 2 - Scaled Field Placements
- ETP Element 3 - Demonstration Showcases
- ETP Element 4 - Market and Behavioral Studies
- ETP Element 5 - Technology Development Support
- ETP Element 6 - Business Incubation Support

Each ETP element corresponds to one or more Program Objectives, and each Program Objective supports one of the three ETP Goals.

In high-level terms, the ETP Goals are to increase adoption of measures (market demand), to increase measure supply (technology supply), and to advance CLTEESP Big and Bold goals and related integrated energy solutions.

These approaches are complementary and reinforce each other by helping new measures become available in the market and gain stronger market traction sooner than otherwise possible. Collectively, they contribute with other EE programs and with interventions by non-utility market actors to market transformation efforts aimed at increasing the adoption of EE measures in California, nationwide and internationally.

Actions that increase market demand (ETP Goal 1) make developing and launching new measures less expensive, less risky, and generally more attractive to manufacturers and vendors seeking to increase sales and profitability. This increased market demand inherently drives increased technology supply.

**2009–2011 Energy Efficiency Programs
SoCalGas SW Emerging Technologies
Program Implementation Plan**

Actions that increase technology supply by resulting in more high-quality EE measures in the market (ETP Goal 2) encourage existing entrepreneurs and attract new ones to form or join enterprises in the EE market. These actions also attract progressive policy makers, consumers seeking financial and intangible benefits, and investors and others willing to fund innovative measures. This increased technology supply inherently drives increased market demand.

Actions supporting CLTEESP Big and Bold goals and related solutions (ETP Goal 3) combine market demand and technology supply approaches. All actors involved in creating technology supply and market demand benefit from interventions by the ETP and complementary efforts.

ETP Goal #1: Contribute to EE/DR market transformation efforts by accelerating stakeholder adoption of measures through transfer of available ETP measures into IOU EE programs or through other implementation channels. The focus of this Goal is increased market demand.

Objective 1.1: During 2009–11 funding cycle, assess 20 EE measures, including integrated demand-side management (IDSMS) measures as defined by the EE Policy Manual².

Action Strategy 1.1.1a: Scan a wide variety of sources for measures that could help IOUs meet customer needs and achieve energy

² ETP assessments are expected to complete in or before the fourth year after the year in which the assessment is initiated. This window may go well beyond the 2009-11 funding cycle, especially for ETP assessments initiated in 2011. 2009-2011 funding cycle expenditures will occur throughout the project, meaning that some ETP expenditures could extend through 2015.

**2009–2011 Energy Efficiency Programs
SoCalGas SW Emerging Technologies
Program Implementation Plan**

savings, demand reduction, and other IDSM targets. Following are representative measures for ETP scanning in 2009-2011.

Water Heating

High efficiency residential WH
High efficiency commercial WH
Hydronic Loop Control Systems
Advanced Water Heater & Boiler Controls

HVAC

Condensing Furnaces
Diagnostics
Adiabatic cooling
Advanced Hydronic Heating
Natural gas driven heat pumps
Mid-efficiency furnaces
Solar-assisted space heating

Other

Industrial process technologies
Super Boiler
Advanced Food Service Equipment
Thermosorber System applications
Energy Management Systems (all sectors including residential)
AMI/HAN integrated technologies impacting natural gas use
Low grade Waste Heat Recovery to Power
Warm Mix Asphalt demonstrations

**2009–2011 Energy Efficiency Programs
SoCalGas SW Emerging Technologies
Program Implementation Plan**

Action Strategy 1.1.1b: Request the results from the 2008 internal US Dept. of Energy (DOE) assessment of priorities for DOE support of HVAC technologies as part of the scanning efforts. The Statewide HVAC Technologies and System Diagnostics sub-program outlines a process around HVAC program design, technology assessment, ETP, and codes & standards. The framework includes an HVAC Leadership Task Force, the IOU HVAC Management Steering Technology that includes participation from HVAC program/ETP/Codes & Standards managers, and the Western Cooling Efficiency Center (WCEC).

Action Strategy 1.1.1c: Coordinate with statewide initiatives (including the national laboratories, state regulatory organizations, and other key stakeholders) to receive input to the scanning process.

Outputs for Action Strategy 1.1.1: ET scanning will provide broad technology and market knowledge as a precursor to the ETP screening process.

Action Strategy 1.1.2: Execute a screening process for assessment candidates designed to ensure that the ET team most effectively focuses its time and resources on measures. Utilize the Statewide HVAC Program initiative as a resource for providing information utilized in the screening process.

Outputs for Action Strategy 1.1.2: The ET screening process will produce a list of scored, approved, and funded measures for assessment. Ideas that pass the screening criteria will proceed to the next step of the ET process (Action Strategy 1.1.3)

Action Strategy 1.1.3: Conduct ET assessments to evaluate performance uncertainties and/or other attributes potential effectiveness / impact in reducing energy consumption and peak demand of new and/or underutilized measures.

**2009–2011 Energy Efficiency Programs
SoCalGas SW Emerging Technologies
Program Implementation Plan**

Outputs for Action Strategy 1.1.3: The ETP will produce a report describing results and conclusions from each ETP assessment. Ideas that pass the assessment criteria will proceed to the next step of the ET process (Action Strategy 1.2)

Action Strategy 1.1.4: Develop and maintain a project tracking database containing the variables and attributes to be tracked by all ETCC programs statewide, and data will be reported to the CPUC on a regular basis. The naming convention shown in Appendix 3 will be used by all parties for tracking assessments.

Outputs for Action Strategy 1.1.4: The ETP will update the CPUC database quarterly.

Action Strategy 1.1.5: Develop a user guide specifying information required for the ETP screening process for internal and external application to potential candidate measures for ETP assessment.

Outputs for Action Strategy 1.1.5: Within one year, the ETP will produce a user guide for the ETP screening process.

Action Strategy 1.1.6: Leverage testing capability to support technology assessments at IOU Testing Laboratories.

Outputs for Action Strategy 1.1.6: ETP will co-fund testing of specific emerging technologies at IOU test facilities. This shall include testing of net zero energy strategies. The IOU test facilities will have sufficient technical capability and intellectual capital to assess technologies.

Action Strategy 1.1.7: The Emerging Technologies Coordinating Council (ETCC) will host input sessions to promote exchange of knowledge, perspectives and ideas two times per year. Like the ET Summit, these sessions will be organized by the ETCC and will be

**2009–2011 Energy Efficiency Programs
SoCalGas SW Emerging Technologies
Program Implementation Plan**

separate from quarterly ETCC business meetings. Increased access to ideas from outside organizations and entities will help the ETP maximize innovation and energy savings.

Outputs for Action Strategy 1.1.7: Minutes capturing assessment suggestions will be recorded for each session and used as an input to the scanning process.

Objective 1.2: During the 2009–2011 funding cycle, transfer 5 measures from the ETP into the EE programs, with the goal of producing energy savings and/or demand reduction.

Transfers may include measures from assessments initiated or completed in previous ETP cycles as well as those from the current 2009-11 program cycle.

Action Strategy 1.2.1: Evaluate program activity to assess the market acceptance one year, two years, and potentially three years after the launch of a measure transferred from ET. Review these findings with EE Program staff regarding potential improvement to both ET and EE program activities.

Output for Action Strategy 1.2.1: The ETP will track EE program activity for measures assessed in the ET program.

Action Strategy 1.2.2: The ETP will provide information to internal stakeholders from assessments that could help IOU's IDSM resource acquisition programs create new measures, or revise/integrate existing measures, that increase energy savings in a variety of market sectors. Specific activities will include ensuring final reports are distributed and made available, discussing results with EE program managers and IDSM clients, and assisting with communications and program documentation, as needed.

**2009–2011 Energy Efficiency Programs
SoCalGas SW Emerging Technologies
Program Implementation Plan**

Output for Action Strategy 1.2.2: Internal stakeholders will receive ETP final reports, discussion of ETP results, and other communication and documentation when relevant.

Action Strategy 1.2.3: Communicate information on high potential ET assessment findings to external stakeholders. Consult with internal and external partners to determine appropriate outreach activities for select specific measures. Possible outreach activities include:

- Post reports and results on the ETCC website.
- Debrief assessments partners on findings through a meeting, memo, or podcast.
- Execute public relations efforts, such as development and dissemination of press releases and articles for trade publications.
- Present findings at industry and community meetings/conferences, with a focus on promoting IDSM efforts.
- Submit articles to industry publications.
- Provide technical information to, and support information dissemination by the energy centers operated by each of the IOUs.
- Meet with market actors, including technology owners, manufacturers, allies, channel partners, trade association members, utilities, investors, and technology developers.
- Utilize the bi-annual ET Summit Conference as a forum to communicate assessment results.

Output for Action Strategy 1.2.3: The ETP will post reports and results on the ETCC web site (<http://www.etcc-ca.com>) when the results/findings are appropriate for external dissemination. Due to high tracking costs, some line item outreach activities in Action Strategy 1.2.3 are not mentioned here.

**2009–2011 Energy Efficiency Programs
SoCalGas SW Emerging Technologies
Program Implementation Plan**

Action Strategy 1.2.4: Proactively serve as subject matter experts and advisors to EE and IDSM program managers. Support transfer and development of EE measures based on assessments and market and behavioral studies. Coordinate with EE programs and other IOU resources needed for successful EE measure roll-out.

Output for Action Strategy 1.2.4: Increased EE program manager knowledge and understanding.

Objective 1.3: Conduct at least three scaled field placements during the program period to increase market understanding³ and traction for new and underutilized measures⁴.

Action Strategy 1.3.1: Scan a wide variety of sources for measures for scaled field placements that could help IOUs to increase market understanding and traction for new and underutilized measures.

Outputs for Action Strategy 1.3.1: ET scanning will provide broad technology and market knowledge as a precursor to the ETP screening process to identify opportunities for scaled field placements.

³ It should be noted that unlike assessments, the primary information dissemination mechanism for scaled field placements is first hand experience utilizing the measure.

⁴ ETP scaled field placements are expected to complete in or before the fourth year after the year in which the scaled field placement is initiated. Therefore, expenditures for scaled field placements initiated and funded for the 2009-11 program cycle may be incurred through 2015.

**2009–2011 Energy Efficiency Programs
SoCalGas SW Emerging Technologies
Program Implementation Plan**

Action Strategy 1.3.2: Execute a screening process for scaled field placements candidates designed to ensure that the ET team focuses its time and resources on measures most effectively.

Outputs for Action Strategy 1.3.2: The ET screening process will produce a list of scored, approved, and funded measures for scaled field placements. Ideas that pass the screening criteria will proceed to the next step of the ET process (Action Strategy 1.3.3)

Action Strategy 1.3.3: Conduct scaled field placements to increase market acceptance and traction for new and underutilized measures⁵.

Output for Action Strategy 1.3.3: At a minimum, the following data will be tracked for each scaled field placement: documents supporting the funding decision, number of measures installed, and EE program activity for programs where the installed measures would qualify.

Action Strategy 1.3.4 Evaluate program activity to assess the market acceptance at one year and two years, and potentially at three years after the launch of a scaled field placement. Review these findings with EE Program staff regarding potential improvement to both ET and EE program activities.

Output for Action Strategy 1.3.4: The ETP will track EE program activity for EE measures utilized in scaled field placements.

⁵ Note: measures in scaled field placements will almost exclusively be measures already included in EE programs.

**2009–2011 Energy Efficiency Programs
SoCalGas SW Emerging Technologies
Program Implementation Plan**

Objective 1.4: Develop two IOU demonstration showcases to expose stakeholders to the performance of measures. Highlight real-world applications and installations for market actors and end users^{6,7}.

Action Strategy 1.4.1: Scan a wide variety of sources for measures for demonstration showcases that could expose technology to various stakeholders and demonstrate technology performance and applicability in real world applications.

Outputs for Action Strategy 1.4.1: ET scanning will provide broad technology and market knowledge as a precursor to the ETP screening process to identify opportunities for demonstration showcases.

Action Strategy 1.4.2: Execute a screening process for demonstration showcases candidates designed to ensure that the ET team most effectively focuses its time and resources on measures.

Outputs for Action Strategy 1.4.2: The ET screening process will produce a list of scored, approved, and funded measures for demonstration showcases. Ideas that pass the screening criteria will proceed to the next step of the ET process (Action Strategy 1.4.3)

⁶ It should be noted that unlike assessments, the primary information dissemination mechanism for demonstration showcases is first hand exposure to the measure.

⁷ ETP Demonstration Showcases are expected to complete in or before the fourth year after the year in which the Demonstration Showcase is initiated. Therefore expenditures for demonstration showcases initiated and funded for the 2009-11 program cycle may be incurred through 2015.

**2009–2011 Energy Efficiency Programs
SoCalGas SW Emerging Technologies
Program Implementation Plan**

Action Strategy 1.4.3: Conduct demonstration showcases to expose technology to various stakeholders and to demonstrate technology performance and applicability in real world applications.

Output for Action Strategy 1.4.3: At a minimum, the following data will be tracked for each demonstration showcase: documents supporting the funding decision, location of installed measures, and any available data regarding people who viewed/attended/participated.

Objective 1.5: Market and Behavioral Studies: Perform targeted studies of customer behavior, decision making, and market behavior to gain understanding of customer/market perception and acceptance, and to identify potential barriers to measure adoption.

Action Strategy 1.5.1: Perform primary IDSM related market and behavioral studies to enhance market intelligence of customer needs and “decision triggers” to improve acceptance of new or underutilized energy efficiency technology.

Output for Action Strategy 1.5.1: All market and behavioral studies will be captured in a final report.

Action Strategy 1.5.2: Review and analyze secondary research as found, for example, from IOU subscription market research services such as E Source and Energy Insights, and from such organizations as Energy Information Administration, National Technical Information Services, and CALMAC, as well as in reports such as the Residential Appliance Saturation Survey and Commercial End-Use Survey.

Output for Action Strategy 1.5.2: Secondary research findings will be captured in a final report.

Action Strategy 1.5.3: Complete one or more of the following types of studies.

**2009–2011 Energy Efficiency Programs
SoCalGas SW Emerging Technologies
Program Implementation Plan**

- Perform market research studies to assess the potential impact of and barriers to implementation of proposed measures.
- Investigate specific technology gaps for a given market segment.
- Conduct an Energy Technologies/ RD&D gap analysis for agricultural EE as included in the CLTEESP. Identify and prioritize needed RD&D/ET projects.
- Perform customer research to assess the need for and optimal design of scaled field placements and demonstration showcases
- Perform usability studies to assess how easily customers can adapt to and benefit from new measures. For instance, in-home monitoring and display technologies.
- Perform a scoping study of the overall long-term market potential for Emerging Technologies
- Perform customer research to identify approaches to making new measures more attractive and “sticky” for customers
- Perform customer research on the potential impact of social network software and other behavioral tools in expanding the impact of EE programs
- Perform market research to identify approaches for accelerating the pace of deployment of new EE and IDSM measures and programs.

Output for Action Strategy 1.5.3: Produce reports summarizing study findings.

Action Strategy 1.5.4: Disseminate market and behavioral reports.

Output for Action Strategy 1.5.4: Post all market and behavioral reports on ETCC web site, where results/findings are appropriate for dissemination.

**2009–2011 Energy Efficiency Programs
SoCalGas SW Emerging Technologies
Program Implementation Plan**

ETP Goal #2: Contribute to EE/DR market transformation efforts by assisting technology developers and manufacturers to create technology supply with respect to emerging technologies, including supply for the Big Bold Initiatives described in ETP Goal 3 below, thereby increasing the number of EE measures that are available for adoption. The focus of this Goal is increased technology supply.

Objective 2.1: Technology Development Support – During the three-year program period, the ETP will screen, select, and implement two targeted technology development support projects to benefit EE product development.

Action Strategy 2.1.1: Identify targeted opportunities to develop forward looking product specifications which could be used by a multitude of product developers. This effort could be most effective if the opportunity exists to tie future rebates or other incentives to the specifications. This may include development of an open source or proprietary product specification for entrepreneurs to build to – possibly with incentives. This may also contribute to competitions to develop new product concepts/meet specifications (golden or platinum carrot).

Output for Action Strategy 2.1.1: Produce open source or proprietary specifications.

Action Strategy 2.1.2: Look for targeted opportunities to establish product baseline performance levels. As an independent entity, the utilities may be in a position to establish baseline performance levels. This baseline information would serve as an input to product development efforts. Often, it is expensive and time consuming for developers to establish baseline performance in a product segment.

Output for Action Strategy 2.1.2: Distribute baseline performance level reports to targeted product developers and partner entities.

**2009–2011 Energy Efficiency Programs
SoCalGas SW Emerging Technologies
Program Implementation Plan**

Action Strategy 2.1.3: Look for targeted opportunities to develop standard test protocols for energy efficient products, in support of statewide Codes & Standards Program.

Output for Action Strategy 2.1.3: Develop and disseminate standard EE product test protocols in conjunction with statewide Codes & Standards Program.

Action strategy 2.1.4: Look for targeted opportunities to provide customer contacts for testing and focus groups. Utilities may be in a unique position to help connect product developers with customers willing to participate in field tests of measures and provide feedback.

Output for Action Strategy 2.1.4: A list of customers who agreed to have their contact information shared with a technology developer.

Action strategy 2.1.5: Look for targeted opportunities to conduct market or behavioral studies and otherwise provide and/or collect market intelligence. Utilities may have access to or the ability to collect market intelligence that would help justify product development investment and guide product development targets.

Output for Action Strategy 2.1.5: Any market or behavioral studies will be captured in a final report.

Action strategy 2.1.6: Look for targeted opportunities to make expertise/knowledgeable personnel available as resources to product developers. Utilities may be in a position to advise on certain subject matter.

Output for Action Strategy 2.1.6: Produce an activity report for time charges incurred by ETP while providing support to product developers.

**2009–2011 Energy Efficiency Programs
SoCalGas SW Emerging Technologies
Program Implementation Plan**

Action Strategy 2.1.7: Look for targeted opportunities to make testing facilities and/or other infrastructure available to multiple product developers. Utilities may be in a position to facilitate the sharing of capital intensive testing facilities or other infrastructure across parties developing energy efficient products. Often, these resources serve as a barrier to product development or as a barrier to product quality and performance success.

Output for Action Strategy 2.1.7: Produce an activity report for testing and other infrastructure support provided to product developers

Objective 2.2: Collaborate with and leverage the effort of the other IOU's to incubate businesses developing or selling EE measures. The Technology Resource Incubator Outreach Program (TRIO) is a statewide program focused on providing training and networking for entrepreneurs and companies providing energy saving technologies. This will include providing training workshops and mentoring on participating in IOU programs and the EE business environment. There is significant screening activity to decide which entrepreneurs and companies will be provided with this training and networking assistance.

As a sub-program component, more detailed information regarding the TRIO efforts are included in Section 8 of this PIP.

ETP Goal 3: Support achievement of the CLTEESP Big Bold Goals for Zero Net Energy New Residential Construction, Zero Net Energy New Commercial Construction, Zero Net Energy for Existing Buildings, HVAC Industry and Market Transformation, and related solutions such as advanced lighting measures, through programs and initiatives aimed at each.

As the CLTEESP is ubiquitous in the activities of the ETP, a significant portion of the efforts undertaken towards goals 1 and 2 will contribute towards goal 3.

**2009–2011 Energy Efficiency Programs
SoCalGas SW Emerging Technologies
Program Implementation Plan**

Objective 3.1: Collaborate and co-fund with the other IOU's to advance at least four innovative measures and/or strategies to support Zero Net Energy New Residential Construction, Zero Net Energy New Commercial Construction, Zero Net Energy for Existing Buildings, HVAC Industry and Market Transformation, and related solutions during 2009–2011.

Action Strategy 3.1.1: Scan, screen and execute ET projects in the areas of assessments, scaled field placements, demonstration showcases, market and behavioral studies, and/or technology development support to support Zero Net Energy New Residential Construction, Zero Net Energy New Commercial Construction, Zero Net Energy for Existing Buildings, HVAC Industry and Market Transformation, and related solutions during 2009-2011. (Projects in this action strategy will be considered to fulfill objectives in multiple Goals where relevant.)

Output for Action Strategy 3.1.1: Outputs for these projects would be as stated for the corresponding projects under Goals 1 and 2.

Objective 3.2: Leverage and co-fund technology testing at SCE Technology Test Centers focusing on measures that impact natural gas consumption. Technology Test Centers (TTC) is an SCE-only program which provides state-of-the-art testing facilities for conducting ETP projects and evaluating new technologies in support of the CLTEESP's Big Bold strategies.

The TTC will maintain testing capabilities to specifically address Big Bold residential ZNE and HVAC strategies. Lessons learned from residential ZNE may also be used to support the Big Bold commercial ZNE strategy. Additional important end uses, including lighting and refrigeration, will be the focus of distinct TTC test facilities.

As a sub-program component, more detailed information regarding the TTC efforts are included in Section 8 of this PIP.

**2009–2011 Energy Efficiency Programs
SoCalGas SW Emerging Technologies
Program Implementation Plan**

Objective 3.3: Leverage and co-fund activities at the PG&E Zero Net Energy Laboratory for measures that impact natural gas. PG&E will create a Zero Net Energy Laboratory resource for providing independent verification of the performance and energy savings of technologies with potential to help meet zero-net energy (ZNE) goals and support design of ZNE codes and standards.

Objective 3.4: Information exchange and collaborate with PG&E on Zero Net Energy Demonstration Home. PG&E will develop a Zero Net Energy Demonstration Home to create a resource for testing the performance of integrated ZNE measures, providing hands-on training, and fueling the imagination of market actors and end users. (See Section 8)

Section 5 Numerical Deliverables: The 2009-2011 ETP brings an expanded set of tools to the complex task of supporting CLTEESP goals (ETP Goal 3) while assisting EE and IDSM programs in achieving maximum impact (ETP Goals 1 and 2). As certain objectives involve activities that are new to the ETP, there is some degree of inherent uncertainty with regards to numerical deliverable levels. (An example of a numerical deliverable would be "Conduct XX scaled field placements.")

To account for this inherent uncertainty while allowing the use of numerical deliverables, the ETP may need to substitute additional assessments in place of other program deliverables if necessary in order to meet numerical deliverable levels described in this PIP. For instance, if projections for a demonstration showcase for Office of the Future change to be significantly more costly than anticipated, the ETP may substitute one or more technology assessments to assure a successful, timely, and cost-effective outcome from all objectives that contribute to the ETP Goals.

**2009–2011 Energy Efficiency Programs
SoCalGas SW Emerging Technologies
Program Implementation Plan**

6. Coordination and Integration

a) The following section describes how the program will be implemented with a focus on statewide IOU coordination efforts that will guide program implementation.

i) ETP Statewide Coordination

A key strength of the ETP is the value created through ongoing collaboration among the statewide IOUs. Continuing and enhancing this statewide collaboration will contribute to the successful accomplishment of the ETP goals and objectives.

1. Leveraging role of the Emerging Technologies Coordinating

Council (ETCC): The ETCC plays a central role in statewide ETP coordination. The ETCC membership consists of the IOUs, the CEC, and CPUC staff. During 2009-11, the ETCC will meet at least four times per year to coordinate activities, exchange information, and define new and enhanced collaboration strategies.

Discussion at ETCC business meetings may touch on privileged customer information, business strategic and operational details, and privileged manufacturer product details that are too sensitive to discuss in an open forum. For this reason, ETCC business meetings will not be open to the general public.

The ETCC also convenes sub-groups to address statewide ETP collaboration opportunities that require additional time beyond what is available during regular ETCC meetings. For instance, a standing lighting sub-group meets quarterly, and the ETCC will host an upcoming hot, dry air conditioner meeting with the Western Cooling Efficiency Center at UC Davis.

2. Collaboration with Municipal Utilities: As over 300 California municipal utilities launch or expand EE efforts, they are becoming

**2009–2011 Energy Efficiency Programs
SoCalGas SW Emerging Technologies
Program Implementation Plan**

increasingly aware of the need for and potential benefits of new and underutilized measures to meet EE program goals. The ETCC is responding by promoting coordination and information sharing between ETCC members and municipal utilities.

This collaboration will include sharing information and results connected with upcoming IOU and CEC market studies, measure assessments, and scaled field placement activities. The IOUs will also provide recommendations to municipal utilities that have their own ET programs or are considering launching ET efforts, and may encourage municipal utility ET program staff to attend quarterly ETCC meetings.

Due to the large number of munis, their geographical range and varying stages in EE program development, the ETCC will work with conveners such as the largest and most advanced munis (SMUD, LADWP, City of Palo Alto, etc.) and muni coordinating entities like the Northern California Power Agency and Southern California Public Power Authority.

3. Forums and Training: The ETCC will support the Incubation objective under ETP Goal 2 by holding quarterly training sessions for researchers to educate them about utility and investor perspectives, challenges, and needs.

4. Knowledge Sharing: On a strategic level, the statewide ETP is committed to developing and implement practices and tools to maximize collaboration and integration among the IOU ETPs. This will include comparing ETP local plans and identifying opportunities to reinforce and maximize statewide coordination and integration, keeping in mind the distinct resources, expertise, and customer base for each IOU.

5. Coordination with non-IOU entities: Finally, the statewide ETP will expand statewide ET projects and projects that leverage funding from non-IOU entities. The IOU ETPs will continue to identify and participate in

**2009–2011 Energy Efficiency Programs
SoCalGas SW Emerging Technologies
Program Implementation Plan**

collaborative projects that are co-funded by federal agencies or other large funders and that meet ETP criteria.

ii) Coordination with EE Resource & Non-Resource Programs

The ETP maintains crucial touch points with EE resource programs and many non-resource programs, which serve as key clients for the measures that ETP assesses and makes available for implementation. Coordination with these EE programs occurs throughout the ETP screening, selection, assessment, and transfer process.

1. Idea Generation Coordination: Ideas for new measures often come from EE program staff or through the professional networks of EE staff. At the screening stage, the ETP relies on input from EE program managers to score measures for assessment. EE program staff also play a key role in identification of host sites for field assessment projection, scaled field placements, and demonstration showcases. The transfer of new measures from the ETP into EE programs takes place through a close collaboration between the programs.

2. Feedback Loop with IOUs and M&V Community: In 2009-2011, the ETP will expand feedback loops with program staff and M&V consultants to increase the understanding by ETP and EE program staff of impacts from each new measure that has been transferred to EE programs, including those that do not achieve projected levels of market penetration, energy savings, or demand reduction.

This will take the form of an initial meeting 12 months after a measure is transferred from ETP to an EE program, with a second meeting one year later (24 months after transfer). An additional follow-up meeting will be scheduled three years after transfer as needed.

**2009–2011 Energy Efficiency Programs
SoCalGas SW Emerging Technologies
Program Implementation Plan**

iii) ETP Coordination with Crosscutting Programs (C&S, Statewide M&O, WE&T etc.)

The ETP has a history of productive connections with crosscutting programs including C&S and Energy Centers, and has successfully demonstrated that collaboration can maximize the impact achieved by all parties. In addition, SCE's TTC serves as a resource to ETP project managers, providing a unique venue to perform in-house testing of technologies to support ETP goals.

1. Assessment Synchronization: In 2009-11, ETP staff will hold regular conversations with C&S staff to exchange methods for estimating the impacts of new measures through analysis and testing. Where practical, the ETP will collaborate with C&S on measure assessments, and will seek to identify and transfer measures with potential to go directly from ETP to C&S.

2. Collaboration with Energy Centers: ETP will continue to grow its multi-faceted collaboration with Energy Centers, where new measures for potential assessment may be suggested by visitors or staff, where some assessments may be conducted in a controlled field environment, and where successful assessments are often showcased in exhibits that educate hundreds to thousands of interested customers.

3. Crosscutting Programs Coordination: .The Statewide Workforce Educational & Training (WET) and Statewide Marketing Education & Outreach (ME&O) programs will offer new coordination opportunities. ETP assessments and market and behavioral research may pinpoint marketing and education needs that these two crosscutting program can deliver. Conversely, these programs can identify opportunities for new or underutilized measures, and may find potential limitations in EE measures that lend themselves to action by ETP. For instance, a new type of fan that is featured in a WET program could elicit comments by contractors about installation or maintenance issues that the ETP can address or can relay to the product developer or manufacturer.

**2009–2011 Energy Efficiency Programs
SoCalGas SW Emerging Technologies
Program Implementation Plan**

4. Feedback Loop with Crosscutting Programs: As with EE Statewide and local programs, the ETP will expand feedback loops with crosscutting programs to increase the understanding by ETP and EE program staff of impacts from selected new measure that are relevant to the audiences, staff, and information gathering capabilities of the crosscutting programs.

iv) ETP Coordination with IDSM: ETP has long-standing and strong connections with energy efficiency and demand response (DR) programs, and is poised for broader IDSM integration. In 2009-2011, ETP will undertake a coordinated effort to support innovation in EE, DR, renewable and combined heat and power (CHP) programs. Among the many examples of this, ZNE new commercial construction, ZNE new residential construction, and ZNE for existing buildings stand out as opportunities to integrate on-site or neighborhood generation, co-generation, EE, and DR opportunities. Under the ETP demonstration showcases Objective 1.4 and Goal 3 described in Section 5 above, residential and commercial sites will be developed featuring integrated energy systems for proof of concept, technology and usability assessment, and market exposure.

ETP brings a strong aptitude for IDSM integration, since assessment results for lighting and HVAC control strategies are equally applicable to EE and DR programs. It is natural to expand an EPT assessment to investigate both options with relatively modest incremental effort compared to an assessment for just EE or DR. Several control strategies listed under Action Strategy 1.1.1 in Section 5 above can potentially be part of such an IDSM assessment.

Similarly, ETP has experience with EE – DR – on-site generation / cogeneration applications. For instance, ETP led efforts in 2007-08 to obtain a CPUC waiver of EE Policy Manual requirements that might have disallowed incentive payments for the SolarBee water treatment technology, which uses integral on-site solar electric generation to operate.

**2009–2011 Energy Efficiency Programs
SoCalGas SW Emerging Technologies
Program Implementation Plan**

Going forward, the EE Policy Manual should be revised to reflect a bias towards IDSM and to disambiguate issues like the one that raised questions about the SolarBee technology.

Finally, ETP IDSM coordination will benefit from the existing ETP network of partners described in Section 6.v. below and elsewhere in Section 6. The statewide IDSM PIP provides additional information on these issues.

The IOUs will coordinate program efforts with the local utility integration teams and the Statewide Integration Task Force to identify successful integration approaches and offerings, potential pilot programs and metrics.

v) ETP Coordination with External Organizations and Entities

Collaboration with external partners and allies plays an essential role in virtually all aspects of ETP operations, from screening and selecting measures for assessment, to performing assessments and scaled field placements, developing demonstration showcases, communicating ETP results, and transferring measures to the market through EE programs and other implementation channels.

- 1. Alliances External Organization:** To ensure successful coordination with the full range of external organizations and entities involved in developing new measures, ETP staff will receive explicit assignments and budgets for outreach and conference attendance to maintain a high level of awareness of research and development (R&D) activities across government, utilities, agricultural extension and university programs, and private industry, including selected proprietary efforts.

This interaction provides both ideas for new ETP measures and access by the ETP to propose new concepts or modifications to existing research that will result in measures for future ETP assessment and EE deployment. In this way, ETP uses its alliances with external R&D entities to leverage private

**2009–2011 Energy Efficiency Programs
SoCalGas SW Emerging Technologies
Program Implementation Plan**

industry and federally funded technology research and investment for the benefit of California ratepayers.

For instance, CEC PIER and The Watt Stopper, Inc. have provided valuable new measures to the ETP and have also been receptive partners, incorporating ideas from the ETP for their new measure R&D.

2. Codes and Standards Integration: When ETP has completed review of a measure, external organizations play a crucial role in disseminating the results before, during, and after the transfer of the measure to EE programs or other implementation channels. For instance, ETP collaborates with industry trade organizations, large tech companies, entrepreneurs, UC Berkeley Center for the Built Environment, consultants, and others on educational outreach for building envelope EE measures.

Another example is ETP work on HVAC measures that may go directly to building standards. In these cases, ETP supports the Statewide C&S program through at all stages of measure development and evaluation through alliances with the California Building Standards Commission, American Society of Heating, Refrigerating and Air Conditioning Engineers (ASHRAE) technical committee members to accelerate building design standards.

On lighting measures, ETP works with the US Department of Energy (DOE), Environmental Protection Agency (EPA), Illuminating Engineering Society of North America (IESNA), California Lighting Technology Center, California Energy Commission (CEC), including the CEC PIER program, and leading lighting manufacturers and consultants.

Finally, the ETP partners with TRIO, a new statewide program described in Section 8 below that helps bridge the gap between entrepreneurs, utilities, and the investment community.

**2009–2011 Energy Efficiency Programs
SoCalGas SW Emerging Technologies
Program Implementation Plan**

7. Marketing and Outreach/Education & Training

To maximize the benefits of its work, the ET Program delivers information in many forms to many different groups. (The primary means for the ETP to disseminate information is through EE programs, including the Energy Centers.)

Among these benefits, ETP communications on measures that are being transferred or have been transferred to EE programs will assist companies, departments, and governmental entities in understanding EE measures' actual performance, breaking down barriers to proactive implementation.

7.1 – Sharing of Information through ETCC: The ETP partners will continue to utilize the ETCC as a central medium for the delivery of ET information. The ETCC website (www.etcc-ca.com), provides an overview of the ET program, a database of ET program project reports and fact sheets, information on upcoming meetings, and information on hosting an ET project or proposing a measure for consideration.

7.2 – Distribution of Information through Other Sources: The ETCC website is just one of ways the ET program transfers information. Findings, results, and analyses are delivered to a variety of audiences through one or more of the following mechanisms:

- Providing technical information to Energy Centers run by each of the IOUs, supporting Energy Center information dissemination.
- Providing technical information to utility energy efficiency programs, supporting energy efficiency program information dissemination.
- Speaking opportunities with community organizations.
- Presenting open houses at ETP demonstration showcase sites for key stakeholders and the public at large.

**2009–2011 Energy Efficiency Programs
SoCalGas SW Emerging Technologies
Program Implementation Plan**

- Meetings and coordination with technology owners, manufacturers, allies, channel partners, trade association members, utilities, investors, and technology developers.
- Presentations at state, local, and national meetings and conferences.
- Analysis and design tools intended for utility energy efficiency program and product developers, technology owners and manufacturers, and others.
- Public relations efforts, such as development and dissemination of press releases, media kits, and articles for trade publications.
- Organizing and producing the bi-annual ET Summit Conference, a collaborative effort among the IOUs with the CEC PIER Program.

8. Sub-Program Components

a) The Emerging Technologies Program includes four sub-programs: the Technology Resource Incubator Outreach Program (TRIO), the Zero Net Energy Laboratory, the Zero Net Energy Demonstration Home, and the Technology Centers.

1. Technology Resource Incubator Outreach (TRIO) Program

TRIO is a statewide program that aims to draw a greater number of providers of desired, energy saving measures into the utility EE programs (and the IDEEA program, for Southern California Edison) by:

- Providing training workshops
- Energy efficiency “mentoring”
- Coordinating with existing clean tech programs (such as the California Clean Tech Open and various clean tech business clusters)

TRIO Goal 1: Contribute to the market transformation with efforts that accelerate the commercialization of energy efficient measures.

**2009–2011 Energy Efficiency Programs
SoCalGas SW Emerging Technologies
Program Implementation Plan**

TRIO Objective 1.1: Reach out to five universities, PIER, three investors, and other research organizations to solicit innovative EE concepts then screen those measures and bring them in as potential program participants.

Action Strategy 1.1.1: Select a sufficient number of promising measures within these organizations that meet the screening criteria for a utility EE program. This utility interest in a specific energy efficient measure will leverage investor participation.

Outputs for Action Strategy 1.1.1: Statewide team, with a representative from each IOU, will visit a range of different organizations per year. A handoff document will be generated for PIER specific technologies that have an energy efficient and demand response component.

Action Strategy 1.1.2: Score the selected measures with criteria that meet current EE requirements. An early score-based review of each measure will allow for incubation of measures that will meet program requirements in the future.

Outputs for Action Strategy 1.1.2: Due diligence questionnaire must be completed and reviewed by ET. After a pass/fail review by the ET engineer, the contact (entrepreneur, engineer, university student, or investor) of that due diligence questionnaire will attend the workshops listed in Goal 2.1

Action Strategy 1.1.3: Reach-out to investor deal flows to find potential energy efficient measures. Create a screening process for investors so they are aware of utility requirements for an energy efficient measure. Find out what technologies the market is demanding.

**2009–2011 Energy Efficiency Programs
SoCalGas SW Emerging Technologies
Program Implementation Plan**

Outputs for Action Strategy 1.1.3: Participate and hold round table meetings with investors.

TRIO Goal 2: Provide transparency of each IOU's demand side management rebate and incentive processes.

TRIO Objective 2.1: Provide one workshop per quarter, rotating among IOUs, on "how to" do business with utilities.

Action Strategy 2.1.1: These workshops are geared toward third party implementers and the requirements necessary to be awarded a purchase order by a utility. These workshops will educate the investor and technology communities on the requirements necessary for doing business with utilities.

These workshops will include the requirements of measure selection, DSM integration, technical documentation (i.e. E-3 calculator, DEER etc.), energy efficient and demand response definitions, and the California solar initiative. Investors, entrepreneurs, and manufacturers will become educated about what a utility qualifies as an EE and demand response measure. This qualification will make the measure more viable for investment purposes.

Output for Action Strategy 2.1.1: Quarterly education workshops rotating among the IOUs.

TRIO Objective 2.2: Review those of the abstracts submitted to SCE's IDEEA program that connect with natural gas consumption but are not developed to the appropriate stage for that program. In 2009-2011 SCE's IDEEA solicitation will remain competitive and will now be offered year round.

**2009–2011 Energy Efficiency Programs
SoCalGas SW Emerging Technologies
Program Implementation Plan**

This approach is consistent with the CPUC direction to conduct a competitive bid “for the purpose of soliciting innovative ideas and proposals for improved portfolio performance”.⁸ The competitive bid will target and promote the latest energy efficiency technologies throughout the 2009-2011 program years.

The technologies reviewed by the TRIO program will range from prototype to production. By reviewing technologies and educating entrepreneurs more measures can be adopted in all IOU programs.

Action Strategy 2.2.1: Participate in SCE’s IDEEA program solicitation process in order to assess the abstract evaluated as high potential for energy efficiency.

Outputs for Action Strategy 2.2.1: Review rejected abstracts, screened and accepted as appropriate

Action Strategy 2.2.2: Review SCE’s ETP and technology and testing center (TTC) portfolio to find potential candidates

Outputs for Action Strategy 2.2.2: Review of ETP and TTC portfolios to screen potential TRIO candidates

TRIO Coordination & Integration

(1) Statewide IOU coordination will include monthly meetings to discuss the workshops and roundtable. Each utility will designate a TRIO contact person to coordinate the workshops. Each workshop is held at a different

⁸ D. 05-01-055, Section 5.2.1, p. 94

**2009–2011 Energy Efficiency Programs
SoCalGas SW Emerging Technologies
Program Implementation Plan**

utility to support statewide participation. Each utility will manage its specific budgets. The criteria used to evaluate measures will be developed through a statewide ETP effort.

- (2) TRIO statewide coordination - There will be monthly meetings attended by all California IOUs to discuss workshops and roundtable with investors
- (3) TRIO coordination with EE Statewide and local programs - Meetings will be conducted and include program managers from Statewide and local programs to assist in reviewing innovative measures.
- (4) TRIO coordination with crosscutting - Workshops and roundtables will state the need for crosscutting programs. Any cross-cutting measure that comes to the TRIO program will be evaluated by cross-cutting program managers
- (5) TRIO coordination with IDSM - There will be DSM coordination during the workshops, educating the candidates about demand response, California solar initiative, and energy efficiency. Training materials will be created that include an explanation of how to incorporate DSM integration. The roundtables discussions will also include these materials.
- (6) TRIO Coordination with External Organizations and Entities - TRIO will invite PIER, CalCEF, Clean Tech Open, CalStart, and various universities to education workshops on how to do business with utilities. Workshops will be sponsored by each utility per quarter.

Example: SCE will have a workshop in September, PG&E will have a workshop in October, and SoCalGas will have a workshop in November. Venture capitalists and angel investors will be invited to quarterly roundtable meetings. In these roundtables, PIER will also be invited to discuss measures in their portfolio. There will be yearly measure showcases of the top three TRIO candidates. The audience will include Clean Tech Open representatives, university staff, investors and other opinion leaders.

**2009–2011 Energy Efficiency Programs
SoCalGas SW Emerging Technologies
Program Implementation Plan
TRIO Marketing & Outreach/Education & Training**

- (1) TRIO will provide monthly workshops for all stakeholders and quarterly roundtables with investors and government programs to provide education. TRIO will outreach by attending and judging innovative competitions at universities and Clean Tech Open. TRIO will also market the program in Entrepreneur magazine, Fast Company, and various innovative forums.
- (2) A statewide website will be developed for the Technology Resource Incubator Outreach program. This website will provide workshop and roundtable schedules for each utility. The TRIO website will also link to the ETCC website.

2. Zero Net Energy Laboratory

PG&E has proposed a Zero Net Energy Laboratory subprogram within the utility's ETP PIP. SoCalGas ETP will leverage and co-fund activities at the laboratory to gain information on technologies that could be utilized to achieve the zero energy goals.

Aware of the need for new technologies to meet California's ZNE goals for homes and commercial buildings, vendors are presenting a range of products designed to provide specific energy savings benefits. However, before incorporating such products into customer offerings, independent verification of performance and energy savings claims under a controlled laboratory setting are needed to avoid expending time, money, and resources on offerings that do not provide the expected energy savings and other customer benefits--and put customer satisfaction at risk.

Today, utilities lack a dedicated laboratory for examining the critical and often inter-related technologies and technology features that may make ZNE homes possible. Therefore, potential ZNE technologies would be verified through third parties—a scenario that raises several issues. At a minimum, contracting with

**2009–2011 Energy Efficiency Programs
SoCalGas SW Emerging Technologies
Program Implementation Plan**

third parties presents a significant administrative and time burden, slowing the availability of results. Second and more important, no single lab is equipped to specifically examine ZNE potential. As a result, findings could fail to shed light on technology shortcomings and recommendations for design improvements might be based on a limited understanding of the technology's full potential. Moreover, the labs are unable to identify and explore opportunities to achieve stronger performance through technology integration.

To accelerate and integrate ZNE technology evaluation and create more robust findings and design recommendations, PG&E proposes to expand its Applied Technology Services capabilities to include a laboratory dedicated to testing zero net energy products and technologies.

ZNE Lab Goal 1: Provide a cost- and time-effective means to identify technologies that may enable ZNE homes, commercial buildings, and communities.

ZNE Lab Objective 1.1: By 2011, make operational a ZNE lab for testing ZNE measures and the integration of ZNE measures.

Action Strategy 1.1.1: Co-fund and leverage PG&E's Applied Technology Services capabilities dedicated to testing ZNE measures. PG&E is planning that the lab includes these and other features that will help it achieve its mission:

- An office area, a conference room, and 3,000 square feet of open workspace
- A range of laboratory-grade evaluation equipment to allow testing and verification of ZNE measures needed to help homes and commercial buildings approach and achieve the ZNE targets

**2009–2011 Energy Efficiency Programs
SoCalGas SW Emerging Technologies
Program Implementation Plan**

- Specialized work areas to facilitate testing of integrated sets of products to illuminate the benefits possible through technology integration.
- Design flexibility—the ability to install solar collectors, envelope systems, fenestration, and green roofs—to enable PG&E to test and compare systems and provide climate responsive design to architects and engineers

Outputs for Action Strategy 1.1.1: An operational laboratory that will enable independent verification of ZNE technologies, helping IOUs and other partners focus on technologies with the greatest potential, thereby accelerating the development of ZNE buildings and reducing technology risks.

3. Zero Net Energy Demonstration Home

SoCalGas ETP will exchange information and collaborate with PG&E on the utility’s Zero Net Energy Demonstration Home as issues related to the consumption of natural gas are identified and potential project ideas are scoped.

Achieving California’s ambitious ZNE goal for new homes will require a host of innovations and a shift beyond the single technology approach into whole home solutions. To accomplish this, new technologies, a clear understanding of the evolving performance of integrated technologies, and real-world experience with technologies will be critical for future program successes.

Also needed are resources for education and training homeowners, builders, manufacturers, contractors and others about ZNE homes. These resources need to be sufficiently concrete to raise confidence in the collective ability to achieve the ZNE goal—and sufficiently stimulating enough to spark innovation in the market and market actors. Today, no such resource exists.

To address this need, the PG&E ETP, in collaboration with the SmartMeter, Zero Net Energy Pilot Program, and Demand Response teams, are proposing the ZNE Demonstration Home as a one-stop solution for the testing and demonstration of

**2009–2011 Energy Efficiency Programs
SoCalGas SW Emerging Technologies
Program Implementation Plan**

integrated ZNE measures, providing hands-on technical training, and fueling the imagination of market actors and end users alike. A modular design enables researchers to evaluate multiple versions of the same measure in a home-like setting.

ZNE Demo Home Goal 1: Provide a one-stop solution to test and demonstrate integrated ZNE measures, train technical partners and educate the community.

ZNE Demo Home Objective 1.1: By 2011, make operational a ZNE home for promoting the integration of ZNE measures.

Action Strategy 1.1.1: Build a ZNE Demonstration home equipped to allow integrated technology evaluation, training, and educational visits. Ensure that the Demo Home includes these unique features to enable these functions:

- **A modular design** to allow researchers to evaluate multiple versions of the same technology in a home-like setting.
- **Instrumentation** to create better understanding of how integrated sets of measures—such as energy efficiency equipment, integrated demand side management (IDSM) tools, renewable generation, and demand response (DR) strategies—perform together and lead to design recommendations to further improve technology.
- **A home area network (HAN)-enabled SMART Meter** to demonstrate the role of communications and control in achieving the ZNE goal.
- **Special events and public access** to the ZNE Home at designated times will showcase the ZNE concept and tools to key audiences, inspiring them to contribute to the market supply and demand needed to make ZNE goals a reality.

**2009–2011 Energy Efficiency Programs
SoCalGas SW Emerging Technologies
Program Implementation Plan**

- **A training and education center** next to the home—featuring displays linked to the instrumentation in the home and hands-on technical courses—to familiarize end users and market actors with ZNE products.

- **Outputs for Action Strategy:** An operational ZNE demonstration home that furthers understanding of, and interest in, ZNE homes by providing IOUs a better understanding of the integration and performance of potential ZNE technologies, and enabling technical training and public outreach and education.

4. Technology Centers

Leverage and co-fund technology testing at SCE Technology Test Centers including ZNE test facility for technologies that impact natural gas use.

Southern California Edison’s TTCs provide unique capabilities for evaluating performance of new technologies. Located in Irwindale, the TTC is currently comprised of three test facilities focused on distinct end uses: Refrigeration, Air Conditioning, and Lighting. These facilities are widely known for their past accomplishments in testing and promoting energy efficient technologies and strategies.

In the 2009-11 program cycle, a fourth test facility will be added to the portfolio to help meet California’s new ZNE goal for residential construction, with potential to also address commercial needs. This facility, the Advanced Residential Test Center (ARTC), will be used to investigate the viability of energy efficiency, demand response, smart meters, and on-site renewable generation in ways that meet the needs of builders and occupants. It will be designed as a flexible facility to accommodate a range of different envelope, space conditioning, lighting, plug load, and renewable technologies. The ARTC will provide the opportunity to examine these technologies on a system level, while individual benefits can be assessed in the existing TTCs.

2009–2011 Energy Efficiency Programs SoCalGas SW Emerging Technologies Program Implementation Plan

All four test facilities will provide critical services to a wide range of IOU EE programs. The main function is to provide impartial laboratory testing and analysis of technologies, especially as a resource for ET project managers. These activities will be used to expand the portfolio of EE measure offerings, quantify energy savings for EE measures, alleviate concerns about performance uncertainties, and verify the feasibility and validity of proposed codes and standards enhancements. A laboratory setting allows for the performance of detailed and replicable tests which are realistic, impartial, and uninfluenced by variables. Tests may be conducted according to industry standard test procedures or based on particular environmental conditions experienced by customers.

TTC staff will also serve a secondary function as a repository of technical information and expertise. The unique knowledge obtained from actually installing and working with equipment will be shared with EE program staff, all IOU customers, regulatory bodies, industry groups, and other interested parties to ensure that EE activities are practical.

TTC Goals

TTC Goal 1: Contribute to the technology evaluation efforts that accelerate the commercialization of energy efficient measures.

TTC Objective 1.1: Perform independent, unbiased testing of existing products, new technologies and control schemes in support of EE goals.

Action Strategy 1.1.1: Actively participate in key industry forums to collect input from major actors including manufacturers, academia, regulatory agencies, EE program staff, and customers to determine areas where testing is needed. Design and conduct tests to deliver results which address the identified needs.

**2009–2011 Energy Efficiency Programs
SoCalGas SW Emerging Technologies
Program Implementation Plan**

Outputs for Action Strategy 1.1.1 Share findings with interested parties via technical reports, fact sheets, conference papers, presentations, and training classes. Interested parties may include product designers and manufacturers, installation contractors, EE programs, and end-users

Action Strategy 1.1.2: Support ET and C&S programs by providing in-house testing capabilities. Many ET and C&S projects have testing components that must be conducted in a laboratory environment to reduce the risk of uncontrollable variables affecting the final results. The TTC has unique testing capabilities and few testing facilities in the U.S. have comparable competencies.

Outputs for Action Strategy 1.1.2:

By 2011, complete construction of residential ZNE test center and begin performing technology evaluations. Also, ensure continued maintenance and availability of existing lighting, HVAC and refrigeration test centers.

Action Strategy 1.1.3: Reach-out to investor deal flows to find potential energy efficient measures. Create a screening process for investors so they are aware of utility requirements for an energy efficient measure. Find out what technologies the market is demanding.

Outputs for Action Strategy 1.1.3: Participate and hold round table meetings with investors.

TTC Goal 2: Contribute to the CLTEESP goal of ZNE residential construction by 2020, commercial ZNE, including existing buildings, by 2030.

**2009–2011 Energy Efficiency Programs
SoCalGas SW Emerging Technologies
Program Implementation Plan**

TTC Objective 2.1: Expand test capabilities to include a ZNE residential test facility.

Action Strategy 2.1.1: The ZNE residential test facility will be built as a state-of-the-art full-functioning laboratory. It will be designed in a modular fashion so that various technologies and equipment can be tested, then replaced with other competing technologies. Construction in the vicinity of the CTAC complex will allow great visibility to homebuilders, contractors, and customers who attend classes and events there.

Output for Action Strategy 2.1.1: Complete construction of the ZNE residential test facility and begin technology evaluations.

TTC Goal 3: Contribute to increased EE awareness of California residents.

TTC Objective 3.1: Effectively disseminate findings of test projects and lessons learned regarding proper application of EE technologies.

Action Strategy 3.1.1: Share findings with diverse audiences.

Outputs for Action Strategy 3.1.1: Most test projects will result in formal test reports posted on statewide websites. In addition to these reports, information will be incorporated into fact sheets, journal publications, conference presentations and proceedings, training classes, industry handbooks, regulatory proceedings, and EE program materials.

TTC Coordination & Integration

Although the TTC is an SCE-only component of the ETP, the other statewide IOUs have some similar testing facilities. SoCalGas has the Engineering Analysis Center (EAC) in Pico Rivera.

**2009–2011 Energy Efficiency Programs
SoCalGas SW Emerging Technologies
Program Implementation Plan**

- (1) TTC statewide coordination – Test facilities will coordinate to ensure there is no duplication of test efforts.
- (2) TTC coordination with EE Statewide and local programs - Meetings will be conducted and include program managers from Statewide and local programs to determine where testing is most needed. Lab activities will include ET and C&S funded projects.
- (3) TTC coordination with crosscutting - Meetings will be conducted and include program managers from cross-cutting programs to determine where testing is most needed.
- (4) TTC coordination with IDSM – Test facilities will be open to DSM programs where applicable. Results from all projects will be shared with DSM staff and will educate about potential EE opportunities.
- (5) TTC Coordination with External Organizations and Entities - TTC will maintain continuous contact with researchers, manufacturers, distributors, and end-users for the relevant four classes of products. Relationships will continue to be such that information and advice can be shared freely.

TTC Marketing & Outreach/Education & Training

- (1) TTC will produce formal test reports for all technology evaluation projects conducted in the laboratories. Results and lessons learned will be incorporated into many information dissemination activities to diverse audiences. Information will be used in presentations at energy centers, joint IOU events, industry conferences, training classes for IOU employees and contractor groups, fact sheets, and industry publications.
- (2) TTC will maintain a website with results of completed projects and updates of projects in-progress. This site will be open to the public.

**2009–2011 Energy Efficiency Programs
SoCalGas SW Emerging Technologies
Program Implementation Plan**

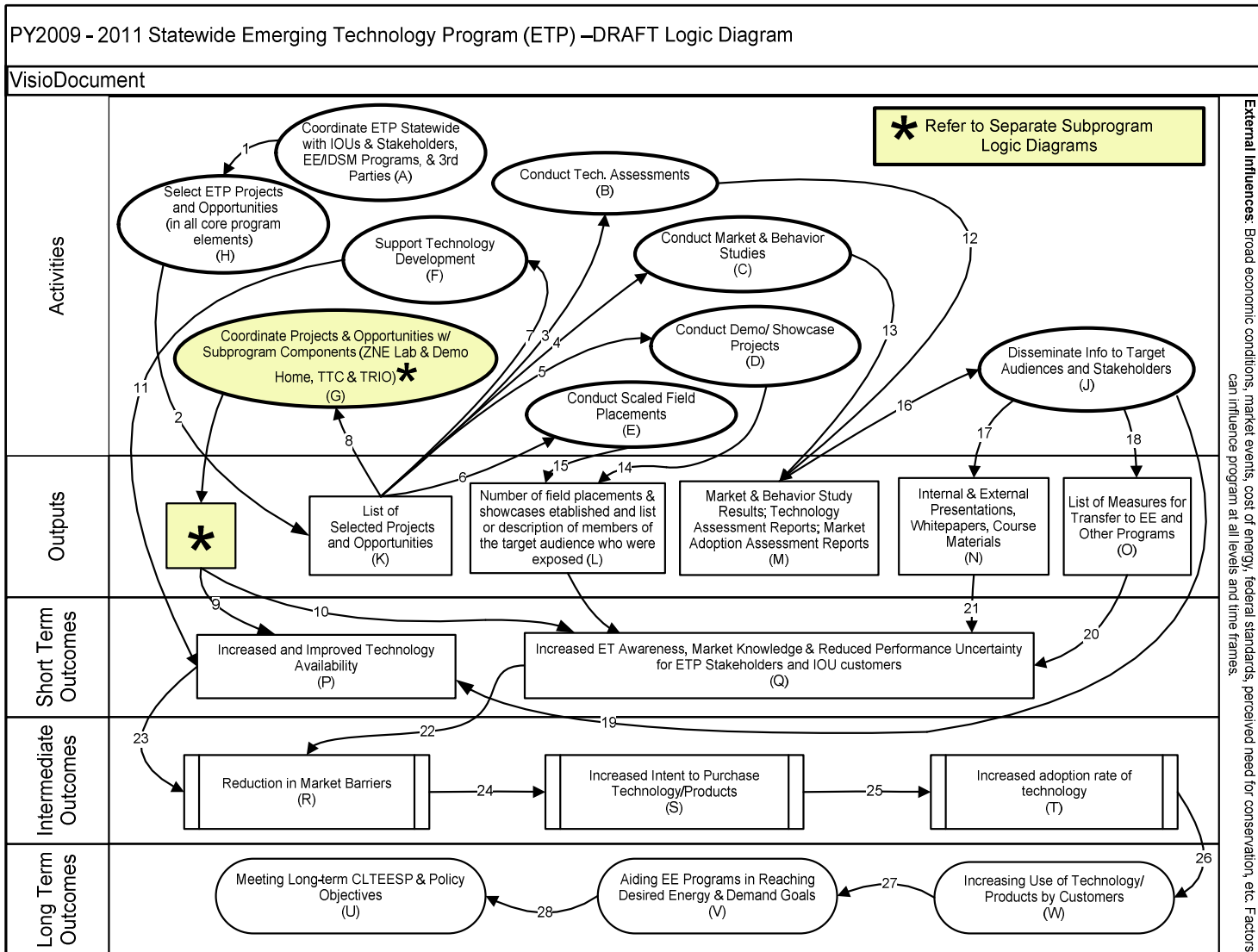
9. Quality Assurance and Evaluation Activities

The utilities are proposing to work with the Energy Division to develop and submit a comprehensive EM&V Plan for 2009-2011 after the program implementation plans are filed. This will include process evaluations and other program-specific studies within the context of broader utility and Energy Division studies. More detailed plans for process evaluation and other program-specific evaluation efforts cannot be developed until after the final program design is approved by the CPUC and in many cases after program implementation has begun, since plans need to be based on identified program design and implementation issues.

2009–2011 Energy Efficiency Programs SoCalGas SW Emerging Technologies Program Implementation Plan

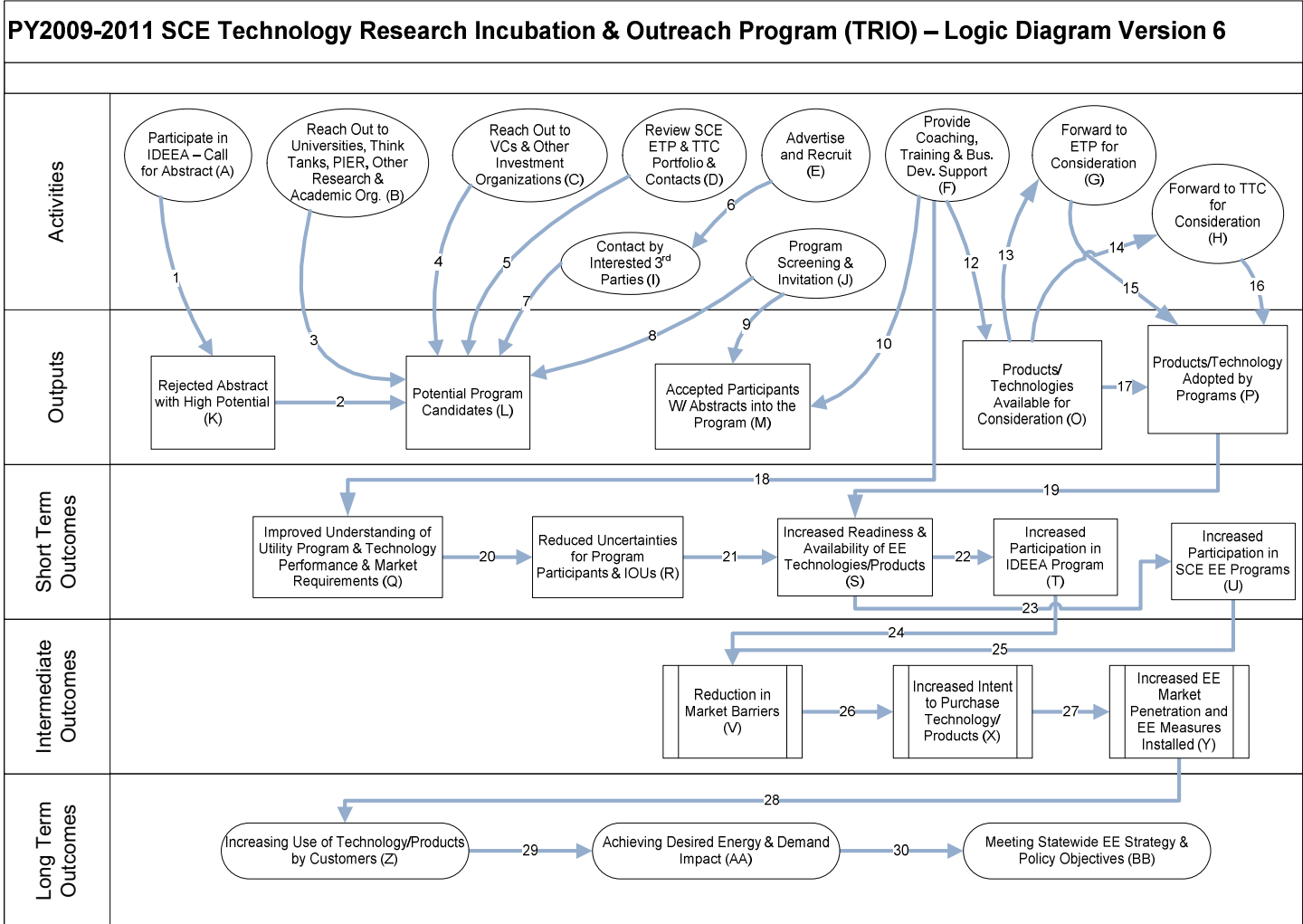
10. Program Theory Logic Model and Performance Indicators

ETP



2009–2011 Energy Efficiency Programs SoCalGas SW Emerging Technologies Program Implementation Plan

TRIO

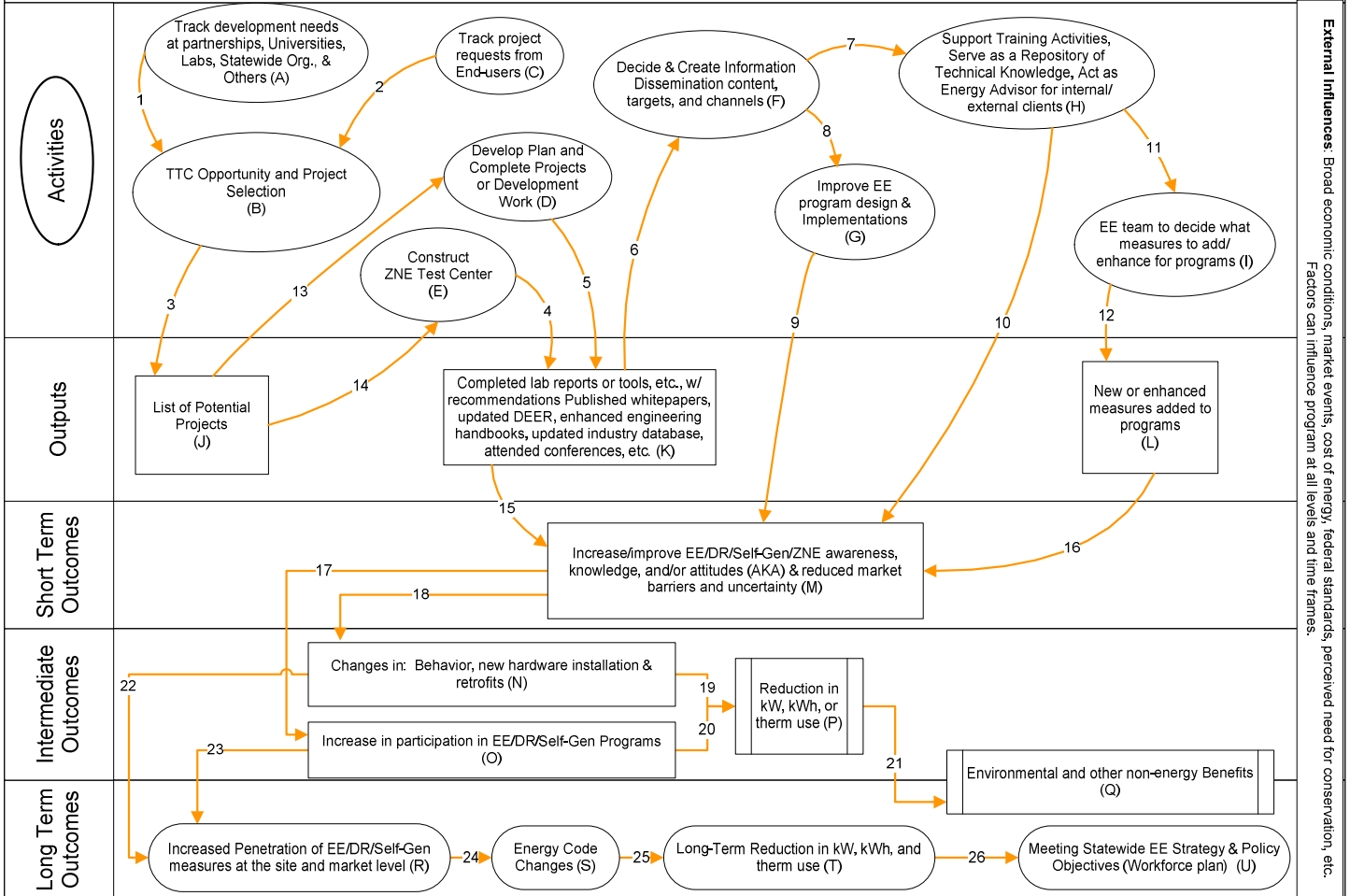


2009–2011 Energy Efficiency Programs SoCalGas SW Emerging Technologies Program Implementation Plan

TCC

PY2009-2011 Technology & Testing Center Program (TTC) – Logic Diagram

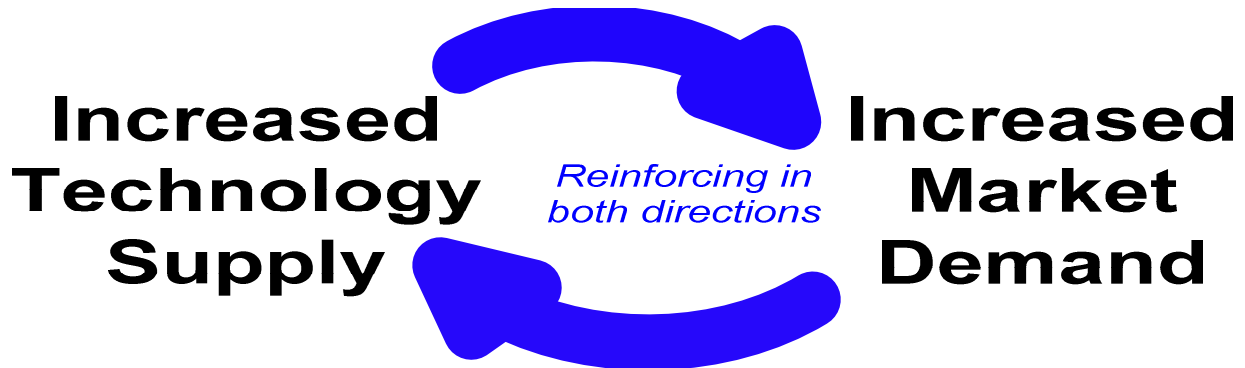
VisioDocument



2009–2011 Energy Efficiency Programs
SoCalGas SW Emerging Technologies
Program Implementation Plan

Appendix 1

Technology Push and Market Pull



Activities Increasing Technology

Supply

- **Basic Research (Not ET)**
 - Perform technology research
 - Fund universities and labs
- **Support Technology Development (ET)**
 - Provide /collect market intelligence
 - Access to testing facilities
 - Contacts for customer testing/feedback
 - Establish standard test procedures
 - Establish baseline performance levels
 - Access to utility personnel for input
- **Incubation (ET)**
 - General incubation efforts
 - Lend credibility to select companies/ technologies
- **FORESEEABLE market demand (ET collaborates w/ EE)**
 - Future codes/stds announcements
 - Communicate future rebate programs (w/specs)
 - Other future adoption incentives

Activities Increasing Market

Demand

- **Assessments – reduce risk (ET)**
 - Work paper data
 - Software updates
- **Scaled Field Placement (ET)**
- **Demonstration Showcases (ET)**
- **Market and Behavioral Studies (ET)**
- **Rebate Programs (EE)**
- **Education / Training (EE)**
- **TOU Rates / Cost Incentives (Regulatory)**

- **Codes & Standards (C&S)**
- **Social “Green” Marketing (IOU or other)**

**2009–2011 Energy Efficiency Programs
SoCalGas SW Emerging Technologies
Program Implementation Plan
Appendix 2**

ETP Alignment with California Long Term Energy Efficiency Strategic Plan

The California Long-Term Energy Efficiency Strategic Plan (Strategic Plan) sets forth a statewide roadmap to maximized achievement of cost-effective energy efficiency in California's electricity and natural gas sectors between 2009 and 2020, and beyond. Appendix 1 summarizes how the ETP Objectives and Strategies during the 2009-2011 program cycle contribute to the fulfillment of the Strategic Plan near-term action and steps toward the plan's longer term goals.

**2009–2011 Energy Efficiency Programs
SoCalGas SW Emerging Technologies
Program Implementation Plan**

Strategic Plan			Emerging Technologies PIP	
Section/Goal/Strategies	Partners	Near Term 2009 – 2011	Objective/Strategy	Reference
<p>Section 2.1 - Core Residential Goal 1: Zero Net Energy Homes Strategy 1-1: Drive continual advances in technologies in the building envelope, including building materials and systems, construction methods, distributed generation, and building design.</p>	<p>Energy Commission (PIER) Utilities DOE, National Labs Production home Builders and Building Industry Organizations</p>	<ul style="list-style-type: none"> Advance technological innovation through collaboration of Energy Commission PIER and Emerging Technologies Programs, LBNL, NREL, Utilities, CBIA, and other appropriate organizations. 	<p>A key strength of the ETP is the value created through ongoing collaboration among the statewide IOUs. Continuing and enhancing this statewide collaboration will contribute to the successful accomplishment of the ETP goals and objectives of advancing technological innovation through collaboration.</p> <p>Help transform the market by communicating information on high potential ET assessment findings to external stakeholders to advance technological innovation through collaboration.</p> <p>Host input sessions to promote exchange of knowledge, perspectives and ideas two times per year to maximize collaboration efforts.</p> <p>Scan, screen and execute ET projects in the areas of assessments, scaled field placements, demonstration showcases, market and behavioral studies, and/or technology development support to support Zero Net Energy New Residential Construction, Zero Net Energy New Commercial Construction, Zero Net Energy for Existing Buildings, HVAC Industry and Market Transformation, and related solutions during 2009-2011.</p> <p>SCE's Technology Test Centers provides state-of-the-art testing facilities for conducting ETP projects and evaluating new technologies in support of the CLTEESP's Big Bold strategies</p> <p>Expand PG&E's Applied Technology Services capabilities to include a laboratory dedicated to testing ZNE measures.</p> <p>PG&E will build a ZNE Demonstration home equipped to allow integrated technology evaluation, training, and educational visits</p>	<p>Section 6</p> <p>1.2.3 Section 7</p> <p>1.1.7</p> <p>3.1.1</p> <p>1.1.6 3.2 Section 8D</p> <p>Section 8B 1.1.1</p> <p>Section 8C 1.1.1</p>

**2009–2011 Energy Efficiency Programs
SoCalGas SW Emerging Technologies
Program Implementation Plan**

Strategic Plan			Emerging Technologies PIP	
Section/Goal/Strategies	Partners	Near Term 2009 – 2011	Objective/Strategy	Reference
<p>Section 2.1 - Core Residential Goal 1: Zero Net Energy Homes Strategy 1-2: Continual coordination and cooperation between the Energy Commission and others to progressively increase Title 24 building standards and Title 20 appliance standards consistent with the interim and long-term goals set forth in this Plan.</p>	<p>Energy Commission Utilities Local governments California Building Standards Commission</p>	<ul style="list-style-type: none"> Assess existing technologies and identify areas for strategic involvement in research and development. Map a trajectory for Title 24 mandatory and voluntary standard(s) through 2020. Progressively make energy efficiency advances permanent by raising Title 24 mandatory standards in 2011 consistent with the trajectory. Progressively advance Title 24 voluntary, "beyond code" standard(s) and ratings systems in step with changes to the mandatory standards. 	<p>Look for targeted opportunities to develop standard test protocols for energy efficient products, in support of statewide Codes & Standards Program including those that progressively raise the efficiency standards, and those that voluntary goes beyond code.</p> <p>SCE's Technology Test Centers provides state-of-the-art testing facilities for conducting ETP projects and evaluating new technologies in support of the CLTEESP's Big Bold strategies</p> <p>Expand PG&E's Applied Technology Services and SCE's TTC capabilities to include a laboratory dedicated to testing ZNE measures.</p>	<p>2.1.3</p> <p>3.3 Section 8D 1.1.2</p> <p>1.1.6 3.2 Section 8B Section 8D</p>
<p>Section 2.1 – Core Residential Goal 2: Existing Homes Strategy 2-2: Promote effective decision-making to create widespread demand for energy efficiency measures.</p>	<p>Utilities Home improvement industry Real estate industry assns Local governments</p>	<ul style="list-style-type: none"> Complete initial market research to determine homeowner "decision triggers" to improving home energy efficiency, including an assessment of the impact of EE or carbon labeling. Develop, launch, monitor and continuously improve campaigns to raise demand for lower energy homes, including home energy or carbon labeling programs. Actively support local governments considering RECOs to improve the energy performance of existing homes at time of sale or during major renovations. Develop and implement home rating system pilot projects based on the Energy Commission HERS program. 	<p>Perform primary IDSM related market and behavior studies to enhance market intelligence of customer needs and "decision triggers" to improve acceptance of new or underutilized energy efficiency technology.</p> <p>Look for targeted opportunities to establish product baseline performance levels, including home labeling.</p>	<p>1.5.1</p> <p>2.1.2</p>

**2009–2011 Energy Efficiency Programs
SoCalGas SW Emerging Technologies
Program Implementation Plan**

Strategic Plan			Emerging Technologies PIP	
Section/Goal/Strategies	Partners	Near Term 2009 – 2011	Objective/Strategy	Reference
Section 2.1 - Core Residential Goal 2: Existing Homes Strategy 2-3: Manage research into new/advanced cost- effective innovations to reduce energy use in existing homes	Energy Commission DOE/National labs Utilities	<ul style="list-style-type: none"> Gather and disseminate information on advanced retrofits. Advance technological innovation through collaboration of Energy Commission PIER and Emerging Technologies Programs, Utilities and other appropriate organizations. Promote commercialization of home energy management tools including AMI-based monitoring and display tools. 	Scan a wide variety of sources for measures that could help IOUs meet customer needs and achieve energy savings, demand reduction, and other IDSM targets. .	1.1.1
			Host input sessions to promote exchange of knowledge, perspectives and ideas two times per year to maximize collaboration efforts.	1.1.7
			A key strength of the ETP is the value created through ongoing collaboration among the statewide IOUs. Continuing and enhancing this statewide collaboration will contribute to the successful accomplishment of the ETP goals and objectives of advancing technological innovation through collaboration.	Section 6
			Help transform the market by communicating information on high potential ET assessment findings to external stakeholders to advance technological innovation through collaboration.	1.2.3 Section 7
			Look for targeted opportunities to provide customer contacts for testing and focus groups.	2.1.4
			Look for targeted opportunities to make expertise / knowledgeable personnel available as resources to product developers.	2.1.6
			Look for targeted opportunities to make testing facilities and/or other infrastructure available to multiple product developers	2.1.7
Section 2.1 - Core Residential Goal 3: Plug In Loads Strategy 3-1 Drive continual advances in residential energy usage, including plug loads, home energy management systems, and appliances.	Energy Commission (PIER) Utilities LBNL Appliance manufacturers Retailers	<ul style="list-style-type: none"> Work with research organizations to develop smarter products with lower energy requirements. Work with manufacturers to raise product energy efficiency, both when in use and when in standby mode. 	A key strength of the ETP is the value created through ongoing collaboration among the statewide IOUs. Continuing and enhancing this statewide collaboration will contribute to the successful accomplishment of the ETP goals and objectives of advancing smarter products with lower energy requirements through collaboration.	Section 6
			Help transform the market by communicating information on high potential ET assessment findings to external stakeholders to advance technological innovation through collaboration.	1.2.3 Section 7
			Scan a wide variety of sources for measures that could help IOUs meet customer needs and achieve energy savings, demand reduction, and other IDSM targets. .	1.1.1

**2009–2011 Energy Efficiency Programs
SoCalGas SW Emerging Technologies
Program Implementation Plan**

Strategic Plan			Emerging Technologies PIP	
Section/Goal/Strategies	Partners	Near Term 2009 – 2011	Objective/Strategy	Reference
Section 2.1 - Core Residential Goal 3: Plug In Loads Strategy 3-3: Create demand for such products through market transformation activities	Utilities Industry partners	<ul style="list-style-type: none"> Deploy package of rebates, incentives and voluntary industry agreements to bring significant numbers of the best current technologies for managing plug loads (e.g., smart power strips and informative visual displays) to market. Promote unbiased labels and Web sites (Consumer Reports approach). 	<p>Identify targeted opportunities to develop forward looking product specifications which could be used by a multitude of product developers. This effort could be most effective if the opportunity exists to tie future rebates or other incentives to the specifications</p> <p>Look for targeted opportunities to establish product baseline performance levels.</p>	2.1.1 2.1.2
Section 2.1 - Core Residential Goal 3: Plug In Loads Strategy 3-4: Continuously strengthen standards, including the expansion of both Title 24 and 20 to codify advances in plug load management	Energy Commission Utilities	<ul style="list-style-type: none"> Continuously incorporate gains in efficiency in the appliance standards. 	<p>Look for targeted opportunities to establish product baseline performance levels leading to gains in efficiency in appliance standards</p> <p>Look for targeted opportunities to develop standard test protocols for energy efficient products, in support of statewide Codes & Standards Program, including gains efficiency in appliance standards.</p>	2.1.2 2.1.3

**2009–2011 Energy Efficiency Programs
SoCalGas SW Emerging Technologies
Program Implementation Plan**

Strategic Plan			Emerging Technologies PIP	
Section/Goal/Strategies	Partners	Near Term 2009 – 2011	Objective/Strategy	Reference
Section 2.1 - Core Residential Goal 4: High Performance Lighting Strategy 4-1 Drive continual advances in lighting technology through research programs and design competitions.	Energy Commission (PIER) Universities DOE National Labs Manufacturers Utilities Retailers	<ul style="list-style-type: none"> Work with research organizations to develop lighting products with lower energy requirements and improved spectral performance. Work with Utilities and Retailers to develop public awareness and demand. 	<p>Scan a wide variety of sources, including lighting, for measures that could help IOUs meet customer needs and achieve energy savings, demand reduction, and other IDSM targets.</p> <p>A key strength of the ETP is the value created through ongoing collaboration among the statewide IOUs. Continuing and enhancing this statewide collaboration will contribute to the successful accomplishment of the ETP goals and objectives of advancing technological innovation through collaboration.</p> <p>Help transform the market by communicating information on high potential ET lighting assessment findings to external stakeholders to develop lighting products with lower energy requirements and improved spectral performance.</p> <p>Identify targeted opportunities to develop forward looking product specifications which could be used by a multitude of product developers resulting in lower energy requirements and improved spectral performance.</p> <p>Look for targeted opportunities to provide customer contacts for testing and focus groups.</p> <p>Look for targeted opportunities to make expertise / knowledgeable personnel available as resources to product developers.</p> <p>Look for targeted opportunities to make testing facilities and/or other infrastructure available to multiple product developers.</p> <p>SCE's Technology Test Centers provides state-of-the-art testing facilities for conducting ETP projects and evaluating new technologies in support of the CLTEESP's Big Bold strategies</p> <p>Expand PG&E's Applied Technology Services and SCE's TTC capabilities to include a laboratory dedicated to testing ZNE measures.</p>	<p>1.1.1</p> <p>Section 6</p> <p>1.2.3 Section 7</p> <p>2.1.1</p> <p>2.1.4</p> <p>2.1.6</p> <p>2.1.7</p> <p>3.3</p> <p>1.1.6 3.2 Section 8B Section 8D</p>

**2009–2011 Energy Efficiency Programs
SoCalGas SW Emerging Technologies
Program Implementation Plan**

Strategic Plan			Emerging Technologies PIP	
Section/Goal/Strategies	Partners	Near Term 2009 – 2011	Objective/Strategy	Reference
Section 2.1 - Core Residential Goal 4: High Performance Lighting Strategy 4-2: Create demand for improved lighting products through demonstration projects, marketing efforts, and utility programs.	Utilities Industry partners	<ul style="list-style-type: none"> Deploy package of rebates, incentives and voluntary industry agreements to bring significant numbers of the best available lighting technologies (SSL) to market. 	Develop IOU Demonstration Showcases to educate stakeholders on the performance of measures. Identify targeted opportunities to develop forward looking product specifications which could be used by a multitude of product developers that will bring a significant numbers of the best available technologies to market.	1.4 2.1.1
Section 2.1 - Core Residential Goal 4: High Performance Lighting Strategy 4.5: Ensure environmental safety of CFLs and other emerging lighting solutions	CPUC Utilities Retailers DOE / EPA Cal EPA CA Dept. of Toxic Substances Control AB 1109 Lighting Task Force	Establish minimum mercury content requirements on the CFL manufacturers participating in utility programs.	Look for targeted opportunities to establish product baseline performance levels, including minimum mercury content for CFL. Look for targeted opportunities to develop standard test protocols for energy efficient products, in support of statewide Codes & Standards Program, including minimum mercury content for CFL. SCE's Technology Test Centers provides state-of-the-art testing facilities for conducting ETP projects and evaluating new technologies in support of the CLTEESP's Big Bold strategies Expand PG&E's Applied Technology Services and SCE's TTC capabilities to include a laboratory dedicated to testing ZNE measures.	2.1.2 2.1.3 3.3 Section 8D 1.1.2 1.1.6 3.2 Section 8B Section 8D
Section 3 - Commercial Sector Goal 1: ZNE Commercial Buildings Strategy 1-1: Establish a long- term progressive path of higher minimum codes and standards ending with ZNE codes and standards for all new buildings by 2030.	Energy Commission Utilities BSC A&E firms Building industry	<ul style="list-style-type: none"> Establish one- or two-tiered voluntary EE standards, coordinated with green building rating systems. Align Title 24 targets with goals of AB 32 and carbon reduction. 	Look for targeted opportunities to establish product baseline performance levels Look for targeted opportunities to develop standard test protocols for energy efficient products, in support of statewide Codes & Standards Program, including aligning EE standards with GHG reduction.	2.1.2 2.1.3 Section 8B

**2009–2011 Energy Efficiency Programs
SoCalGas SW Emerging Technologies
Program Implementation Plan**

Strategic Plan			Emerging Technologies PIP	
Section/Goal/Strategies	Partners	Near Term 2009 – 2011	Objective/Strategy	Reference
Section 3 - Commercial Sector Goal 1: ZNE Commercial Buildings Strategy 1-3 Establish a “Path to Zero” Campaign to create demand for high-efficiency buildings.	DOE and other ZNE efforts Building industries Building owners A&E firms Local and regional Governments Utilities	<ul style="list-style-type: none"> • Convene leading building industry associations to plan and conduct campaign. • Organize forums to develop and exchange experience and data on Emerging Technologies, practices and designs that deliver ultra-low and ZNE buildings. 	<p>Host input sessions to promote exchange of knowledge, perspectives and ideas regarding ET practices and designs two times per year to maximize collaboration efforts.</p> <p>A key strength of the ETP is the value created through ongoing collaboration among the statewide IOUs. Continuing and enhancing this statewide collaboration will contribute to the successful accomplishment of the ETP goals and objectives.</p> <p>SCE's Technology Test Centers provides state-of-the-art testing facilities for conducting ETP projects and evaluating new technologies in support of the CLTEESP's Big Bold strategies</p> <p>Expand PG&E's Applied Technology Services and SCE's TTC capabilities to include a laboratory dedicated to testing ZNE measures.</p> <p>PG&E will build a ZNE Demonstration home equipped to allow integrated technology evaluation, training, and educational visits</p>	<p>1.1.7</p> <p>Section 6</p> <p>3..3</p> <p>1.1.6 3.2 Section 8B Section 8D</p> <p>Section 8C 1.1.1</p>
Section 3 - Commercial Sector Goal 1: ZNE Commercial Buildings Strategy 1-6: Develop a multi-pronged approach to advance the practice of integrated design.	Integrated Design Working Group Utilities AIA CAB Architectural schools Building and Building products Industry ASHRAE USGBCI	<ul style="list-style-type: none"> • Promote ID development via Title 24 codes/ standards and market activities. • Identify/develop tools and protocols from building commissioning, retro-commissioning and building M&V to enable ID to be deployed. • Form partnerships with industry and architectural/engineering schools to promote the practice of and education in ID. 	<p>Look for targeted opportunities to develop standard test protocols for energy efficient products, in support of statewide Codes & Standards Program, including the promotion of integrated design.</p> <p>A key strength of the ETP is the value created through ongoing collaboration among the statewide IOUs. Continuing and enhancing this statewide collaboration will contribute to the successful accomplishment of the ETP goals and objectives of advancing technological innovation through collaboration.</p>	<p>2.1.3</p> <p>Section 6</p>
Section 3 - Commercial Sector Goal 2: Existing Buildings Strategy 2.8. Improve utilization of plug load technologies within the commercial sector.	Utilities Industry Partners	<ul style="list-style-type: none"> • Test and deploy package of rebates, incentives and voluntary industry agreements to bring significant numbers of the best available technologies for managing plug loads within the commercial sector. 	<p>Scan a wide variety of sources for measures, including technologies for managing plug loads that could help IOUs meet customer needs and achieve energy savings, demand reduction, and other IDSM targets.</p> <p>Identify targeted opportunities to develop forward looking product specifications which could be used by a multitude of product developers that will bring a significant numbers of the best available I technologies to market.</p>	<p>1.1.1</p> <p>2.1.1</p>

**2009–2011 Energy Efficiency Programs
SoCalGas SW Emerging Technologies
Program Implementation Plan**

Strategic Plan			Emerging Technologies PIP	
Section/Goal/Strategies	Partners	Near Term 2009 – 2011	Objective/Strategy	Reference
<p>Section 3 - Commercial Sector</p> <p>Goal 3 – (this is nit picky, but sometimes we use a hyphen and sometimes a colon) High Performance Lighting</p> <p>Strategy 3-1: Drive continual advances in lighting technology through research programs and design competitions.</p>	<p>Energy Commission (PIER)</p> <p>Universities</p> <p>National Labs</p> <p>Manufacturers</p> <p>Utilities</p> <p>Retailers</p>	<ul style="list-style-type: none"> Work with research organizations to develop lighting products with lower energy requirements and improved spectral performance. Work with Utilities and Retailers to develop public awareness and demand. 	<p>Scan a wide variety of sources for measures, including lighting technologies that could help IOUs meet customer needs and achieve energy savings, demand reduction, and other IDSM targets.</p> <p>A key strength of the ETP is the value created through ongoing collaboration among the statewide IOUs. Continuing and enhancing this statewide collaboration will contribute to the successful accomplishment of the ETP goals and objectives of advancing technological innovation through collaboration.</p> <p>Help transform the market by communicating information on high potential ET lighting assessment findings to external stakeholders to develop lighting products with lower energy requirement and improved spectral performance.</p> <p>Look for targeted opportunities to provide customer contacts for testing and focus groups.</p> <p>Look for targeted opportunities to make expertise / knowledgeable personnel available as resources to product developers.</p> <p>Look for targeted opportunities to make testing facilities and/or other infrastructure available to multiple product developers.</p>	<p>1.1.1</p> <p>Section 6</p> <p>1.2.3 Section 7</p> <p>2.1.4</p> <p>2.1.6</p> <p>2.1.7</p>
<p>Section 3 - Commercial Sector</p> <p>Goal 3 – High Performance Lighting</p> <p>Strategy 3-2: Create demand for improved lighting products through demonstration projects, marketing efforts, and utility programs.</p>	<p>Utilities</p> <p>Industry partners</p>	<ul style="list-style-type: none"> Deploy package of rebates, incentives and voluntary industry agreements to bring significant numbers of the best available commercial lighting technologies (SSL) to market. 	<p>Scan a wide variety of sources for measures, including lighting technologies that could help IOUs meet customer needs and achieve energy savings, demand reduction, and other IDSM targets.</p> <p>Identify targeted opportunities to develop forward looking product specifications which could be used by a multitude of product developers that will bring a significant numbers of the best available technologies to market.</p>	<p>1.1.1</p> <p>2.1.1</p>

**2009–2011 Energy Efficiency Programs
SoCalGas SW Emerging Technologies
Program Implementation Plan**

Strategic Plan			Emerging Technologies PIP	
Section/Goal/Strategies	Partners	Near Term 2009 – 2011	Objective/Strategy	Reference
Section 5 - Agricultural Sector Goal 1: EE Knowledge Database Strategy 1-3: Conduct research & development of new technologies and practices for agricultural efficiency	Energy Commission Utilities National Labs Agriculture Industry	<ul style="list-style-type: none"> Conduct an Energy Technologies/ RD&D gap analysis. Identify and prioritize needed RD&D/ET projects. (12/2011) Coordinate research activities across government, utilities, agricultural extension and university programs, and equipment manufacturer proprietary efforts. 	<p>Scan a wide variety of sources for measures, including agricultural technologies that could help IOUs meet customer needs and achieve energy savings, demand reduction, and other IDSM targets.</p> <p>Conduct an Energy Technologies/ RD&D gap analysis as directed in the CLTEESP. Identify and prioritize needed RD&D/ET projects</p> <p>A key strength of the ETP is the value created through ongoing collaboration among the statewide IOUs. Continuing and enhancing this statewide collaboration of research activities will contribute to the successful accomplishment of the ETP goals and objectives of advancing technological innovation through collaboration.</p>	1.1.1 1.5.3 Section 6
Section 6 - HVAC Goal 1 Improve Code Compliance Strategy 1-1: Develop streamlined local government HVAC permitting systems, including on-line HVAC replacement permitting.	Local Governments CALBO Utilities Distributors Contractors	<ul style="list-style-type: none"> Convene an industry/local government stakeholder group; develop proposed new system; pilot test with local governments. 	A key strength of the ETP is the value created through ongoing collaboration among the statewide IOUs. Continuing and enhancing this statewide collaboration will contribute to the successful accomplishment of the ETP goals and objectives.	Section 6
Section 6 - HVAC Goal 3 Whole Building Design Strategy 3-1: Aggressively promote whole building design concepts that improve the overall thermal integrity of new and existing structures.	CEC HVAC industry Architects Builders and Contractors Utilities Local Governments	<ul style="list-style-type: none"> Pilot targeted programs. Incorporate radiant cooling, ductless systems, ground source heat pumps, etc. into 5 percent of new and existing construction by 2011. Review priorities of PIER and Emerging Technologies program activities to more fully support newer HVAC technologies and systems. 	<p>ET will provide information from assessments that could help IOU's IDSM resource acquisition programs create new measures, or revise/integrate existing measures, that increase energy savings in a variety of market sectors</p> <p>Conduct scaled field placements to increase market acceptance and traction for new and underutilized measures.</p> <p>A key strength of the ETP is the value created through ongoing collaboration among the statewide IOUs. Continuing and enhancing this statewide collaboration of research activities will contribute to the successful accomplishment of the ETP goals and objectives of advancing HVAC innovation through collaboration.</p>	1.2.2 1.3.3 Section 6
Section 6 - HVAC Goal 3 Whole Building Design Strategy 3-2: Accelerate activities related to HVAC aspects of whole building industry design standards.	ASHRAE Energy Commission Utilities Manufacturers AHRI	<ul style="list-style-type: none"> Evaluate and update existing standards to include increased emphasis on HVAC aspects of whole building approaches. 	Look for targeted opportunities to develop HVAC standard test protocols for energy efficient products, in support of statewide Codes & Standards Program, with emphasis on HVAC aspects of whole building approaches.	2.1.3

**2009–2011 Energy Efficiency Programs
SoCalGas SW Emerging Technologies
Program Implementation Plan**

Strategic Plan			Emerging Technologies PIP	
Section/Goal/Strategies	Partners	Near Term 2009 – 2011	Objective/Strategy	Reference
Section 6 – HVAC Goal 4 New HVAC Technologies and System Diagnostics Strategy 4-2: Update “Total Avoided Cost Model” and Title 24 “Time Dependent Valuation” calculations, including use of peak energy values.	Energy Commission Utilities	<ul style="list-style-type: none"> Evaluate, revise and update as needed in State and Federal applications. 	Look for targeted opportunities to develop and update standard test protocols and tools for energy efficient products, in support of statewide Codes & Standards Program.	2.1.3
Section 6 - HVAC Goal 4 New HVAC Technologies and System Diagnostics Strategy 4-3: Accelerate market penetration of advanced technologies by HVAC industry promotions and updating/expanding current utility programs to include the new technologies as appropriate.	Utilities Energy Commission	<ul style="list-style-type: none"> Conduct a comprehensive cost-benefit analysis of leading and prospective advanced technologies, and use to prioritize utility incentive offerings and HVAC industry deployment strategies Establish an incubator program to accelerate commercialization of most promising technologies. 	<p>Execute a screening process for assessment candidates designed to ensure that the ET team focuses its time and resources on measures most effectively.</p> <p>Conduct ET assessments to evaluate performance uncertainties and/or other attributes potential effectiveness / impact in reducing energy consumption and peak demand of new and/or underutilized measures, including cost-benefit analysis of project.</p> <p>Technology Resource Incubator Outreach Program (TRIO). TRIO is a statewide program that is focused on providing training and networking for developers of energy saving technologies.</p>	1.1.2 1.1.3 Objective 2.2 Section 8A
Section 6 - HVAC Goal 4 New HVAC Technologies and System Diagnostics Strategy 4-4: Adopt a progressive set of building codes that support the deployment of peak efficient equipment.	Energy Commission Utilities AHRI ASHRAE ACCA	<ul style="list-style-type: none"> Enhance and accelerate the deployment of Title 20/24 codes. 	<p>Look for targeted opportunities to establish product baseline performance levels, leading to enhanced and accelerated deployment of code and or standard.</p> <p>Look for targeted opportunities to develop standard test protocols for energy efficient products, in support of statewide Codes & Standards Program, leading to enhanced and accelerated deployment of code and or standard.</p>	2.1.2 2.1.3
Section 7 - Codes & Standards Goal 1 Code Enhancement and Expansion Strategy 1-5: Improve coordination of energy codes and standards with utility programs.		<ul style="list-style-type: none"> Develop and implement plan for enhanced coordination and integration of codes and standards with full spectrum of EE market transformation, including Emerging Technologies promotion, deployment, incentives, consumer education, etc. 	<p>Look for targeted opportunities to develop standard test protocols for energy efficient products, in support of enhance coordination and integration of statewide Codes & Standards Program.</p> <p>Help transform the market by communicating information on high potential ET assessment findings to external stakeholders to develop and implement plans for enhanced coordination and integration of codes and standards.</p>	2.1.3 1.2.3 Section 7

**2009–2011 Energy Efficiency Programs
SoCalGas SW Emerging Technologies
Program Implementation Plan**

Strategic Plan			Emerging Technologies PIP	
Section/Goal/Strategies	Partners	Near Term 2009 – 2011	Objective/Strategy	Reference
<p>Section 8 – DSM Coordination and Integration</p> <p>Goal 1: Integrated DSM Programs, Messages and Technologies</p> <p>Strategy 1.4: Promote development and support of new technologies that enable or facilitate DSM Coordination and Integration</p>		<ul style="list-style-type: none"> Assess the current state of integration-enabling technology and develop a guidance document detailing a technology development path for fuller integration. (2009) Prioritize integration-enabling technologies in RD&D and ET programs based on the technology assessment. 	<p>The ETP will provide information to internal stakeholders from integration-enabling technology assessments that could help IOU's IDSM resource acquisition programs create new measures, or revise/integrate existing measures, that increase energy savings in a variety of market sectors,</p> <p>The ET screening process will produce a list of scored, approved, and funded measures for assessment.</p> <p>Based on the prioritization results, create and execute three-year ET program plans (roadmaps) in selected portfolio areas detailing technology development path to implementation and integration.</p>	<p>1.2.2</p> <p>1.1.2</p> <p>1.1.8 PG&E Only</p>

**2009–2011 Energy Efficiency Programs
SoCalGas SW Emerging Technologies
Program Implementation Plan**

Strategic Plan			Emerging Technologies PIP	
Section/Goal/Strategies	Partners	Near Term 2009 – 2011	Objective/Strategy	Reference
Section 11- Research and Technology Goal 1: Create Demand Pull for New Technology Strategy 1-1: Apply systems approaches to establishing research priorities		<ul style="list-style-type: none"> Collaborate with regional and national labs, manufacturers, universities to develop and enhance technologies that can help meet the statewide strategic EE/DR goals. Form Utility advisory group to formally provide input into PIER research strategies and programs and coordinate with ETCC promotion process. Target most promising opportunities for improving plug-loads, lighting, and integrated DSM information & control systems. Refine ET and PIER process to encourage more rapid evaluation of Emerging Technologies. 	<p>Scan a wide variety of sources for measures that could help IOUs meet customer needs and achieve energy savings, demand reduction, and other IDSM targets. .</p> <p>A key strength of the ETP is the value created through ongoing collaboration among the statewide IOUs. Continuing and enhancing this statewide collaboration will contribute to the successful accomplishment of the ETP goals and objectives of advancing technological innovation through collaboration.</p> <p>Help transform the market by communicating information on high potential ET lighting assessment findings to external stakeholders to help meet the statewide strategic EE/DR goals.</p> <p>Identify targeted opportunities to develop forward looking product specifications which could be used by a multitude of product developers that will bring a significant numbers of the best available technologies to market.</p> <p>Look for targeted opportunities to provide customer contacts for testing and focus groups.</p> <p>Look for targeted opportunities to make expertise / knowledgeable personnel available as resources to product developers.</p> <p>Look for targeted opportunities to make testing facilities and/or other infrastructure available to multiple product developers.</p>	<p>1.1.1</p> <p>Section 6</p> <p>1.2.3 Section 7</p> <p>2.1.1</p> <p>2.1.4</p> <p>2.1.6</p> <p>2.1.7</p>

**2009–2011 Energy Efficiency Programs
SoCalGas SW Emerging Technologies
Program Implementation Plan**

Strategic Plan			Emerging Technologies PIP	
Section/Goal/Strategies	Partners	Near Term 2009 – 2011	Objective/Strategy	Reference
Section 11- Research and Technology Goal 1: Create Demand Pull for New Technology Strategy 1-2: Leverage private industry and Federally funded technology research and investment		<ul style="list-style-type: none"> Expand Federal government R&D support for and integration with California's efforts. Create an investor-ET network to share market information, technology assessment results, and expedited access to incentive programs. Pilot incubator program to fast track ET deployment. Expand upstream relationships and channels to effectively target and generate support for energy-related technology. 	<p>Develop and maintain a project tracking database containing the variables and attributes to be tracked quarterly by all ETCC programs statewide, and data will be reported to the CPUC on a regular basis.</p> <p>A key strength of the ETP is the value created through ongoing collaboration among the statewide IOUs. Continuing and enhancing this statewide collaboration will contribute to the successful accomplishment of the ETP goals and objectives of advancing technological innovation through collaboration.</p> <p>Help transform the market by communicating information on high potential ET lighting assessment findings to external stakeholders to share market information, technology assessment result and to expedite access to incentive programs.</p> <p>Look for targeted opportunities to provide customer contacts for testing and focus groups.</p> <p>Look for targeted opportunities to make expertise / knowledgeable personnel available as resources to product developers.</p> <p>Look for targeted opportunities to make testing facilities and/or other infrastructure available to multiple product developers.</p> <p>Technology Resource Incubator Outreach Program (TRIO). TRIO is a statewide program that is focused on providing training and networking for developers of energy saving technologies.</p>	<p>1.1.4</p> <p>Section 6</p> <p>1.2.3 Section 7</p> <p>2.1.4</p> <p>2.1.6</p> <p>2.1.7</p> <p>2.2 Section 8A</p>

**2009–2011 Energy Efficiency Programs
SoCalGas SW Emerging Technologies
Program Implementation Plan**

Strategic Plan			Emerging Technologies PIP	
Section/Goal/Strategies	Partners	Near Term 2009 – 2011	Objective/Strategy	Reference
Section 11- Research and Technology Goal 1: Create Demand Pull for New Technology Strategy 1-3: Enhance market intelligence and behavioral research activities related to energy efficient technologies.		<ul style="list-style-type: none"> Develop road map to identify and prioritize consumer needs, behavioral drivers and decision processes. Develop and launch behavior and market research agenda Integrate customer influences in Emerging Technologies project screening. Assess technology specific market potential using secondary market research to obtain technical and economic potential on new and Emerging Technologies and market segments. 	<p>Perform primary IDSM related market and behavior studies to enhance market intelligence of customer needs and “decision triggers” to improve acceptance of new or underutilized energy efficiency technology.</p> <p>Review and analyze secondary research to obtain technical and economic potential of advance technological innovations</p> <p>Look for targeted opportunities to conduct market or behavioral studies and otherwise provide and/or collect market intelligence. .</p> <p>Based on the prioritization results, create and execute three-year ET program plans (roadmaps) in selected portfolio areas detailing technology development path to implementation and integration</p>	<p>1.5.1</p> <p>1.5.2</p> <p>2.1.5</p> <p>1.1.8 PG&E Only</p>
Section 11- Research and Technology Goal 1: Create Demand Pull for New Technology Strategy 1-4: Expand activities to create market pull for energy-efficient technologies		<ul style="list-style-type: none"> Plan and launch knowledge management systems. Explore customer / manufacturer targeted strategies for creating demand. 	<p>Develop and maintain a project tracking database containing the variables and attributes to be tracked quarterly by all ETCC programs statewide, and data will be reported to the CPUC on a regular basis.</p> <p>Identify targeted opportunities to develop forward looking product specifications which could be used by a multitude of product developers.</p>	<p>1.1.4</p> <p>2.1.1</p>
Section 11- Research and Technology Goal 2: Targeted R&D Strategy 2-1: Develop general R&D community support for support Big Bold Initiatives		<ul style="list-style-type: none"> Convene collaboration among researchers and their funders to ensure alignment of activities with big, bold focus areas for ZNE buildings and hot dry climate HVAC technologies and systems. 	<p>A key strength of the ETP is the value created through ongoing collaboration among the statewide IOUs. Continuing and enhancing this statewide collaboration will contribute to the successful accomplishment of the ETP goals and objectives.</p> <p>Host input sessions to promote exchange of knowledge, perspectives and ideas regarding ET practices and designs two times per year to maximize collaboration efforts.</p>	<p>Section 6</p> <p>1.1.7</p>

**2009–2011 Energy Efficiency Programs
SoCalGas SW Emerging Technologies
Program Implementation Plan**

Strategic Plan			Emerging Technologies PIP	
Section/Goal/Strategies	Partners	Near Term 2009 – 2011	Objective/Strategy	Reference
Section 11- Research and Technology Goal 2: Targeted R&D Strategy 2-2: Promote cost-effective near- term performance enhancements of existing technologies		<ul style="list-style-type: none"> Target building shell, HVAC, lighting and supporting areas, such as real- time energy performance monitoring and automated building commissioning technologies. Collaborate with manufacturers to improve performance of existing technologies. Develop specifications to drive / guide improvement activities. Provide technology feedback through ET assessments. Explore longer term strategies to increase saturation of new big and bold measures and technologies. 	<p>Scan a wide variety of sources for measures, including lighting technologies that could help IOUs meet customer needs and achieve energy savings, demand reduction, and other IDSM targets. .</p> <p>Look for targeted opportunities to provide customer contacts for testing and focus groups.</p> <p>Look for targeted opportunities to make expertise / knowledgeable personnel available as resources to product developers.</p> <p>Look for targeted opportunities to make testing facilities and/or other infrastructure available to multiple product developers.</p> <p>A key strength of the ETP is the value created through ongoing collaboration among the statewide IOUs. Continuing and enhancing this statewide collaboration will contribute to the successful accomplishment of the ETP goals and objectives.</p> <p>Look for targeted opportunities to develop forward looking product specifications which could be used by a multitude of product developers to improve performance and efficiency.</p>	<p>1.1.1</p> <p>2.1.4</p> <p>2.1.6</p> <p>2.1.7</p> <p>Section 6</p> <p>2.1.1</p>
Section 11- Research and Technology Goal 2: Targeted R&D Strategy 2-3: Develop initiatives aimed at PIER to support larger gains in support of Big Bold Initiatives.		<ul style="list-style-type: none"> Provide stakeholder input to ensure alignment of PIER activities with Big, Bold Initiatives. Collaborate with PIER to develop a formal process to roll PIER developed technologies into ET. 	<p>A key strength of the ETP is the value created through ongoing collaboration among the statewide IOUs. Continuing and enhancing this statewide collaboration will contribute to the successful accomplishment of the ETP goals and objectives.</p>	Section 6

**2009–2011 Energy Efficiency Programs
SoCalGas SW Emerging Technologies
Program Implementation Plan**

Strategic Plan			Emerging Technologies PIP	
Section/Goal/Strategies	Partners	Near Term 2009 – 2011	Objective/Strategy	Reference
Section 11- Research and Technology Goal 2: Targeted R&D Strategy 2-4: Develop initiatives aimed at ET to support Big Bold Initiatives.		<ul style="list-style-type: none"> Embark on plan to demonstrate big bold measures in customer sites and seed the market. Conduct "pilot" programs of new technology seeding and market uptake through subsidies and incentives. Collaborate with manufacturers in new ambitious pilot programs, including full-scale demonstration programs to mature innovative system technologies. 	<p>Conduct at scaled field placements during the program period to increase market understanding and traction for new and underutilized measures.</p> <p>Develop IOU Demonstration Showcases to educate stakeholders on the performance of measures.</p> <p>PG&E is proposing the ZNE Demonstration Home as a one-stop solution for the testing and demonstration of integrated ZNE measures, providing hands-on technical training, and fueling the imagination of market actors and end users alike.</p> <p>A key strength of the ETP is the value created through ongoing collaboration among the statewide IOUs. Continuing and enhancing this statewide collaboration in full-scale demonstrations will contribute to the successful accomplishment of the ETP goals and objectives.</p>	<p>1.3.3</p> <p>1.4.3</p> <p>Section 8C</p> <p>Section 6</p>
Section 12 – Local Governments Goal 3: Lead by Example Strategy 3-5: Develop an innovation incubator that competitively selects energy design, technology, and system initiatives for local government pilot projects.		<ul style="list-style-type: none"> Coordinate this approach with Research & Technology activities; Develop and begin first projects by 12/2009. 	<p>Technology Resource Incubator Outreach Program (TRIO). TRIO is a statewide program that is focused on providing training and networking for developers of energy saving technologies.</p>	<p>2.2 Section 8A</p>

**2009–2011 Energy Efficiency Programs
SoCalGas SW Emerging Technologies
Program Implementation Plan
Appendix 3**

ETP Database Project Naming Convention

The ETP database project naming convention will be as follows:

ETP_CCYY_0000_UUUU_FF_TTTTTTTTTTTTTTTTTTTTTTTTTTTT

CCYY is the year when the project was initiated (funding approved)
0000 is a four-digit numerical measure code for the project

UUUU is a four letter IOU code. Legend as follows:

- C*** - Any project where SCE has collaborated with other utilities.
 - *G** - Any project where PG&E has collaborated with other utilities
 - **M* - Any project where Sempra has collaborated with other utilities
- Unused "*" slots should be replaced by an "x"

Example: "CxMx" would indicate a collaboration between SCE and Sempra. The fourth character is included for potential non-IOU tracking in the database, if ever desired.

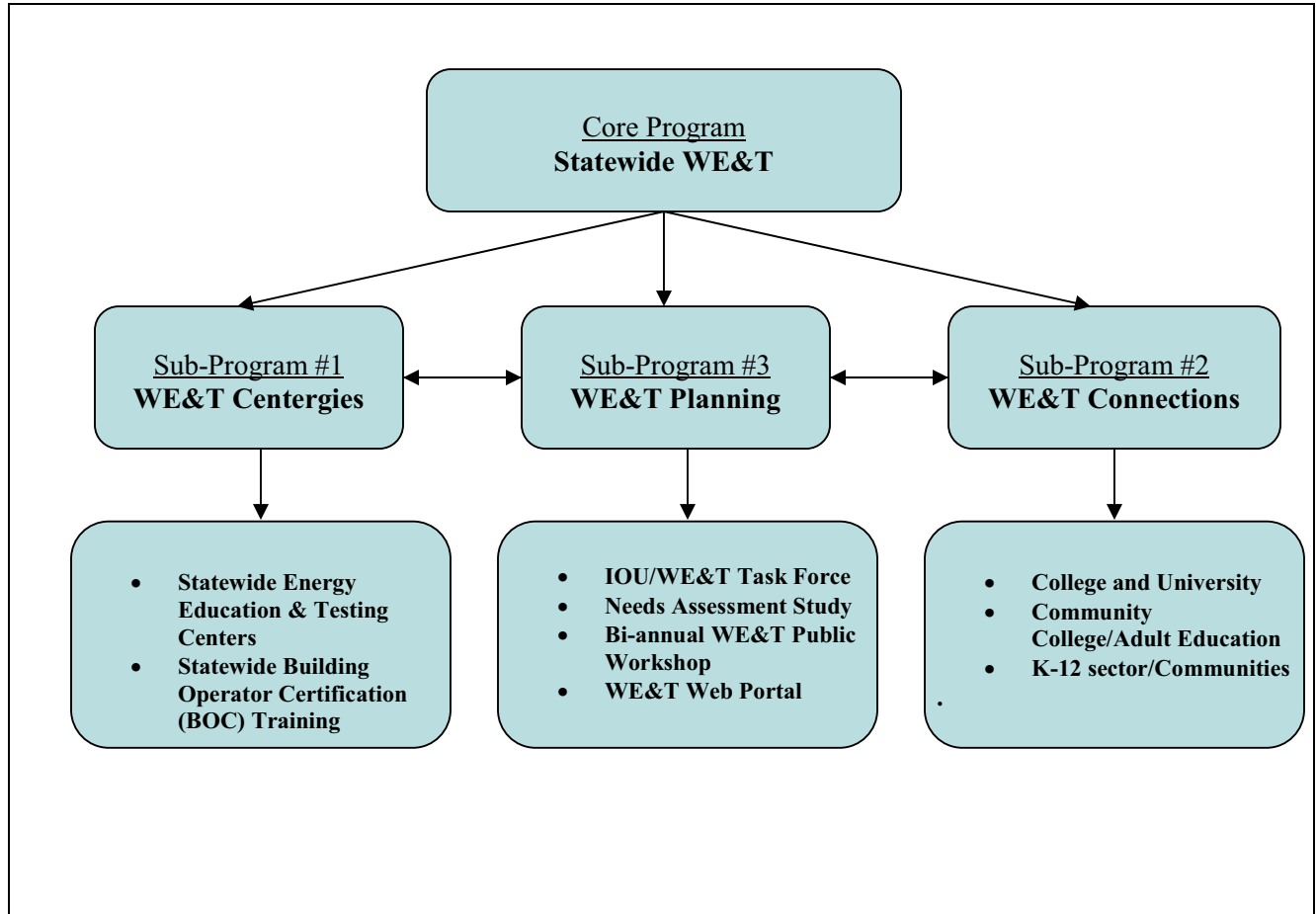
FF is a code for type of fuel. First letter is for baseline, second letter is for measure. Use "E" for electric, "G" for gas, "S" for solar, "W" for wind, "O" for other, "R" for other renewable.

The 24 T's represent a project technology / subject descriptor using up to 24 alpha-numeric characters.

2009 – 2011 Energy Efficiency Programs Statewide Workforce Education and Training Program Implementation

1) Statewide Workforce Education & Training (WE&T) (Program ID# 9)

Diagram I: Statewide WE&T Core Program Implementation Structure¹



¹ Sub-Program write-up contains detail on cross-cutting coordination and strategies with market sectors and market segments, as well as descriptions of specific shared component activities, projects and implementation models.

**2009 – 2011 Energy Efficiency Programs
Statewide Workforce Education and Training
Program Implementation**

2) Projected Program Budget Table (IOU specific):

Table 1²

Program #	Main Program Name/Sub-Programs	Total Administrative Cost (Actual)	Total Marketing & Outreach (Actual)	TOTAL Direct Implementation	Integration Budget Allocated to Other Programs (if Applicable)	Total Budget By Program (Actual)
	Market Sector Programs					
	SCG SW Workforce, Education & Training					
	#SW-WE&TA - Strategic Planning & Implementation	\$ -	\$ -	\$ 756,000	\$ -	\$ 756,000
	#SW-WE&TB - WE&T Centers	\$ 2,227,502	\$ 333,560	\$ 6,278,525	\$ -	\$ 8,839,587
	#SW-WE&TC - WE&T Connections	\$ 124,530	\$ -	\$ 1,157,342	\$ -	\$ 1,281,871
	TOTAL:	\$ 2,352,032	\$ 333,560	\$ 8,191,866	\$ -	\$ 10,877,458

“These budget numbers are presented in Appendix C: Energy Division Tables, Graphs & Pie Charts: Table 7.1 - 2009 - 2011 IOU Strategic Planning Program Budget”

3) Projected Program Gross Impacts Table – by calendar year

WE&T is deemed a non-resource program and thus is not expected to provide energy savings impacts to the IOU Energy Efficiency portfolio for the 2009-2011 program years. However, as part of the on-going efforts of the IOUs and recommendations taken from future study results, the IOU WE&T programs are continually seeking methodologies that can support energy savings contributions for WE&T activities. (See Section 6.1.f.i-ii for a discussion of proposed pilots to quantify energy savings associated with WE&T Centergies programs.)

² Definition of Table 1 Column Headings: Total Budget is the sum of all other columns presented here

Total Administrative Cost includes all Managerial and Clerical Labor, Human Resource Support and Development, Travel and Conference Fees, and General and Administrative Overhead (labor and materials).

Total Direct Implementation – includes all financial incentives used to promote participation in a program and the cost of all direct labor, installation and service labor, hardware and materials, and rebate processing and inspection used to promote participation in a program.

Total Marketing & Outreach includes all media buy costs and labor associated with marketing production.

Integrated Budget Allocated to Other Programs includes budget utilized to coordinate with other EE, DR, or DG programs.

Total Budget is the sum of all other columns presented here

Definition of Sub-Program: A “sub-program” of a program has a specific title; targets; budget; uses a unique delivery or marketing approach not used across the entire program; and for resource programs, has specific estimated savings and demand impacts.

**2009 – 2011 Energy Efficiency Programs
Statewide Workforce Education and Training
Program Implementation**

Table 2

Program #	Main Program Name/Sub-Programs	2009-2011 Three-Year EE Program Gross kWh Savings	2009-2011 Three-Year EE Program Gross kW Savings	2009-2011 Three-Year EE Program Gross Therm Savings
	Market Sector Programs			
	SCG SW Workforce, Education & Training			
	#SW-WE&TA - Strategic Planning & Implementation	0	0	0
	#SW-WE&TB - WE&T Centers	0	0	0
	#SW-WE&TC - WE&T Connections	0	0	0
	TOTAL:	0	0	0

“These savings values are presented in Appendix C: Energy Division Tables, Graphs & Pie Charts: Table 7.2 - IOU 2009 - 2011 Program Savings Estimates”

4) Program Description

a) The Statewide IOU Workforce Education and Training (WE&T) Program represents a portfolio of education, training and workforce development planning and implementation funded by or coordinated with the Investor-owned Utilities (IOUs): Pacific Gas & Electric (PG&E), Southern California Edison (SCE), San Diego Gas & Electric (SDG&E), and Southern California Gas (SCG). Education and training is a vital component to each of the IOU energy efficiency portfolio filings for 2009-2011 and integral in supporting achievement of IOU energy savings targets and the workforce objectives set forth in the California Long-Term Energy Efficiency Strategic Plan (Strategic Plan). Workforce Education & Training has become an important crosscutting activity for the IOUs in an effort to not only educate and train current workers, but to prepare future workers to be able to successfully perform the jobs needed to help achieve increased energy savings targets for the IOUs and California’s clean energy goals.

WE&T relies on statewide coordination to collaboratively create a comprehensive training platform that leverages the potential of key stakeholders with the resources, knowledge and commitments to implement an education and training strategy that focuses on integrating existing workforce skills with new workforce needs, as well as expand outreach efforts to increase awareness and demand for green careers.

California wants to expeditiously increase statewide workforce development and training relying on strategically coordinated planning and administration to deliver energy efficiency and demand side energy management in the public and private sectors. This effort will require concerted planning among secondary and post-secondary educational leaders, technical and professional organizations, state

2009 – 2011 Energy Efficiency Programs Statewide Workforce Education and Training Program Implementation

agencies, economic and labor development organizations, utilities, construction and manufacturing businesses that deliver energy management and efficiency solutions.

The Strategic Plan vision for WE&T is that: “[b]y 2020, California’s workforce will be trained and engaged to provide the human capital necessary to achieve California’s economic energy efficiency and demand-side management potential.”³ To do this, the Statewide IOU WE&T Program must be constructed in an implemental form to: 1) initiate and drive long-term WE&T development and strategic planning, including identification of funding streams and market sector specific needs; 2) support community college and adult education efforts to develop education based on visible career paths in energy efficiency and related fields; 3) incorporate energy efficiency and integrated demand side energy management into traditional contractor and technician training; 4) support creation or expansion of energy management and efficiency focused curriculum by college and university programs and fostering of this knowledge in clear view of students and faculty; 5) support development of K-12 curriculum to include a basic understanding of energy fundamentals, including environmental and greenhouse gas impacts as well as solutions to mitigate energy use impact such as energy efficiency, demand side energy management, and behavioral changes. Another curriculum component would be to identify how career education in energy-related fields can be incorporated across the grades, bolster high school career counseling to improve community college enrollment in green job training programs; 6) achieve the fullest participation by minority, low income and disadvantaged communities in training and education at all levels of DSM and the energy/resource efficiency industry. Diagram I illustrates the proposed program implementation structure for the Statewide IOU WE&T Program to best deliver the strategies outlined by the Strategic Plan.

Throughout the approved IOU Program Implementation period, the WE&T Program will strive to continuously initiate and facilitate ongoing dialogue with a broad group of market and education sector stakeholders to define, introduce and drive long-term WE&T development and solutions to establish energy efficiency and demand side management education and training at all levels of California’s educational system and accommodate the dramatic increase in energy efficiency activities envisioned by the Strategic Plan. The Statewide IOU WE&T Program includes three pivotal Sub-Programs that form an integrated and cohesive structure for implementing WE&T curriculum and related activities in support of IOU energy savings targets and the long-term strategic goals for the state of California as prioritized and outlined by the Strategic Plan and Big Bold Energy Efficiency Strategies (BBEES). There three Sub-Programs include:

- i. The **WE&T Centergies** Sub-Program is generally organized around market sectors and cross-cutting segments to facilitate workforce education and training

³ California Long Term Energy Efficiency Strategic Plan, p. 74.

2009 – 2011 Energy Efficiency Programs Statewide Workforce Education and Training Program Implementation

appropriate to achieve the energy savings, demand reductions and related energy initiatives required of the IOUs. Energy Centers represent the largest component of this Sub-Program group, have many years of experience in creating and disseminating high-quality programs, and provide WE&T curriculum and related deliverables - training courses, seminars, workshops, clean energy technology demonstration, equipment efficiency testing, interactive training exhibits and lectures to promote industry trends and developments for advancing energy efficiency as a professional discipline. Statewide Energy Education and Testing Centers (Centers) are located in the IOU's service territories. For many years, they have served as the IOU's primary delivery channels for mid-stream/upstream workforce education and training, information dissemination, and education/outreach coordination. IOU administered Third-party, Partnership, Local Government and Emerging Technology programs, Codes and Standards, Heating, Ventilation and Air Conditioning (HVAC), Low Income Energy Efficiency (LIEE), as well as other community-based training efforts are supported by the Energy Centers to sponsor workforce training courses (**Refer to WE&T Centergies Sub-Program section 6a for more detail discussion**).

The Statewide Building Operator Certification (BOC) Training Partnership, the second component of this subprogram, will continue to play a major role in improving and maintaining California's energy efficient green collar building workforce stock of building engineers, stationary engineers, maintenance supervisors, maintenance workers, facility coordinators, HVAC technicians, electricians, , and others in the facility operation and maintenance field. The IOUs have been collaborating with BOC to offer California building operators competency-based training and certification, resulting in improved job skills and more comfortable, efficient facilities. Operators earn certification by attending training and completing project assignments in their facilities. Training topics include facility electrical, HVAC and lighting systems, indoor air quality, environmental health and safety, and energy conservation. The IOUs will work with BOC to shape and realign the BOC certification program to be consistent with the California Long Term Energy Efficiency Strategy Plan (CLTEESP).

- ii. The **WE&T Connections** statewide Sub-Program is organized around downstream and upstream IOU relationships with the educational sector, entry and intro-level community-based training efforts that support workforce development in energy efficiency, energy management and new emerging green careers. This Sub-Program focuses emphasis on education curriculum and related activities that inspire interest in energy careers, new and emerging technology, as well as future skills development to advance the energy initiatives and goals of the state. This Sub-Program involves expanded relationship building to foster curriculum development and related training that are a result of existing and expanding industry needs. IOUs will work with education institutions, labor and communities to nurture interest in green careers by K-12, community college, occupational, vocational, and major university students, as well as assist in growth

**2009 – 2011 Energy Efficiency Programs
Statewide Workforce Education and Training
Program Implementation**

of low-income and transitional workforce targeted clean energy training programs **(Refer to WE&T Connections Sub-Program section 6b for more detail discussion).**

- iii. **WE&T Planning** Sub-Program involves management and execution of several strategic statewide planning tasks and resulting project implementation actions initiated by the Strategic Plan. The tasks and projects are seen as instrumental in delivering mechanisms and protocols that facilitate on-going momentum and focus on the achievement of workforce, education and training long-term goals. The WE&T Planning Sub-Program facilitates implementation and completion of the four key strategic tasks identified in the Strategic Plan to drive long-term WE&T development:

- 1) Form an IOU/CPUC WE&T Task Force
- 2) Conduct a Needs Assessment
- 3) Create a WE&T Specific Web Portal
- 4) Facilitate bi-Annual WE&T Public Workshops

(Refer to WE&T Planning Sub-Program section 6c for more detail discussion).

- b) List of current measures/curriculum:

Refer to WE&T Sub Program section 6a and 6b for specific detail

i. WE&T Centergies

a. Statewide Energy Education and Testing Centers (Centers)

The Centers will continue to offer and expand their curricula to their current and to new audiences that make up California's energy efficiency workforce. The primary target audience for the Centers and that audience's significance to California's energy efficiency future is in Attachment 11. Attachment 11 also includes a more comprehensive list of existing and new educational seminars that the Centers will offer at the local and statewide level. The list reflects classes that are developed around specific technologies or installation methods as well as classes that present integration among DSM programs, including distributed generation and demand response. NOTE: The course topics listed in Attachment 11 will be modified during the program cycle, as new technologies are introduced into the marketplace and changes to codes and standards are implemented.

b. Statewide Building Operator Certification (BOC) Training Partnership

BOC will continue to be a workforce education and training partner with the IOUs. The IOUs will expand and improve the BOC partnership. The "measures" to be provided in the BOC program include delivery of the Level I (7-class series) and Level II (4-class series) certification courses listed below. BOC will also track certification statistics.

**2009 – 2011 Energy Efficiency Programs
Statewide Workforce Education and Training
Program Implementation**

Course Series	2009-11	2009	2010	2011
	Total Level 1/Level 2			
SCE	23	7	8	8
	16/7	5/2	6/2	5/3
PG&E	23	7	8	8
	16/7	5/2	6/2	5/3
SoCal Gas	5	1	2	2
	4/1	1/0	2/0	1/1
SDG&E	9	3	3	3
	7/2	3/0	2/1	2/1

***Numbers does not reflect shared BOC sessions (promotion/costs) planned with SCE**

ii. WE&T Connections

College and University sector:

The IOU funded programs that operate at UC/CSU campuses offer the following to advance the strategic plan goals:

- Work with the UC Office of the President of Academic Affairs and the CSU Office of Degree Programs and Educational Opportunities to 1) promote energy minor or major degree programs, 2) collaborate and/or provide expertise in the development of complementary new and revised courses that will form a comprehensive integrated approach to energy education, and 3) consult with campus-specific administrators to define additional courses needed to meet the growing need for graduates with skills in energy efficiency and related fields,
- Student interns work with many campus groups and organizations to promote energy efficiency and green careers to the student body,
- Student interns will work with campus EOP Programs to ensure that minority, low income and disadvantaged students are fully engaged in our energy efficiency and green career path programs. Many students do not apply for admission to college because no one in their family has ever attended college or because college seems too expensive. EOP aims to improve the access, retention and graduation of students who have been historically disadvantaged, either socially or economically,
- Student Interns promote energy efficiency throughout the campus by performing energy assessments and providing recommended actions to operate more efficiently,

2009 – 2011 Energy Efficiency Programs Statewide Workforce Education and Training Program Implementation

- Provides a pathway to green jobs through professional development, training, mentoring, integrated academic curricula, internships, project based learning, and a broad-based professional network, and
- Students are offered job shadowing and internships with IOUs, Universities, other entities or government agencies.

Community College sector:

The Community College program will better position California's workforce to meet the growing need for energy professionals as well as advance the strategic plan goals:

- The California Community College training and education program currently provides energy efficiency courses for CCC facilities, operations and maintenance staff in an effort to create an energy efficient environment, help in the development energy efficient policies, take advantage of DSM programs and implement distributed generation programs,
- IOUs are in the early stages of discussion with the Community Colleges in the development of a Utility Workforce Education & Training collaborative. The first step is to gather labor market information from employers in the energy sector and, use the labor market information to develop new certificate and degree programs that focus on energy efficiency and demand side management, and
- IOUs will work with campus EOP Programs to ensure that minority, low income and disadvantaged students are fully engaged in our energy efficiency and green career path programs. Traditionally, minority, low income and disadvantaged students heavily favor community Colleges because it is economically more feasible as well as because either their GPA or standardized test scores were not high enough to get into a university. EOP provides support and helps students transition to universities if that is the goal of the student. EOP aims to improve the access, retention and graduation of students who have been historically disadvantaged, either socially or economically

K-12 sector:

The various K-12 educational components all offer the following as well as advance one of the strategic plan goals:

- Ensure that minority, low income and disadvantaged communities fully participate in training and education programs.
- Designed to promote green careers to K-12 students through energy, environmental curriculum and highlight green careers/jobs. Students will learn about and prepare for green jobs through classroom instruction, experimental learning, and exposure to professionals in the field,
- Designed to educate students on energy, water, renewable energy, demand response, distributed generation as well as green house gases and impact to

2009 – 2011 Energy Efficiency Programs Statewide Workforce Education and Training Program Implementation

the environment, with the goal of influencing day-to-day decisions of students and their households (customer awareness focused),

- Designed to educate schools on the benefits of implementing energy efficiency policies and demand response programs at their sites to impact energy use in schools, and (customer awareness focused), and
- The IOUs and/or our third party vendors will work with the State's Department of Education (Curriculum Commission) as well as Counties' Departments of Education to be included in curriculum development advisory boards so that we can contribute to tailored K-12 curriculum that includes the science of energy, energy efficiency and some discussion about green careers.

- c) List non-incentive customer services.

Refer to WE&T Centergies Sub-Program section 6a for specific detail.

i. WE&T Centergies

A table of the Centers' elements are summarized and defined in section 4-a-i above. The common Center elements include:

- Educational seminars
- Technical consultations
- Outreach efforts
- Food Service Test Protocols
- Tool Lending Libraries
- Educational Partnerships
- Support and collaboration with HVAC industry
- Energy Design Resources integration and collaboration

These non-incentive customer services will be used to direct the Centers' customers to the IOU's incentive programs through inclusion of program materials in class course books, through information integration on Centers' class websites, and literature displays in Centers' exhibits.

- 5) Program Rationale and Expected Outcome

- a) Quantitative Baseline and Market Transformation Information

Market transformation (MT) metrics proposed in Tables 3 and 4 are preliminary. The proposed metrics are meant to initiate a collaborative effort to elaborate meaningful metrics that will provide overall indicators of how markets as a whole are evolving. MT metrics should neither be used for short-term analyses nor for specific program analyses. Rather, should focus on broad market segments.

Market transformation is embraced as an ideal end state resulting from the collective efforts of the energy efficiency field, but differing understandings of both the MT process and the

2009 – 2011 Energy Efficiency Programs Statewide Workforce Education and Training Program Implementation

successful end state have not yet converged. The CPUC defines the end state of MT as “Long-lasting sustainable changes in the structure or functioning of a market achieved by reducing barriers to the adoption of energy efficiency measures to the point where further publicly-funded intervention is no longer appropriate in that specific market.”⁴ The Strategic Plan recognizes that process of transformation is harder to define than its end state, and that new programs are needed to support the continuous transformation of markets around successive generations of new technologies⁵.

Market transformation programs differ from resource acquisition programs on 1) objectives, 2) geographical and 3) temporal dimensions, 4) baselines, 5) performance metrics, 6) program delivery mechanisms, 7) target populations, 8) attribution of causal relationships, and 9) market structures⁶. Markets are social institutions⁷, and transformation requires the coordinated effort of many stakeholders at the national level, directed to not immediate energy savings but rather to intermediary steps such as changing behavior, attitudes, and market supply chains⁸ as well as changes to codes and standards. Resource acquisition programs rely upon the use of financial incentives, but concerns have been raised that these incentives distort true market price signals and may directly counter market transformation progress⁹. According to York¹⁰, “Market transformation is not likely to be achieved without significant, permanent increases in energy prices. From an economic perspective, there are 3 ways to achieve market transformation: (1) fundamental changes in behavior, (2) provide proper price signals, and (3) permanent subsidy.”

The question of what constitutes successful transformation is controversial because of a Catch-22: Market transformation is deemed successful when the changed market is self-sustaining, but that determination cannot be made until after program interventions are ended. Often, however, the need for immediate energy and demand savings or immediate carbon-emissions reductions will mean that program interventions may need to continue, which would interfere with the evaluation of whether MT is self-sustaining. Market transformation success has also been defined in terms of higher sales of efficient measures than would have otherwise occurred against a baseline absent of program interventions. The real world, however, provides no such control condition. Evaluators must estimate these

⁴ California Public Utilities Commission Decision, D.98-04-063, Appendix A.

⁵ California Public Utilities Commission (2008) *California Long Term Energy Efficiency Strategic Plan*, p. 5. Available at <http://www.californiaenergyefficiency.com/docs/EEStrategicPlan.pdf>

⁶ Pelozo, J., and York, D. (1999). “Market Transformation: A Guide for Program Developers.” Energy Center of Wisconsin. Available at: <http://www.ecw.org/ecwresults/189-1.pdf>

⁷ Blumstein, C., Goldstone, S., & Lutzenhiser, L. (2001) “From technology transfer to market transformation”. Proceedings of the European Council for an Energy Efficient Economy Summer Study. Available at http://www.ecee.org/conference_proceedings/ecee/2001/Panel_2/p2_7/Paper/

⁸ Sebold, F. D., Fields, A., Skumatz, L., Feldman, S., Goldberg, M., Keating, K., Peters, J. (2001) *A Framework for Planning and Assessing Publicly Funded Energy Efficiency*. p. 6-4. Available at www.calmac.org.

⁹ Gibbs, M., and Townsend, J. (2000). The Role of Rebates in Market Transformation: Friend or Foe. In *Proceedings from 2000 Summer Study on Energy Efficiency in Buildings*.

¹⁰ York, D., (1999). “A Discussion and Critique of Market Transformation”, Energy Center of Wisconsin. Available at <http://www.ecw.org/ecwresults/186-1.pdf>.

2009 – 2011 Energy Efficiency Programs Statewide Workforce Education and Training Program Implementation

baselines from quantitative factors such as past market sales that may be sparse and/or inaccurate - particularly for new products. Evaluations must also defer to expert judgments on what these baselines may have been as well as on the degree of successful market transformation¹¹. Due to the subjective nature of these judgments, it is imperative that baselines as well as milestone MT targets be determined and agreed upon through collaborative discussion by all stakeholders, and these targets may need periodic revision as deemed necessary by changing context.

Market transformation draws heavily upon diffusion of innovation theory¹², with the state of a market usually characterized by adoption rate plotted against time on the well-known S-shaped diffusion curve. In practice, however, the diffusion curve of products may span decades¹³. Market share tracking studies conducted 3, 5 or even 10 years after the start of an MT program may reveal only small market transformation effects¹⁴. The ability to make causal connections between these market transformation effects and any particular program's activities fades with time, as markets continually change and other influences come into play.

These challenges mentioned above are in reference to programs that were specifically designed to achieve market transformation; and these challenges are only compounded for programs that were primarily designed to achieve energy and demand savings. However, since the inception of market transformation programs almost two decades ago, many lessons have been learned about what the characteristics of successful MT programs are. First and foremost, they need to be designed specifically to address market transformation. "The main reason that (most) programs do not accomplish lasting market effects is because they are not designed specifically to address this goal (often because of regulatory policy directions given to program designers.)¹⁵" The Strategic Plan recognizes that regulatory policies are not yet in place to support the success of market transformation efforts¹⁶, but also reflects the CPUC's directive to design energy efficiency programs that can lay the groundwork for either market transformation success or for codes and standards changes.

Above all else, the hallmark of a successful market transformation program is in the coordination of efforts across many stakeholders. The most successful MT programs have involved multiple organizations, providing overlapping market interventions¹⁷. The Strategic Plan calls for coordination and collaboration throughout, and in that spirit the utilities look forward to working with the CPUC and all stakeholders to help achieve market transformation while meeting all the immediate energy, demand, and environmental needs.

¹¹ Nadel, S., Thorne, J., Sachs, H., Prindle, B., and Elliot, R.N. (2003). "Market Transformation: Substantial Progress from a Decade of Work." American Council for an Energy-Efficient Economy, Report Number A036. Available at: <http://www.aceee.org/pubs/a036full.pdf>

¹² Rogers (1995) Diffusion of Innovations, 5th Ed.

¹³ Example in bottom chart of this graphic from NYTimes:
<http://www.nytimes.com/imagepages/2008/02/10/opinion/10op.graphic.ready.html>

¹⁴ Sebold et al (2001) p. 6-5,

¹⁵ Peters, J.S., Mast,B., Ignelzi, P., Megdal, L.M. (1998). *Market Effects Summary Study Final Report: Volume 1.* Available at <http://calmac.org/publications/19981215CAD0001ME.PDF>.

¹⁶ CPUC (2008) Strategic Plan, p. 5.

¹⁷ Nadel, Thorne, Saches, Prindle & Elliot (2003).

2009 – 2011 Energy Efficiency Programs Statewide Workforce Education and Training Program Implementation

Drawing upon lessons learned from past MT efforts, the Energy Center of Wisconsin's guide for MT program developers¹⁸ suggests that the first step is not to set end-point definitions, progress metrics or goals. Rather, the first steps include forming a collaborative of key participants. As the Strategic Plan suggests, these may include municipal utilities, local governments, industry and business leaders, and consumers. Then, with the collective expertise of the collaborative, we can define markets, characterize markets, measure baselines with better access to historical data, and define objectives, design strategies and tactics, implement and then evaluate programs. The collaborative will also provide insights that will set our collective expectations for the size of market effects we can expect, relative to the amount of resources we can devote to MT. No one organization in the collaborative will have all the requisite information and expertise for this huge effort. This truly needs to be a collaborative approach from the start.

The metrics and baselines described below in Tables 3 and 4 are presented for the purposes of starting the much-needed discussion between all key participants. These are suggestions, intended to allow key participants to pilot-test processes for establishing baseline metrics, tracking market transformation progress, and for refining evaluation tools. Early trial of these evaluation metrics will reveal any gaps in data tracking so that we may refine our processes before full-scale market transformation evaluations take place.

The set of metrics we selected is intentionally a small set, for several reasons. First, as mentioned, the full set of metrics and baselines need to be selected by key participants. Second, we anticipate that market share data for many mid- and low-impact measures will be too sparse to show MT effects and not cost-effective to analyze. Third, we selected core measures and metrics that would both be indicative of overall portfolio efforts. These measures are also likely to be offered on a broad level by other utilities, providing a greater base of sales and customer data that could be analyzed for far-reaching MT effects.

The IOUs are proposing a metric that is believed to reliably indicate a trend toward market transformation for energy efficiency workforce education and training. While all metrics fall short of a perfect measure, the ideal metric would have a baseline that is already established that includes a reasonable and easy method of duplication and comparison. Market transformation cannot be measured on a year to year basis but will take several years and measurements to reliably discern trends. With this in mind, the IOUs propose the following metric:

- The ratio of post-secondary education institutions that offer a certification program related to energy efficiency.

Baseline metrics and future targets could be determined through a representative sampling of the all of all post-secondary educational institutions in California. The overarching purpose for this metric is to estimate the expansion certification programs in California.

¹⁸ Peloza & York, (1999).

2009 – 2011 Energy Efficiency Programs Statewide Workforce Education and Training Program Implementation

Therefore, for the Workforce Education and Training sector, the approach to quantitative baseline and market transformation information is as follows:

Table 3

Metric A
Ratio of post-secondary institutions that offer energy efficiency-related certification programs versus all representative schools.

b) Market Transformation Information

As stated above, market transformation draws heavily upon diffusion of innovation theory, with the state of a market characterized by adoption rate plotted against time on the well-known S-shaped diffusion curve. In practice, however, the diffusion curve of products may span decades. Market share tracking studies conducted 3, 5 or even 10 years after the start of an MT program may reveal only small market transformation effects. Therefore it is problematic, if not impractical, to offer internal annual milestones towards market transformation sectors and specific program activities.

As a consequence, it is not appropriate to offer more than broad and general projections. Any targets provided in the following table are nothing more than best guesstimates, and are subject to the effects of many factors and market forces outside the control of program implementers.

Table 4

Workforce Education & Training Internal Market Transformation Planning Estimates			
	2009	2010	2011
Metric A	Upward moving trend over time.	Upward moving trend over time.	Upward moving trend over time.

c) Program Design to Overcome Barriers:

The Statewide IOU WE&T Program structure illustrated by this document is intended to address several new and recent challenges, and existing barriers in order to implement a sustainable long-term education and training strategy, while leveraging the resources of the CA-IOUs to help influence energy efficiency curriculum and training content among education, labor and community sectors in a way that incorporates best practices and coordinates investment throughout the state.

The national, statewide and local economic downturn poses a real barrier to change, creating the risk of distracted focus and resistance to invest in projects. The IOUs currently represent a long and stable commitment to energy efficiency and demand-side management education and training. The IOUs have demonstrated the ability to offer a

2009 – 2011 Energy Efficiency Programs Statewide Workforce Education and Training Program Implementation

targeted breadth of education and training program, but market transformation toward a new green workforce will require an urgent and commitment to change by educational sector stakeholders.

The challenge of introducing new technology into the marketplace has historically relied on coordination between technology development, research and technology commercialization. IOUs have demonstrated flexibility in identifying new and emerging technology training needs and introducing workforce training courses to both private and public sectors. However, market transformation to meet target dates associated with net zero new construction and code adoptions will require a rebound in the economy and interest in new investment.

The IOUs offer a broad statewide contiguous view on workforce, education and training which few other parties have. The proposed implementation plan leverages the statewide IOU assets and resources to the extent possible to address gaps in the workforce landscape, and IOUs can act as conduits to identify new or successful local and regional workforce training models that can be migrated across the state into underserved areas via IOU implementation or IOU administration of third-party sponsored implementation. Such an effort cannot occur solely from IOU funding, so there will need to be additional financial stimulus from alternative resources.

WE&T Connections

Energy education is critical to assuring a stable and reliable supply of electricity in California. Educating students will create a new generation of Californians who understand the significance of energy in their lives, their role in its efficient use and the importance of managing our limited resources for the future. This knowledge and information can also lead to life-long energy savings habits and a concern for the environment and its limited resources for not only the students but, for their family and friends. This knowledge and education can also lead the interest in a future green career path. However, given the budget cuts at schools, cuts to curriculum and longer work hours for teachers, getting this message across may not be possible without the assistance of these IOU sponsored programs.

WE&T Connections program components are designed to be both flexible and effective across diverse learning environments. All program components promote the science of energy, energy efficiency, demand response, distributed generation, and empower K-12 and college students to become advocates of smart energy management in their homes, schools, and communities. The program effectively combines classroom learning with hands-on activities such as.....

The program will address lost opportunities in the schools market by implementing a comprehensive, innovative approach that involves incorporating:

- Some of the nation's leading energy education programs. These programs are 1) designed to promote green careers through energy and environmental curriculum,

2009 – 2011 Energy Efficiency Programs Statewide Workforce Education and Training Program Implementation

2) designed to educate students on energy, water, renewable energy, demand response, distributed generation as well as green house gases and impact to the environment, with the goal of influencing day-to-day decisions of students and their households, 3) also designed to educate schools/facilities on the benefits of implementing energy efficiency policies and demand response programs at their sites so as to impact energy use in schools and, universities and to project energy and environmental leadership by example

- The program is developed in collaboration with natural gas, electricity and water agencies to promote and encourage the adoption of energy efficiency, demand response, distributed generation and water conservation options.
- Collaboration and integration with residential and business incentive programs that result in firm energy savings for homes and schools.

The WE&T Connections program will address the needs of schools through a combination of student, teacher and school administrator education programs and increase their awareness and knowledge as well as provide support in developing curriculum and/or lesson plans that support these objectives. Also, once school-aged children learn something new like energy efficiency, they are great advocates for taking that knowledge home and teaching/motivating their parents and siblings to take actions to reduce energy and water consumption. University students can conduct valuable research and effectively educate their peers as well as campus administrators about energy efficiency:

- Educational campaigns can result in significant energy savings on campus facilities and dorms by changing behaviors and purchasing decisions;
- Students are effective advocates, able to reach their peers, communities and high-level decision makers in promoting green jobs on campus.
- IOUs will coordinate with the Department of Education Curriculum Frameworks and Instructional Resources Division to discuss how curricula on energy efficiency fundamentals, GHG issues and global climate change can be included in the Science Framework (SCE has submitted an application to be on the Science Curriculum Framework and Evaluation Criteria Committee for the revision of Science Framework, adoption in 2012). Additionally, coordinate with the Dept. of Ed for inclusion of curricula of green career options in energy-related fields in the Career Technical Education Framework for 7-12.
- IOUs will update the “Resource Guide for Teachers” developed by SCE that provides an annotated listing of sites and curricula for teachers and students covering issues related to energy, energy efficiency and the environment.
- IOUs will coordinate with partners to expand outreach into K-12 schools that have curricula on energy, water, and environmental issues (e.g., California Department of Education, Water Districts, California Department of Energy, California Energy Commission, Air Quality Management Districts).

2009 – 2011 Energy Efficiency Programs Statewide Workforce Education and Training Program Implementation

- As an outcome of the collaboration of partners representing curricula mentioned above suggestions on how to integrate career options in energy-related fields will be explored. In the interim the IOU's will review the existing curriculum programs that they support and work together to see where career options can be incorporated into their curricula.
- The IOUs and/or our third party vendors will work with the appropriate (as described in program description) K-12, Community College and University agencies responsible for developing curriculum, courses and programs needed to educate students about energy, energy efficiency and prepare them for a green career path.

d) Quantitative Program Targets: Provide estimated quantitative information on number of projects, companies, non-incentive customer services and/or incentives that program aims to deliver and/or complete in 2009-11 timeframe. Provide references where available.

Refer to WE&T Sub-Program sections for specific details

e) Advancing Strategic Plan goals and objectives: Describe how program aggressively advances the goals, strategies and objectives of the California Long Term Energy Efficiency Strategic Plan. Reference and describe how program advances *specific 2009-11 near term action steps* toward Strategies outlined in plan.

The proposed Statewide IOU WE&T program implementation structure, integrating WE&T Planning as a Sub-Program in parallel with the two other major statewide IOU Sub-Programs, WE&T Centergies and WE&T Connections is intended to better integrate long-term planning with WE&T implementation. As stated in the Strategic Plan, "This cross-cutting sector demands a truly statewide coordination effort that integrates energy efficiency training into a wide range of public and private programs. This effort will include the California Department of Education, the Department of Employment Development, industry and labor associations, educational institutions at all levels, technical and vocational training organizations, community based nonprofit organizations and the business community."¹⁹

California today is faced with an unprecedented challenge: The generation of students graduating high school in 2009 will need to stabilize carbon emissions in the 30+ years of their work career. Additionally, this generation will need to develop and trained on the next generation of energy technologies. Transforming California's current building industry into one that exemplifies carbon neutrality by 2020 will require major changes in our existing market infrastructure and business models. This will result in many new jobs and industries.

¹⁹ California Long Term Energy Efficiency Strategic Plan, p. 75.

2009 – 2011 Energy Efficiency Programs Statewide Workforce Education and Training Program Implementation

One of the keys to success for future implementation of energy efficiency technologies is the need to train the next generation workforce in energy-related positions. The Statewide IOU WE&T Program, supported by the strategic activities of the WE&T Planning Sub Program activities, established a connection among statewide implementers for increasing the knowledge and skills of the current generation - from local code officials, energy managers, and HVAC technicians to school teachers - to develop the muscle needed to achieve market transformation.

Achieving success in creating a workforce well educated in energy efficiency matters will require large-scale, ongoing, collaborative education, and training efforts to match evolving demands for both the type of jobs and number of workers needed to fully implement the Strategic Plan.

Addressing human capital resource requirements will require collaborative efforts of federal, state and local governments; financial institutions; community-based and non-profit organizations; industry and labor organizations and utilities. These entities present potential funding sources and opportunities for partnerships.

Students benefit from energy efficiency education and training opportunities with the ultimate goal of students entering careers in energy efficiency, advancing within their established career paths, and ultimately helping the state to meet very intense energy efficiency goals. A better trained workforce will advance the purpose of DSM implementation, policy, research and development, and education.

The educational components offered by the WE&T Connections program provide energy efficiency education and training at most levels of California's educational systems. The program also ensures that minority, low income and disadvantaged communities fully participate in training and education programs at all levels of the DSM and energy efficiency industry. The expected results are:

1. Students develop careers and existing workers develop skills and knowledge that advance DSM business, policy, research and development and education, and
2. Individuals from the targeted communities take advantage of programs that specialize in energy disciplines at all levels of the educational system and successfully advance themselves into rewarding careers in the energy services fields.

The Statewide IOU WE&T Program is structured to implement workforce training and workforce curriculum development in cooperation with the California Community Colleges Chancellor's Office, the California Board of Education and Adult Education Leadership. WE&T Planning Taskforce and bi-annual workshops will help to nurture technical training and education services that support community college and adult education within the first 12 months of the program cycle. Together, these relationships will be able to outline the foundational learning plan(s) needed to prepare students for

2009 – 2011 Energy Efficiency Programs Statewide Workforce Education and Training Program Implementation

career paths in energy efficiency and related fields. Based from experience, learning plan outlined through this collaborative effort could provide students with entry points for entering the field of energy efficiency and/or result in career development tracks within a traditional education system. IOUs would initially suggests learning plans be based on the “working backwards” exercise of asking what knowledge, skills, educational background and abilities are needed for particular sets of jobs and careers. Once these various attributes have been identified, learning plans shall be developed which will drive the development of curricula and training programs and support the knowledge and skills set needed to prepare students for the “green collar” workforce. The Statewide IOU WE&T Program will build on existing training activities to address “gaps” in the learning plans as appropriate and diagnosed by the needs assessment.

The Statewide IOU WE&T Program is modeled to generate stronger linkages to K-12, advising on energy curriculum and coordination between K-12, Community Colleges Chancellor’s Office and the adult education sector. The Statewide IOUs will exchange instruction and curricula with community colleges, industry and labor on HVAC, Energy Audits, Home Performance Retrofits and Building Operator Certification. The Statewide IOU WE&T Program will also advance consistency among the IOUs to use training curricula through established partnerships with the community colleges, vocational / technical / trade schools and apprenticeship programs.

The Statewide IOU WE&T Program establishes a framework for cross-sectional expansion of training curricula and related workforce development programs to address HVAC quality installation and maintenance, building construction, home performance audit and retrofit services, building operator certification, facilities maintenance and other technical fields. The Sub-Programs will build on the established partnerships with key partners to deliver technical information through a wide variety of training and education services for upstream actors such as contractors, installers, inspectors, plan checkers, designers, architects, engineers, vendors, installers and other technical skilled personnel to increase actions, awareness and attitudes toward energy efficiency. **(Refer to Statewide HVAC PIP – Program ID#6).**

The Statewide IOU WE&T Program as structured supports the Big / Bold Strategies adopted by the CPUC in the *Strategic Plan* by continuing to offer training programs on quality installation and maintenance of HVAC systems and equipment selection based on whole building design, training and certification, compliance improvement and new technologies. Education and Training will continue its focus on the building envelope and overall home performance by providing HVAC quality installation, maintenance and service courses based on ACCA (Air Conditioning Contractors of America) standards. Education and Training will also continue to offer programs on new and emerging technologies in HVAC (e.g., ductless mini-split heat pump systems) and will encourage HVAC participants to become certified under the North American Technician Excellence (NATE) certification program as a means of demonstrating technicians and installers’ ability to perform quality work. **(Refer to Statewide HVAC PIP – Program ID#6).**

2009 – 2011 Energy Efficiency Programs Statewide Workforce Education and Training Program Implementation

The Statewide IOU WE&T Program will work with Marketing Education and Outreach implementers on effective marketing and outreach strategies that will be designed to maximize participation in green career paths. For example, to increase awareness of the availability of training and career development programs, WE&T will contribute to the Web portal project to ensure that “green education” opportunities are accessible through the Web portal.

During the first 24 months of the program cycle, the Statewide IOU WE&T Program will be a guide for collaboration among the Department of Employment Development, community colleges, technical and vocational schools, industry and labor associations specifically on building job training programs and internships for ready students and preparing them for energy efficiency careers and related career paths. Collaboration will be aided by recruitment of key resources to help in promoting to students and continuing education participants the types of employment prospects available in energy derived from the WE&T Assessment study and other market data.

Within the first 24 months of the program cycle approval, the Statewide IOU WE&T Program structure will demonstrate its effectiveness to drive statewide coordination among key stakeholders to expand continuing education and college extension programs to include a greater focus on energy/resource efficiency, sustainability and green technologies. The Statewide IOU WE&T Program structure clearly shows the inclusion to collaborate with the UC/CSU system and California’s community colleges to bring an expanded focus on energy/resource efficiency to students and faculty; utilize the extension programs available through the colleges and universities to incorporate a continuing education curriculum component; and work with these educational institutions to help them with expansion of their green degree programs. The Statewide IOU WE&T Program will seek ways of increasing awareness of the importance of energy efficiency, sustainability and green technologies to California, and the key partners will be able to positively impact participation and enrollment in educational programs and green careers.

The Statewide IOU WE&T Program enhances relationships with K-12 public and private educators to share best practices to attract students and facilitate interest in energy efficiency careers and the study of energy efficiency and GHG emissions.. The WE&T Connections Sub-Program implementation, in collaboration with WE&T Planning activities, engage industry experts and educational specialists including but not be limited to: the State Department of Education, educators working at County Offices of Education, leaders in teacher organizations [e.g., California Science Teachers Association (CSTA), California Regional Environmental Education Community (CREEC), Regional Occupational Centers and Programs (ROCP), California Integrated Waste Management Board (CIWMB), and the California Environmental Protection Agency for the K-12 market to determine the inventory of educational resources, funding mechanisms, etc., and include a breakdown of workforce development and strategic planning needed to establish career training for energy-related fields.

**2009 – 2011 Energy Efficiency Programs
Statewide Workforce Education and Training
Program Implementation**

The California EPA and the California Integrated Waste Management Board (CIWMB) are involved in the implementation of AB1548. This is the development of a “unified education strategy to bring education about the environment into California’s primary and secondary schools” (www.calepa.ca.gov/Education/EEI/workgroups/envirotopics). Identified are fourteen specific environmental topics where curriculum is currently being developed. The WE&T will engage in the State Department of Education Science Framework revision to encourage incorporation of energy efficiency and renewable energy emphasis.

The Statewide IOU WE&T Program will help steer more training outreach and green careers education toward minority, low-income and disadvantaged communities. The IOU administered LIEE program is expected to dramatically expand the number of units that will receive education and weatherization services during the 2009-2011 program cycle. To meet the significantly higher goals, more communication and joint WE&T coordination will be necessary and desirable. The Statewide IOU WE&T Program creates an implementation framework to focus on expanding behavior modification in existing training programs to increase emphasis on energy efficient practices, steps that will enable installers, weatherization crews and energy specialists to build on the information they provide to minority, low-income and disadvantaged communities to achieve California’s economic energy efficiency potential.

6) Program Implementation

a. Statewide IOU Coordination:

As part of the overall Program Implementation Strategy, the statewide IOU WE&T program plans to institute protocols and processes to identify and facilitate statewide migration of quality training models into each IOU service area (refer to subsections 6-g), as well as into underserved communities within the respective IOU service areas, where appropriate.

Summary table of WE&T target sectors, program implementation and implementers:

Workforce Education & Training (target sectors)	Sub-Program [components]	Sub-Program [coordinated] implementation
Schools	Green Campus; Energenius; PEAK	WE&T; IOU UC/CSU/CCC Partnerships

**2009 – 2011 Energy Efficiency Programs
Statewide Workforce Education and Training
Program Implementation**

Commercial Market Segments	Tool Lending; Food Service; Building Design Training; Building Operations and Maintenance	WE&T (Energy Centers); Statewide Commercial Resource Programs; IOU Local Government Partnerships; BOMA; BOC; USGBC; New Construction; Codes & Standards
HVAC Industry	ACCA; IHACI - QI/QM/QS (ACCA standards inclusive)	WE&T (Energy Centers) Community Colleges Statewide HVAC Program
Residential Market Segments	Building Design and Construction Training; CLEO (SCG/SDGE)	WE&T (Energy Centers) BIA – Remodelers; Statewide Residential Resource Programs; New Construction; BPI; Low Income Energy Efficiency
Industrial/Agriculture Market Segments	Tool Lending; Audits/Assessments	WE&T Statewide Residential

**2009 – 2011 Energy Efficiency Programs
Statewide Workforce Education and Training
Program Implementation**

		Resource Programs; DOE
--	--	---------------------------

b. Program delivery and coordination:

Three areas of focus for the IOUs to deliver training curriculum to expanded audiences:

Joint statewide training and seminars – comprehensive energy efficiency and clean energy educational seminars and conferences jointly hosted, promoted and sponsored among the IOUs, municipalities, government agencies, non-profits and industry experts.

Distance learning – web-based platform for synchronous and asynchronous access to digitally transmitted and pre-recorded (catalogued) on-line education and training modules. Distance learning enables web casting as a communication tool to reach larger workforce audiences with specific training topics in a low cost manner. IOUs can explore co-production and access to on-line training curriculum with other agencies (i.e. CARB, CAL-EPA) to provide more comprehensive energy solutions training.

Outreach – Assist community-based training programs that offer Energy Efficiency and hands-on training green job curriculum to trainees in minority and other disadvantaged communities. These types of relationships will be coordinated with Low-income energy efficiency and likely piloted regionally by IOUs to develop best practices, determine cost effective designs and fine tune a model for turnkey statewide migration. IOUs can help community training programs implement best practices, measure impacts and revise programs, while helping to shape and form standardize integrated resource curriculum (i.e. water, air emissions) beyond what can be offered by IOUs.

i. Emerging Technologies (ET) program: The Statewide IOU WE&T Program will collaborate with Emerging Technologies in an improved manner to allow external participation in the ET process. Working closer with ET to increase knowledge and confidence in emerging technologies, the WE&T programs will help with implementation of these new technologies disseminating information and training to enhance market transformation and acceptance into the marketplace.

ii. Codes & Standards (C&S) program: The Statewide IOU WE&T Program structure segregates Sub-Program curricula to make it easier to identify training opportunities that: 1) enhance interest in C&S career positions, 2) provide training on the codification process of energy efficiency and green laws, 3) provide direct industry training on energy and green implementation strategies in response to current or impending codes and standards and 4) prepare the workforce for code compliance improvement tasks.

2009 – 2011 Energy Efficiency Programs Statewide Workforce Education and Training Program Implementation

iii. WE&T Efforts

The Statewide IOU WE&T Program will support the other IOU Energy Efficiency Programs as appropriate. Please see Section 6.b.iii for each Sub-Program for additional plans, if applicable.

iv. Program-specific marketing and outreach efforts

Please see Section 6.b.iv. for each Sub-Program, if applicable.

v. Rationale for selection of sub-contractors

Please see Section 6.b.v. for each Sub-Program, if applicable.

vi. Non-energy activities of program

Please see Section 6.b.vi. for each Sub-Program, if applicable.

vii. Non-IOU programs: The proposed Statewide IOU WE&T Program structure is very significant in that they represent a feasible and respected leader to help flesh out the common ground for delivering and coordinating statewide workforce training program among IOU and non-IOU sponsored trainers. WE&T as a strategic platform can help facilitate energy neutral training, coordination and funding among not only IOUs, but other stakeholders linked to California's energy plans.

Please see Section 6.b.vii for each Sub-Program for additional plans, if applicable.

viii. CEC work on PIER

Please see Section 6.b.viii. for each Sub-Program, if applicable.

ix. CEC work on C&S

Please see Section 6.b.ix. for each Sub-Program, if applicable.

x. Non-utility market incentives

Please see Section 6.b.x. for each Sub-Program, if applicable.

c. Best Practices:

In addition to showing the relationship of the Statewide WE&T Program and Sub-Programs, Diagram I also illustrates the bi-directional interaction anticipated between the Sub-Programs under this structure. This represents IOU commitment to the WE&T strategic plan and its objectives, as well as IOU interests in facilitating stakeholder input in presenting, identifying and supporting IOUs efforts to create well coordinated processes to connect and migrate local and regional WE&T models across the state based on best practices identified by a variety of stakeholders. The WE&T taskforce, with CPUC, IOU and statewide stakeholder roles can have a long-term impact on WE&T implementation plans of IOUs by maximizing the benefits of the structure presented. Regularly scheduled meetings among WE&T taskforce members will ensure that voices can be heard, IOUs implementation plans can be discussed and long-term WE&T strategic progress is addressed. As has been described in this section in some length, by

**2009 – 2011 Energy Efficiency Programs
Statewide Workforce Education and Training
Program Implementation**

layering the strategies outlined in the Strategic Plan on the Statewide IOU WE&T PIP, the IOUs see that as a sustainable framework for achieving the various goals sought by the CPUC from the IOUs.

- d. Innovation:
Please see Section 6.d. for each Sub-Program, if applicable.
- e. Integrated/coordinated Demand Side Management:
Please see Section 6.e. for each Sub-Program, if applicable.
- f. Integration across resource types (energy, water, air quality, etc):
Please see Section 6.f. for each Sub-Program, if applicable.
- g. Pilots:

There are a few pilot concepts that are being introduced to the WE&T Sub-Program portfolios. A pilot to the Statewide IOU WE&T Program committee represents a new concept that is being implemented on a limited scale for a duration of at least one year by one or more of the IOUs, and then evaluated using internal metrics and criteria for presentation to the statewide IOU WE&T representatives. Once the statewide IOU WE&T committee agrees that a particular idea or innovation has merit and funding among the IOUs on a statewide basis is deemed sufficient, the IOUs will adopt the pilot for statewide migration, establishing a project plan for integration as a statewide program and implementation across all IOU service areas. Each IOU will track the adopted Sub-Program pilot toward the statewide targets and goals to determine whether the pilot is generating the intended results in the new regions. **Refer to WE&T Sub Program sections 6a, 6b and 6c for specific detail of planned pilots.**

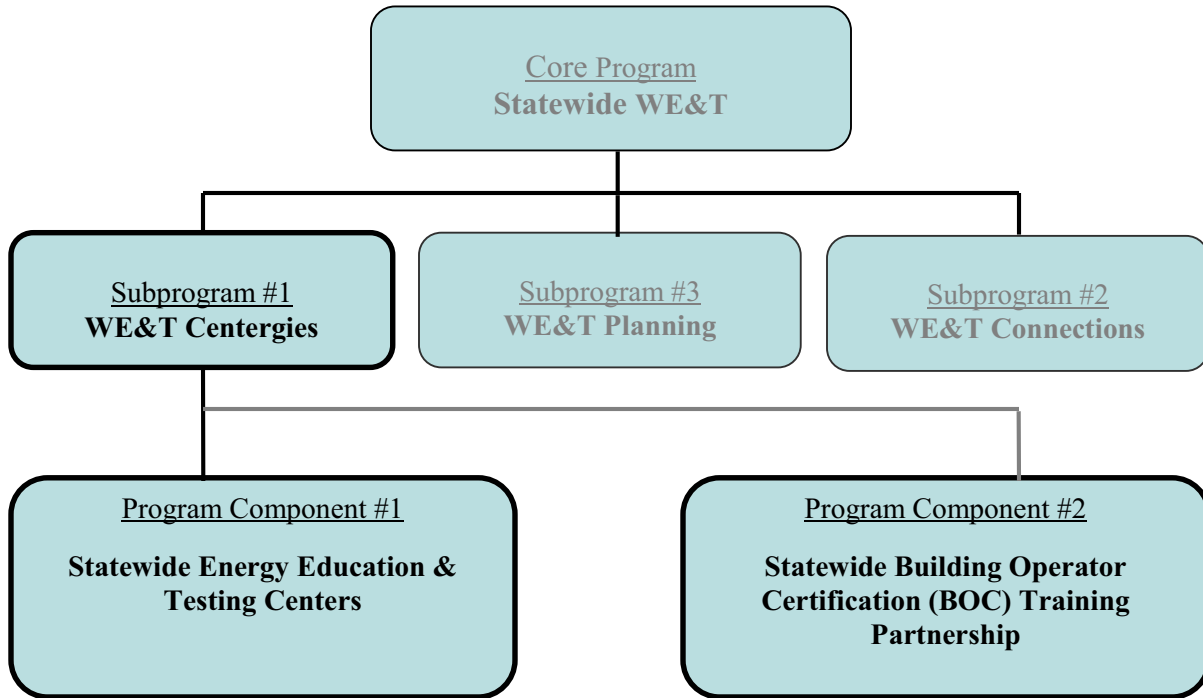
- h. EM&V:

The utilities are proposing to work with the Energy Division to develop and submit a comprehensive EM&V Plan for 2009-2011 after the program implementation plans are filed. This will include process evaluations and other program-specific studies within the context of broader utility and Energy Division studies. More detailed plans for process evaluation and other program-specific evaluation efforts cannot be developed until after the final program design is approved by the CPUC and in many cases after program implementation has begun, since plans need to be based on identified program design and implementation issues.

Please see Section 6.h. for each Sub-Program, if applicable.

**2009 – 2011 Energy Efficiency Programs
Statewide Workforce Education and Training
Program Implementation**

6.1) Sub-Program Implementation – WE&T Centergies



a) Statewide IOU Coordination

i. Program Name: The Statewide WE&T “Centergies” is a Subprogram within the Statewide WE&T Core Program. The “Centergies” Subprogram has two primary components which are diagramed above and described in greater detail below. Parts to the “components” shall be referred to as “elements”.

ii. Program delivery mechanisms:

i) **Statewide Energy Education and Testing Centers (Centers)**

Through their energy education and testing centers (Centers), California’s IOUs have been supporting the energy efficiency workforce and partnering with 3rd Party and Local Government Partnerships, in some cases, for over 30 years. As disseminators of information, the Centers are structured to deliver integrated energy efficiency, demand response, and renewable energy program information through their offerings described below. The Centers serve as a “public face” in interactions with the community and as a conduit to California’s local and statewide energy efficiency programs. With some variation at the local level, the Centers have and will continue to evolve their elements to:

- Deliver high-quality integrated educational seminars to train members of the energy efficiency workforce, including entry-level contractors, disadvantaged community members, university and community college students, architects, food service

2009 – 2011 Energy Efficiency Programs Statewide Workforce Education and Training Program Implementation

designers and operators, HVAC engineers, equipment installers, manufacturers, developers, and commissioning agents. Based on factors, including changes in technology, changes in codes and standards, and feedback from seminar participants, seminars will be improved to be more integrated between topics, such as distributed generation, demand response, and energy efficiency as described in subsections 6e and 6f. Seminars will continue to include transferring skills on energy audits to members of the energy efficiency workforce at various stages in their careers—novices to seasoned energy auditors.

- Provide technical consultations and equipment demonstrations through building design plan and equipment schedule reviews, technical advice on new equipment and system technologies, technical advice on best-practice methods, and site visits for identifying energy efficiency opportunities. Site visits shall not replicate the efforts of the energy audits program, but rather be conducted when necessary to provide technical advice.
- Where Outreach falls under the local Center, provide on- and off-site outreach programs for disseminating technical energy efficiency information, and promoting utility energy efficiency incentive programs to green- and white-collar building professionals. Outreach programs will include, but not be limited to on-site facility tours, off-site short presentations about Centers' offerings, participation in environmental fairs and events. Centers shall work with their IOU's marketing groups so as to collaborate, but not duplicate efforts.
- Design, certify, and maintain food service equipment test protocols that allow for unbiased measurement of energy efficiency and production capacity while engaging manufacturers and chain operators to test equipment and build performance results directories
- Expand and integrate tool lending library programs that provide building and system performance measuring instrumentation, instrument use information, and measurement protocols. Tool lending libraries will loans tools free of charge to people working on short-term energy-efficiency projects in California. Patrons will include building operators, facility managers, designers and other professionals who use the tools for building diagnostics, site analysis, power & energy consumption studies, research projects, and educational efforts. Local variation among Centers for expansion or creation of their tool lending libraries is described in an individual Center's PIP.
- Expand energy efficiency educational partnerships with institutions that include government, professional, and trade organizations that will help Centers deliver IOU programs and information to a broader audience. Examples of such groups are the U.S. Green Building Council, Building Owners and Manufacturers Association, American Institute of Architects, American Society of Heating, Refrigerating, and Air-conditioning Engineers, the Association of Energy Engineers, the Illuminating

**2009 – 2011 Energy Efficiency Programs
Statewide Workforce Education and Training
Program Implementation**

Engineering Society, Institute of Heating and Air Conditioning Industries, Air Conditioning Contractors of America, Affordable Comfort Inc., Building Performance Institute, Residential Energy Services Network, Apprenticeship Training Programs, North American Technician Excellence, the National Restaurant Association, Foodservice Consultants Society International, North American Foodservice Equipment Manufacturers, National Environmental Balancing Bureau, Stationary Engineer Unions, U.S. Environmental Protection Agency / Department of Energy Star, American Society for Testing and Materials, and the California Energy Commission. More detail on educational partnerships is available as part of the Statewide WE&T Connections Subprogram PIP.

- Support building energy efficiency by developing training sessions to prepare the marketplace for new HVAC codes (acceptance testing and HERS verification), technologies, and innovative whole building approaches to new and existing buildings. Since the HVAC Big Bold initiative will expand training and education aimed at the HVAC industry, the WE&T program will coordinate carefully to complement HVAC industry training by providing educational support to related market actors such as energy consultants, Home Energy Raters, Engineers, Architects, and Home Performance Contractors. It is anticipated that the robust HVAC industry training proposed by the HVAC program will create important collaboration opportunities to not only increase training opportunities, but to embellish energy center offerings and impacts.
- Increase statewide Energy Design Resources (EDR) Integration. (EDR) is an existing statewide energy efficiency resource website featuring design materials on how to effectively integrate energy efficient designs into nonresidential facilities. EDR has begun developing the structure to expand the materials and tools offerings to include residential design requirements. While EDR is not funded through WE&T, EDR content is very relevant to the Centers' WE&T direction and goals. Centers will integrate EDR content (online classes, case studies, materials, etc) as statewide resources that are relevant to specific classes, outreach efforts, and consultations.

The table below summarizes common Center elements defined above.

Centers' Elements	SCE AGTAC	SCE CTAC	PG&E ETC	PG&E PEC	PG&E FSTC	SDGE SDERC	SCG ERC	SCG FSEC
WE&T Seminars	Yes	Yes	Yes	Yes	Yes	Yes	Yes	Yes
Technical Consultations	Yes	Yes	Yes	Yes	Yes	Yes	Yes	Yes

**2009 – 2011 Energy Efficiency Programs
Statewide Workforce Education and Training
Program Implementation**

Outreach	No**	No**	Yes	Yes	Yes	Yes	Yes	Yes
Food Service Test Protocols	TBE*	TBE*	N/A	N/A	Yes	TBE*	N/A	Yes
Tool Lending Library	TBE*	TBE*	Yes	Yes	TBE*	Yes	TBE*	TBE*
Educational Partnerships	Yes	Yes	Yes	Yes	Yes	Yes	Yes	Yes

** Marketing Outreach efforts not part of this Center and occurs in other parts of the utility

*TBE = To be established (based on information collaboration with other Centers)

** Outreach efforts not part of this Center and occurs in other parts of the utility

N/A = Not applicable to Center’s primary target audience

Table 5a

Program Name	Program Target 2009	Program Target 2010	Program Target 2011	Totals
WE&T Seminars (Training)	150	150	150	450
Technical Consultations	275	300	325	900
Outreach	50	50	50	150
WE&T Food Service Test Protocols	n/a	n/a	n/a	
Tool Lending Library	*	*	*	
Educational Partnerships	*	*	*	

* Program would be new to SCG, so there is no firm budget or program targets set for this program cycle with implementer.

Statewide Building Operator Certification (BOC) Training Partnership

Building operators are a sector of California’s green collar workforce that will continue to play a major role in improving and maintaining California’s energy efficient building stock.

Buildings at all scales—small commercial to high-rise commercial and universities—that are designed to operate at a high level of energy efficiency and comfort often fall short of design expectations for many reasons, including unexpected occupancy or use patterns,

2009 – 2011 Energy Efficiency Programs Statewide Workforce Education and Training Program Implementation

malfunctioning controls, incorrect installation, and equipment that falls out of calibration over time. Building operators and facility managers play major roles in ensuring that buildings are performing at the level of efficiency and comfort they were designed to perform.

Building Operator Certification (BOC®) is a national program providing education and accreditation in the field of energy efficiency of commercial and institutional buildings. BOC has been recognized by the American Council for an Energy Efficient Economy (ACEEE) as one of the country's "Exemplary Programs." With more than 6,000 facility professionals earning the credential, BOC is widely recognized by key employers as a means to distinguish skill proficiency for energy management in buildings.

As an active national training program, BOC is well positioned to provide training for workers looking to establish or enhance their building energy efficiency skill sets as well as those who may need foundational building and energy efficiency training as an entry point to a growing clean energy workforce. BOC's target workforce audience includes building engineers, stationary engineers, maintenance supervisors, maintenance workers, facility coordinators, HVAC technicians, electricians, operations supervisors, operations technicians, and others in the facility operation and maintenance field.

The BOC curriculum supports a credential at two levels. The Level I certification provides a strong grounding in commercial building systems, the key energy using equipment within the building, and how improved energy management technology and practices can reduce operating costs, improve comfort and productivity, and reduce the building's carbon footprint. The Level II certification builds on those competencies with additional technical specificity in key building energy use areas such as HVAC, controls, and electrical equipment. In total, the BOC curriculum offers a comprehensive 130 hours of training. A list of class topics for Level I and II are provided in the APPENDIX.

BOC Beyond the Classroom

BOC offers a classroom training component supplemented by both an exam process for credentialing as well as a practicum component. Participants utilize a set of project assignments which help ensure that energy management principles are well understood and can be actively applied in buildings. The program has had numerous third party evaluations over the past 10 years and has been rated very positively by participants and their employers. These evaluations have consistently reported significant energy savings for employers who utilize credentialed BOC employees. Utilities across the country are supporting BOC and many utilize the core training program as a means for professional development of their internal staff.

Employers and BOC

BOC is being used by employers across the country for their energy management training needs. Public agencies, private employers, property managers, schools, universities, and healthcare institutions are all active BOC participants. Many companies and public institutions use BOC as a component of their professional development track for their

2009 – 2011 Energy Efficiency Programs Statewide Workforce Education and Training Program Implementation

employees. Examples of employers using BOC include California State University System, Irvine Company, Providence Health System, Raytheon, State Farm Insurance, and Washington State General Administration

IOUs and BOC

The IOUs have been collaborating with BOC to offer California building operators competency-based training and certification, resulting in improved job skills and more comfortable, efficient facilities. Through a coordinated effort, the four California IOUs offer BOC training to their commercial and institutional customers. The statewide program combines classroom training, exams and in-facility project assignments to train and certify building engineers and O&M technicians in the practice of energy efficient building operation and maintenance. NEEC has implemented the program for the IOUs since 2002.

The IOUs will work with BOC to shape and realign the BOC certification program to be consistent with the California Long Term Energy Efficiency Strategy Plan (Strategic Plan). Changes to the BOC curriculum and program include:

- Following up with program participants to assess content implementation into existing facilities
- Expanding the number of and improving the dissemination of case studies of model energy efficiency projects conducted by program participants in combination with other demand side management (ex: onsite generation & demand response) improvements when applicable.
- Incorporating BOC materials and findings into broader IOU Centers' curriculum and vice-versa
- Better integration between BOC and other utility and utility-sponsored integrated energy efficiency, demand response, and distributed generation programs
- Better integration between BOC and other utility-sponsored energy efficiency education and other demand side management programs, including the BOMA Energy Efficiency Program (BEEP)
- Continuous updating of curriculum materials to include information about monitoring and operating zero-net energy buildings
- Emphasize diagnostic and troubleshooting strategies in BOC curriculum and include materials of the use of measurement equipment
- Developing an annual awards program for BOC program participants annual awards program to recognize graduates for their energy efficiency building operations implementation efforts, including improved building performance from measured energy savings, documented improvement in occupant satisfaction/comfort, or document tenant complaints.

IOUs will implement the BOC program statewide as described above throughout their territories.

**2009 – 2011 Energy Efficiency Programs
Statewide Workforce Education and Training
Program Implementation**

b. Program delivery and coordination:

i. Emerging Technologies program

The Energy Centers will continue to coordinate and collaborate with the Emerging Technologies program to introduce new equipment, installation practices, and whole building concepts to key market actors. Such support helps expand implementation of new energy efficiency products and services. For example, Energy Centers partner with Emerging Technology projects by: developing demonstration and testing facilities, jointly developing curricula, organizing product showcases, and incorporating new products into training sessions.

ii. Codes and Standards program

The Centers will collaborate through their educational seminars with compliance improvement efforts planned by the codes and standards (C&S) program. Typically, these efforts will focus on training of building department staff. Centers will focus on building standards training for architect, engineers, energy consultants, home performance contractors, home energy raters, and green building programs.

iii. WE&T efforts

Energy Centers

BOC

In alignment with the goals of the Strategic Plan, BOC's curricula incorporate relevant information about the Emerging Technologies and the Codes and Standards programs, and HVAC Quality Installers/Quality Maintenance programs. As appropriate, BOC instructors will enhance the depth of the learning experience by discussing new technologies and ways to meet and exceed the state's code and standards.

Through its two levels of training and certification, BOC offers supplemental training in existing technical positions by providing knowledge and skill building for technician-level facilities personnel including building engineers, stationary engineers, maintenance supervisors, maintenance workers, facility coordinators, HVAC technicians, electricians, general repairers, and head custodians.

BOC has been recognized by several industry and labor organizations as one of value to its members. This recognition reflects the program's efforts to meet the needs of these organizations through solid, industry relevant curricula development. Among the organizations recognizing BOC's training program are the International Facility Management Association (IFMA), the Building Owners and Managers Institute (BOMI), the National School Plant Management Association (NSPMA), local chapters of the society of healthcare engineering, and the California State Employees Trades Council (SETC). NEEC also partners with California statewide partnerships including the UC/CSU/IOU Partnership and other Local Government Partnerships (e.g. Association of

2009 – 2011 Energy Efficiency Programs Statewide Workforce Education and Training Program Implementation

Monterey Bay Area Governments).

- iv. Program-specific marketing and outreach efforts (Budget provided in Table 1)

Energy Centers

Each of the Centers will distribute their own print calendars to a more focused target audience to ensure that notifications of Centers' offerings reach key actors. Innovative and creative approaches will be applied to attract and retain new customers and market actors to the Centers. This will include aligning the Centers' activities with corporate and statewide direction. Centers will contribute content to the Statewide Web portal described in the WE&T Planning Sub Program Section. Classes and other Center activities will be promoted via the Centers' print calendars, through collaboration with professional and trade organizations, through Center's Web sites, through Centers' email communications with students who have opted in to receiving email notifications, and through other partnerships including non-profit organizations, and existing academic channels (community colleges, UC/CSU).

Centers will continue to promote and collaborate in marketing efforts with established and new partnerships involving other utility segments, across utilities, and with government, academic, research, professional/trade, and non-profit organizations focused on efforts supporting the California Energy Efficiency Strategic Plan.

Building Operator and Certification Program

Northwest Energy Efficiency Council (NEEC) works closely with the IOUs to promote Building Operator Certification (BOC) seminars. IOU-sponsored BOC classes shall be mentioned in Energy Centers' calendars and email-marketing campaigns targeting commercial and institutional customers. NEEC will also target potential participants with direct marketing materials including informational brochures, case studies and bi-annual bulletins. The program's website also serves as a promotional channel. In 2009-11, BOC will undertake promotional activities that build on customer interest in national initiatives such as the ENERGY STAR® Challenge and LEED for Existing Buildings. It will also work with large employers to organize closed-enrollment sessions for facilities engineering departments at a single site. Where the IOUs offer the Building Owners and Managers Association (BOMA) Energy Efficiency Program seminars, BOC shall be cross-marketed.

BOC will continue to promote training and certification through its highly successful educational partnerships with professional associations representing the facilities engineers. These include the International Facility Management Association (IFMA), Building Owners and Managers Association (BOMA), Association of Physical Plant Administrators (APPA - higher education), National School Plant Management Association, and the American Society Healthcare Engineering (ASHE). BOC will participate in annual events and program meetings of these associations to share information about opportunities to reduce operating costs through energy efficient

**2009 – 2011 Energy Efficiency Programs
Statewide Workforce Education and Training
Program Implementation**

building operations.

v. Non-energy activities of program

The Centers and BOC shall remain focused on delivering content centered around integrated DSM programs, including energy efficiency, demand response and distributed generation. The Centers have and will continue to explore other program topics that do not have direct energy connections, but that do contribute to improving California's building stock. Such topics include indoor air quality, occupant comfort, recycling, and environmental stewardship and preservation.

vi. Non-IOU Programs

IOU program will interact with CEC, ARB, Air Quality Management Districts, local government programs and other government programs as applicable. The Centers will interact with the CEC to develop and deliver training to support improved compliance with building and appliance standards. Compliance with retrofit HVAC requirements is a key strategy in the Big Bold Initiative that will rely on collaborative training efforts.

The Sacramento Municipal Utilities District (SMUD) operates its Energy Technology Center (ETC) that provides similar functions as the IOU's Centers. The IOUs will reach out to SMUD to collaborate on WE&T elements. The IOU's are active with Community Colleges to support and embellish green career technical education. This collaboration will provide professional development for instructors to aid in adjustments to curricula to support green job training. Such an endeavor may set the stage for expanded collaboration to support instructors and develop additional programs. A second example includes active participation in the California Advanced Lighting Controls Training Program (CALCTP) currently underway with several institutions, including Southern California Edison, and California Lighting Technology Center. CALCTP aims to deliver a "train the trainer" series of classes to industry groups such as electrical unions and trade organizations.

BOC has and will continue to support CEC adoption of minimum energy efficiency standards.

vii. CEC work on PIER

Refer to IOU's Centers' PIPs for details at the local Center level.

viii. CEC work on codes and standards

The Centers will work with the CEC and the IOU C&S programs to improve code compliance through coordinated education and training delivery. For more details on these integration efforts, refer to the HVAC WE&T PIP (Program ID#6).

ix. Non-utility market initiatives

Where applicable, include specific references to other sections of the application where there is more detail.

**2009 – 2011 Energy Efficiency Programs
Statewide Workforce Education and Training
Program Implementation**

c. Best Practices

Centers will develop classes, displays, and materials with current information that highlights and relays best practices for efficient installation and equipment through field-experience and case studies from existing programs, including Savings by Design and Energy Design Resources. Centers' offerings will emphasize whole building and system performance in conjunction with design intent. Implementation of hands-on learning methods that are applied in the field will create an opportunity for partnering with EM&V and/or 3rd party evaluators to follow up with course participants to assess impact upon practice and/or energy savings. A description of this pilot program appears in subsections 6g-I and 6g-ii below. The Centers will continue to implement best practice methods as prescribed in prior statewide evaluation reports, including "Evaluation of the 2003 Statewide Education and Training Services Program" by Wirtshafter Associates, Inc., 2005 and "2004-2005 Statewide Education, Training and Services Program Evaluation" by KEMA, 2007.

BOC teaches commercial and institutional facility staff how to operate and maintain building systems for energy efficiency, optimal performance, and occupant comfort. BOC combines classroom training, exams, and in-facility project assignments to train and certify building engineers and operations and maintenance technicians in the practice of energy-efficient building operation and maintenance. The curriculum was developed to provide knowledge and skill building for technician-level facilities personnel including HVAC technicians, electricians, general repairers, and head custodians. BOC curriculum is taught by practicing professionals who implement best practice building operations strategies toward improving building energy efficiency. The curriculum is updated on a regular basis. Trained instructors share best practices with one another as BOC curriculum is updated on an annual basis.

d. Innovation

In 2009-2011, the IOU Energy Education and Testing Centers will undertake three pilot projects that will serve to shape programs for future filings. These pilot projects are discussed in subsection 6g below. The Centers will also continue to keep their Centers and offerings up-to-date with current and upcoming technologies.

- i. Increased use of the Internet to deliver education and training programs as real-time simulcasts, real-time Webinars, and archived on-demand classes. While these applications have been implemented by some Centers in the past, all Centers will implement and progress this delivery method further to reach a wider audience and to increase program cost-effectiveness.
- ii. Expanded curriculum to support California Energy Efficiency Action Plan for 2020 - The IOU Centers will develop teaching material on topics such as climate change, energy neutral growth, effective mass transit and Plug-In Hybrid Vehicles, and effective implementation of green technologies. Centers will need to pilot,

2009 – 2011 Energy Efficiency Programs Statewide Workforce Education and Training Program Implementation

- experiment and partner with local Universities, science museums and other parties with expertise to provide a balanced view on these complex topics.
- iii. Emphasis on Adult Learning Principles - Centers will complete the revision of seminar content and curriculum based on adult learning principles to which they were exposed as part of the KEMA program evaluation effort “2004-2005 Statewide Education, Training and Services Program Evaluation”, submitted in 2007. Such learning principles emphasized hands-on “learn by doing” training. Some members of the Centers’ training staff at the centers have been trained on these principles and will integrate them with the goals of promoting energy efficient behavior participating in available EE programs. The expected benefit of utilizing Adult Learning Principles is an increase in participant retention of knowledge, awareness and comprehension leading to greater EE behavior and program impact.
 - iv. Centers will work together and collaboratively with other utility groups (i.e. Emerging Technologies) to develop new exhibits with up-to-date technology that can be either replicated and/or shared across utilities to maximize cost-effectiveness of new exhibit development.
 - v. Centers will work together and collaboratively with other utility groups and stakeholders to create an educational series describing paths to zero net energy residential buildings by 2020 and commercial buildings by 2030. This is in support of CPUC and CEC commitments and directives.

BOC Innovation

As a credential program, BOC is uniquely positioned to maintain a long term relationship with graduates through its certification renewal program. Graduates must earn continuing education hours annually to maintain the BOC credential. Therein is an opportunity to direct graduates to the utility education and training centers to earn continuing education hours towards renewal.

Energy efficiency project work also qualifies for continuing education. Graduates may earn continuing education hours through engagement of energy efficiency and demand response projects at their facility. In 2006, almost 20% of BOC graduates earned hours through completion of efficiency projects. Finally, BOC graduates and their supervisors are informed about energy efficiency and demand response program opportunities through the *BOC Bulletin*, a bi-annual newsletter mailed to 1,500 California IOU customers.

Continue, and even increase, utility presence at BOC trainings. Students expressed satisfaction with utility account representative presentations in BOC classes. This should be continued and even expanded on by involving account reps in promoting BOC to key accounts in advance of the course series start date.

- e. Integrated/coordinated Demand Side Management).

Centers will develop their programs to incorporate other DSM opportunities, including demand response (DR), and distributed generation. The Centers have taken the first steps

2009 – 2011 Energy Efficiency Programs Statewide Workforce Education and Training Program Implementation

toward integrating DG and energy efficiency into their exhibits and educational seminars. They have also developed seminars and exhibits focused on DG, EE, and DR. The next step is to work with the DG and DR groups to develop programs that integrate the three in a way that is consistent with other utility programs and with the long-term energy efficiency strategic plan towards zero net energy residential buildings by 2020 and commercial buildings by 2030. Centers will integrate training offerings with codes and standards programs as described in section 6-b above.

NEEC recognizes California's demand side management needs are not fully addressed through energy efficiency alone, but rather through a blend of multiple DSM options including rigorous building and appliance codes and standards, demand response, and on-site generation. The BOC curricula are structured to offer flexibility for the incorporation and promotion of relevant demand side management options (rebate and non-rebate) available through the IOUs. NEEC has and will continue to work with the IOU's to customize BOC curriculum to the California market to address technologies and practices associated with demand reduction and to stimulate uptake of utility programs in energy efficiency, demand response, and on-site generation. In 2005 and 2006, BOC curriculum modules were supplemented with material on the topics of enhanced automation strategies for demand reduction and operational best practices to ensure persistence of savings from building retro-commissioning. In 2008, BOC curriculum modules were supplemented with material on the topic of O&M practices for sustainable buildings covering a full range of resource conservation topics. The curricula are also flexible to include information pertaining changes and/or implications to support implementation of and compliance with the CEC's Title 24 to Title 24 2008 Building Energy Efficiency Standards, AB32 (Greenhouse Gas Reduction bill), and other initiatives.

f. Integration across resource types (energy, water, air quality, etc)

IOU Centers recognize that energy efficiency can be achieved through programs that go beyond traditional energy efficiency education and training. The Centers have and will continue to offer seminars and build partnerships that remain focused on energy efficiency and go a step further to show the benefits of energy efficiency upon other areas (e.g. air quality). The Centers will also work together and collaboratively with other utility groups and stakeholders to incorporate the benefits of achieving efficiencies with other types of resources (e.g. water efficiency) upon whole building energy use. This integration can be achieved by developing courses on specific topics like water efficiency since any use of water requires energy consumption. The highest impact for water efficiency integration occurs when water is also heated on site. The LEED™ Green Building Rating System provides an outline for other topics that can help to inform Center program managers and instructors about other resource types.

BOC's Level II course structure offers unique flexibility to integrate the curricula from other resource management areas relevant to building operation and maintenance such as water, waste, and indoor air quality. Level II supplemental classes are offered in tandem with core classes to customize the course series to regional and topical interests in the

2009 – 2011 Energy Efficiency Programs Statewide Workforce Education and Training Program Implementation

California building operator market. Three one-day supplemental classes in the topics of water efficiency, O&M for sustainable buildings, indoor air quality, and demand response have been developed and successfully delivered to 500 building operators since the program's inception.

g. Pilots

A pilot program herein is defined as a new program that no utility has formally undertaken. Pilot programs are statewide in that the IOUs have agreed that they will benefit from the long-term impacts of the pilots. If a utility is to try something for the first time that another utility has already implemented, that shall be termed "Implementing/Sharing an Established Program."

i. Methodology for Attribution for Education and Training

- *Existing Building Commissioning (EBCx) Workshop series*
During the 2009-2011 program cycle, the Pacific Energy Center will explore and implement methods for arriving at energy savings as a result of some of their courses. The Centers will work with EM&V and the findings of the on-going education and training evaluation effort currently underway.

The Pacific Energy Center's *Existing Building Commissioning (EBCx) Workshop series* will serve as a pilot class for this new project. This unprecedented program will document the energy saving and demand reduction achieved by a utility-managed training series. Quantifying the benefit of education has always been a challenge for utilities since the implementation of energy-saving measures often occurs long after trainings are held and the necessary measurement and verification follow-up is difficult to define and quantify. Our ability to measure the energy-saving benefit within this pilot program can be attributed to the fact that the strategies students learn are immediately implemental, and that the trainings occur over a year-long period that allows for measuring the impact while the students are still attending the workshops.

The specific training where this pilot program will be applied is a year-long workshop series on commissioning existing buildings that meets once a month at the Pacific Energy Center (PEC). We cover a tremendous amount of material in the workshops including an overview of the building commissioning process, building benchmarking, system diagrams, the use of data loggers and trend data, developing functional tests, application of measurement tools, data analysis, and system manuals. We also cover commissioning opportunities as they relate to air, hydronic, gas and steam systems. The program has three regular instructors and is limited to 18 students.

The trainings emphasize the application of principles learned to real-world situations. Each training includes an overview of fundamental concepts and is reinforced with case-study data and example calculations. We also apply the

2009 – 2011 Energy Efficiency Programs Statewide Workforce Education and Training Program Implementation

concepts learned through interactive exercises and hands-on field work using the PEC as the test lab.

Students are required to identify an outside facility where they can work with the operating staff to implement strategies they learned about while attending the workshop series. The students may benchmark their facility using energy star, collect trend data, set up dataloggers and perform functional tests on equipment. Any of these activities may lead to the recognition of energy-saving opportunities. As part of the trainings we teach the attendees how to quantify the energy saved by measuring the energy use before and after any action is taken. We are collecting energy savings data from student projects for the current iteration (2008-2009) of the workshop series and will use this data to establish savings goals for the workshops held over the 2009-2011 funding period.

- *Energy savings from educational seminars for residential HVAC*
The ETC Stockton has developed a series of HVAC Training sessions aimed at HVAC contractors, sales people and installers who would have immediate direct impact on implementing strategies with their customers—the assumption being it is strategically better and more cost-effective to leverage information delivery to those with the greatest potential contact with direct implementation, rather than targeting a single end user of the technology. The sessions all identify a particular strategy (such as duct testing and sealing for owners and installers) that results in a change in behavior, with regards to installation methods, thus reducing energy consumption with each customer for whom they provide their services.

In order to quantify the savings from these efforts we questioned each attendee as to how often they would utilize the methods taught, via the course evaluation, then applied the savings data (as identified in the DEER study). While the responses provided a number for calculation, we felt it was also necessary to do some sort of "true-up". We then surveyed each attendee, via telephone interview, to clarify their actual influence. This interview was conducted between 4 to 6 weeks after the session was held to provide enough time for the attendees to gain field experience with the technology. With responses to the interview questions, the influence factor adjusted.

In some cases, the technology to be quantified was the subject of several workshops (e.g. duct testing and sealing is the technology for Title 24 Overview as well as the Quality Installation Standards workshops). When this redundancy occurred, we negated the 2nd session data for attendees enrolled in both classes, to avoid "double counting".

Overall, the first 5 sessions held in Pismo Beach resulted in substantial savings to be earned. Based on the data received, we were able to establish over \$2 million in gas and electric savings, using avoided costs, for just the 5 sessions. In the 2009-2011 filing period, we will work with EM&V and other Centers to refine

2009 – 2011 Energy Efficiency Programs Statewide Workforce Education and Training Program Implementation

these methods toward the goal of developing a method for claiming energy savings not claimed by other utility programs that can be applied in the next filing period.

- *Comprehensive documentation, follow up and measurement of FSTC program and activity impacts*

The FSTC is a hybrid enterprise, combining several activities based on a premier research and testing laboratory. The program utilizes the technical information developed in the lab as the basis for classroom and outreach information transfer. The FSTC's extensive field experience is augmented by consulting and technical support services.

Presently, the FSTC documents the services provided to track its progress on contract and CPUC goals. Contacts and class attendees are identified and logged for these purposes. Contacts made directly with customers for site surveys, design consultations, and other services, as well as equipment testing, are also duly noted in the contact databases as well as passed on to the responsible Sales and Services and CEE staff.

While these and other services do not directly add to the present savings goals, they most certainly enable and support the savings gained through the rebate and audit programs run by CEE. This brings us to the issues driving this pilot:

1. Most savings in the food service sector are not "widget" driven: they are operational and behavioral in nature. Simply, turning equipment off in periods of low traffic or modulating heat levels to loads is a huge and largely undocumented opportunity.
2. The FSTC provides information and training to FS employers, equipment manufacturers, FS organizations, and FS employees on efficient kitchen and refrigeration operation through its seminars, contacts, website consultations, surveys, and other venues. While contacts, website hits, and other interactions are documented, FSTC has lacked the resources to follow up to determine the effectiveness of the contacts and the FSTC can count no savings for these efforts.
3. FSTC has customer contact during design consultations and site surveys, where analysis is done of kitchen design, equipment line ups, and operating restaurants. These activities all spur energy efficiency, but no credit is taken, as no follow-up with the customer has been attempted.

To address these issues, FSTC will undertake the following:

- Refine FSTC databases and contact lists to improve customer information and make all FSTC contacts available for follow up by SCG personnel. These databases will be reorganized to make them readily available to be uploaded to SCG's energy efficiency database system (presently MDSS) and compatible with the information being gathered by PEC and ETC for their activities.
- Develop a simple follow up (callback) system to determine the effect of the FSTC contact. This might be as simple as an email or phone call or be pursued as a survey or other opportunity.

2009 – 2011 Energy Efficiency Programs Statewide Workforce Education and Training Program Implementation

- Ensure that all contacts generating energy savings potential shall be documented and able to be uploaded to SCG databases for attribution and follow-up.
- Research the potential of using meter data to show changes in operation of FS facilities after contact with FSTC. The savings potential on a facility basis is substantial in many cases and can be seen as present billing studies of rebate programs. This activity may see even more potential as AMI is delivered to the SCG service territory

ii. Methodology for Attribution for Tool Lending Library Activity

During the 2009-2011 program cycle, the Centers will explore and implement methods for arriving at energy savings as a result of some of the Tool Lending Library transactions. The Centers will work with EM&V as part of this effort.

The Pacific Energy Center's (PEC's) Tool Lending Library (TLL) is a public goods charge-funded program that loans tools free of charge to people working on short-term energy-efficiency projects in California. The tools are loaned to building operators, facility managers, designers and other professionals who use the tools for building diagnostics, site analysis, power & energy consumption studies, research projects, and educational efforts. To date, the PEC's TLL has over 5000 tools in the library and have supported over 8000 loans since 1995.

The current CPUC goals for the TLL are to support a number of tool loans annually. Many tool loans are associated with specific energy saving measures. According to an independent survey of the TLL (*Evaluation of the 2003 Statewide Education and Training Services Program Final Report*, Wirtshafter Associates, Inc. June 2005), 31 customers interviewed from 2003 loans saved over 20 million kWh/year for a dollar savings over \$2,000,000. The intent of this pilot program is to evolve the TLL from a transactions-only program to a program with energy-saving and demand reduction goals. Referencing energy savings results provided by previous borrowers and data the PEC will collect over the next calendar year on specific projects, the PEC will aim to establish kWh and kW goals for the TLL for the 2009-2011 funding cycle.

Part of this effort is to distinguish tool loans with energy savings that we can claim from loans associated with other utility rebate programs. Optimal projects are those related to operations and maintenance measures since these are not incented elsewhere. To facilitate projects that fall into this category, guidelines will be developed for tool borrowers working on these project types. These "monitoring protocols" will include a description of the system and related components that will help the customers understand the typical and improved operation of the equipment being adjusted. The protocols must also include information about the energy and cost savings potential of the system change and any challenges that may arise during the implementation. A section on the installation of measurement tools, the collection of data and the ultimate analysis of this data will also be included with each protocol. We intend to develop

2009 – 2011 Energy Efficiency Programs Statewide Workforce Education and Training Program Implementation

fifteen of these monitoring protocols during the 2009-2011 funding cycle.

iii. Train the Trainer (TTT) Curriculum Development

The goal of this pilot is to develop and disseminate IOU energy efficiency curriculum and curriculum materials to a broader audience in a way that increases cost-effectiveness and reaches a wider audience.

During the 2006-2008 filing period, the IOUs saw an increase in demand for their Centers' educational programs. The Centers have received an increasing number of requests from individual architecture and engineering firms, college professors, job training programs for disadvantaged communities, and trade organizations to receive energy efficiency training for their staff and students, often at locations other than the Centers. To address this increase in demand for their educational programs, the IOU Centers will collaborate to develop courses designed to train a group of people to train their constituents.

The TTT courses will be developed for trainers to deliver to their students. Depending on the topic, the courses will be multi-hour for teaching a trainer how to deliver a one- or two-hour class to a multi-day session for teaching a trainer how to deliver a full-day or multi-day class. The trainer will receive instruction and teaching aids which may include, but not be limited to electronic presentations, print materials, access to measurement tool kits and portable exhibits, and follow-up technical expertise from the course developer/instructor.

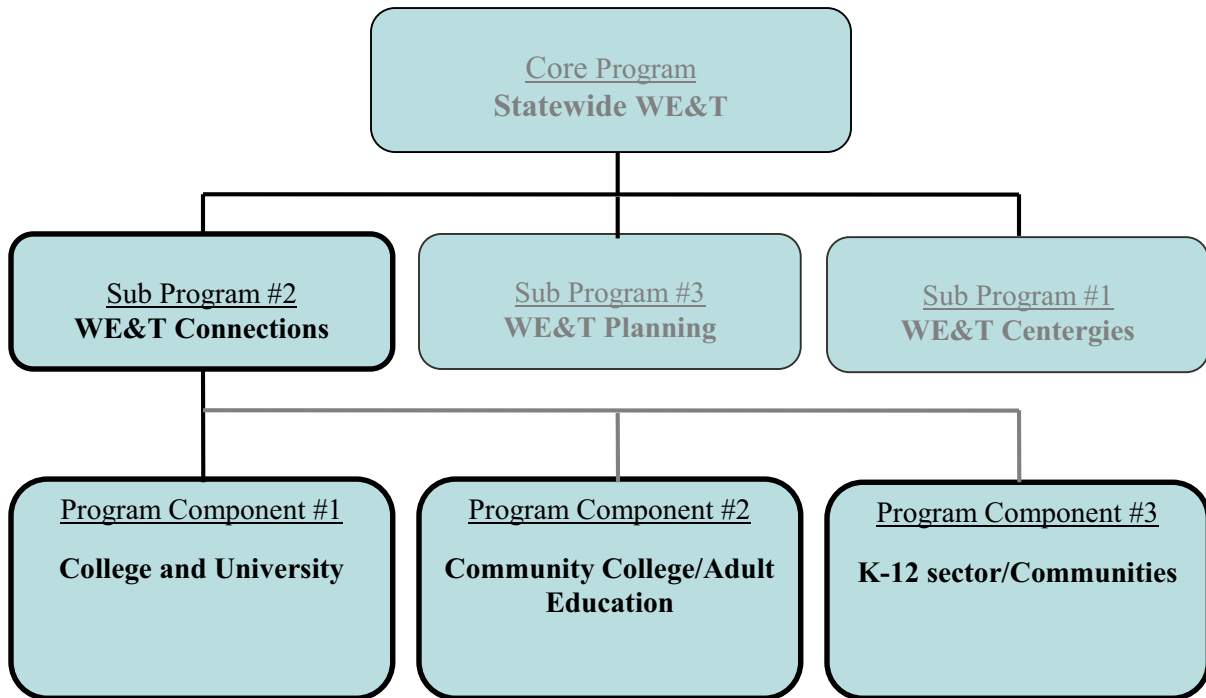
The IOU Centers shall work collaboratively and with their EM&V groups to develop methods for tracking courses, trained trainers, students that took the classes, and dissemination of materials.

h. EM&V

The utilities are proposing to work with the Energy Division to develop and submit a comprehensive EM&V Plan for 2009-2011 after the program implementation plans are filed. This will include process evaluations and other program-specific studies within the context of broader utility and Energy Division studies. More detailed plans for process evaluation and other program-specific evaluation efforts cannot be developed until after the final program design is approved by the CPUC and in many cases after program implementation has begun, since plans need to be based on identified program design and implementation issues.

6.2) Sub-Program Implementation – WE&T Connections

**2009 – 2011 Energy Efficiency Programs
Statewide Workforce Education and Training
Program Implementation**



WE&T Connections is a three-fold marketing, outreach and workforce education & training program. This sub-program offers K-12, Community College and University level education programs that support the CLTEESP’s vision for educating and training California’s workforce for “green” jobs.

- First, the programs promote green careers to K-12, Community College and University students through energy and environmental curriculum, college credit courses at high schools, college degree programs, job shadowing and internships.

The IOUs and/or our third party vendors will work with State Department of Education (Curriculum Commission) as well as County Department of Education to be included in curriculum development advisory boards so that we can contribute to tailored K-12 curriculum that includes the science of energy, energy efficiency and some discussion about green careers. We will also work with the UC Office of the President of Academic Affairs and the CSU Office of Degree Programs and Educational Opportunities to 1) promote energy minor or major degree programs, 2) collaborate and/or provide expertise in the development of complementary new and revised courses that will form a comprehensive integrated approach to energy education, and 3) consult with campus-specific administrators to define additional courses needed to meet the growing need for graduates with skills in energy efficiency and related fields. Throughout the process, we will also work to incorporate and promote a green career path.

- Second, the programs are intended to educate students on energy, water, renewable energy, demand response, distributed generation as well as green house gases and the

**2009 – 2011 Energy Efficiency Programs
Statewide Workforce Education and Training
Program Implementation**

environmental impact, with the goal of influencing day-to-day decisions of students and their households.

- Third, the programs educate K-12/Community Colleges/Universities on the benefits of adopting energy efficiency and demand response policies at their facilities to help them save energy and money. Having these programs at schools and campuses serves to reinforce that schools practice what they preach. Some students truly pay close attention to see if the schools are just providing lip service or if they are leading by example.

WE&T Connections program offers five energy education program components— Green Campus, PEAK, Energenius, LivingWise and Green Schools—and effectively integrates the science of energy, energy efficiency, water conservation, renewable energy, demand response, distributed generation, green house gases to address awareness in the communities, barriers faced by schools as well as growth and demand for green careers. These programs are designed to be both flexible and affective across diverse learning environments as well as to empower K-12/college students to become advocates of smart energy management in their homes, schools, and communities. Each program component will also leverage all other available energy efficiency, demand response, and distributed generation programs for consumers as well as existing business incentives for schools, all to achieve immediate and long-term energy savings and demand reduction in homes, communities, schools and universities.

Table 5b

Program Name	Program Target 2009	Program Target 2010	Program Target 2011	Totals
University Sector				
Green Campus	70 green careers	126 green careers	182 green careers	378 green careers
Community College Sector				
CA Community College	*	*	*	
K-12 Sector				
PEAK	20,000 students	23,000 students	23,000 students	66,000 students
Energenius	*	*	*	
LivingWise	**	**	**	
Note: There are approximately 6,000,000 K-12 students currently enrolled in California, and our K-12 programs are expected to touch only 9% of the student population over the next 3 years. However, the programs at these schools will serve as a test/pilot environment for energy efficiency and green career curriculum.				

* Program would be new to SCG, so there is no firm budget or program targets set for this program cycle with implementer.

** Refer to SCG Residential Program PIP

- a. Statewide IOU Coordination:

2009 – 2011 Energy Efficiency Programs Statewide Workforce Education and Training Program Implementation

i. Program name

Please see next section for program names under delivery mechanisms.

ii. Program delivery mechanisms

College and University sector:

Green Campus (statewide)

The Green Campus Program is implemented on UC/CSU campuses by student interns engaged and/or enrolled in environmental studies and/or other related areas. This team of student interns per campus engages other students through forums, and other means on the importance of energy conservation and the link to the environment. They also lead the way in addressing energy efficiency in the higher education sector by meeting with faculty, staff and administrators and work with them to incorporate energy, energy efficiency and discussions about a green career path into their curriculum, and work with them to implement energy efficiency projects and add value with educational outreach campaigns. Green Campus addresses behavioral and operational changes and product retrofits for campus facilities as well as serves as a direct pipeline of emerging environmental/energy professionals.

Green Campus WE&T aspects are exemplified by the advanced technical and professional development skills that the students develop as part of their internship. Green Campus projects include dorm energy competitions, energy efficiency curricula development, building energy assessments and recommendations, technology pilots, and outreach events. Interns actively market their projects and the program by completing monthly newsletters, working with campus and local media and presenting at conferences – including biannual program convergences.

Program Delivery

Student Intern assistance to Facility Management stakeholders; Housing and Dining; and energy service companies (ESCOs), as appropriate, to help them increase measurable energy savings: Green Campus Interns play a key role in helping campus staff, administrators and energy efficiency professionals with their energy savings targets. As a means to this end, students will organize such activities as dorm energy competitions, laboratory fume hood educational campaigns and competitions, technology pilots, office energy assessments and recommendations, etc.

- **Recruit, train and support Green Campus Interns at each campus in implementing program activities.** Interns are hired and trained to implement many aspects of the program throughout the school year. Green Campus program

2009 – 2011 Energy Efficiency Programs Statewide Workforce Education and Training Program Implementation

staff works closely with interns, campus stakeholders, utilities and ESCOs as they identify their objectives and draft a detailed implementation plan.

- **Fall planning meetings include student organizers and IOU program managers, campus administrators, facilities staff, faculty, IOU program managers and, energy service company representatives at each campus.** After conducting implementation planning exercises prior to or early in the fall term, Green Campus Interns will bring new participants up to speed on the program goals, expectations, report on activities conducted to date, unveil future plans, and solicit feed-back.

- **Building in Efficiency to the Fabric of the Academic Framework: Program staff** will work with the UC Office of the President Office of Academic Affairs and CSU Office of Degree Programs and Educational Opportunities to:
 - develop a database of efficiency-related courses on UC and CSU campuses,
 - consult with system-level as well as campus-specific administrators to define additional courses needed to meet the growing need for graduates with skills in energy efficiency and related fields, and
 - diffuse energy efficiency courses throughout the UC and CSU systems through offering all campuses the opportunity to be selected for inclusion in piloting a new **Statewide Green Campus Energy Career Pathway Program**

- **Building the Workforce in Collaboration with Industry:** Program staff will organize a California **Energy Efficiency Student Mentoring Program**. This program will bring together the energy efficiency industry, IOUs, government energy regulatory agencies, community colleges, and UC/CSU campuses to pilot an intern program in which students will take a semester off their academic studies to work for a private or public entity doing energy –efficiency related work. The result will be better trained graduates who know the efficiency field and the businesses in it, and energy businesses that have semi-skilled, low-cost help who are primed to join their workforce when they graduate.

- **Ramping Up Green Campus Reach:** Every aspect of the Green Campus Program offers a pathway to green jobs –academic course offerings, training in technical and “soft” professional skills, experiential hands-on energy efficiency projects, and providing a statewide network composed of utilities professionals, other professionals and academics, students, and program alumni. **We plan to increase the number of students who participate in Green Campus activities through growing the “concentric circles” of GC activities:**
 - Students who are employed as GC interns (approximately 60 students)
 - **Increase the number of volunteers** who participate in GC activities without being paid

2009 – 2011 Energy Efficiency Programs Statewide Workforce Education and Training Program Implementation

- Interns conducting awareness campaigns on campus will invite students to sign up as honorary Green Campus students and pledge to advance the WE&T message across campus. They will carry the message forward and ask others to do the same. Interns will gather pledge information so that they can be contact via email to gather information on courses they are taking or jobs they might be in.
 - **Increase the number of students who take classes** taught or facilitated by GC interns (currently over 600 per year total)
 - Students who are exposed to Green Campus messages on campus (This is already 400,000 student contacts per year statewide)
- **Ensure that minority, low income and disadvantaged communities fully participate in training and education programs.** Green Campus will work with campus EOP Programs to ensure this group of students is also fully engaged in our energy efficiency and green career path programs. Many students do not apply for admission to college because no one in their family has ever attended college or because college seems too expensive. EOP aims to improve the access, retention and graduation of students who have been historically disadvantaged, either socially or economically. EOP assists students by providing admissions and academic support services. EOP serves students from all ethnic backgrounds and Green Campus will ensure that they are fully engaged in this Green Campus program. Working with the EOP program as well as other similar programs will ensure that low income, minority and disadvantaged groups are engaged in the WE&T goals.
- **EOP Provides access opportunities for historically underserved students (Low Income, first generation college) by making higher education a possibility for prospective students with potential**
 - **EOP is empowered to admit those who demonstrate potential, and recognizes that potential is not measured by GPA or standard testing alone.**
- **Mid-year and year-end meetings of all Green Campuses.** The mid-year meetings bring interns together with IOU program managers, campus administrators, faculty, and facilities staff from various campuses to share successes, discuss challenges, and plan Green Campus activities for the next half of the academic year. The year-end meetings are used to review the year's progress, recognize group and individual accomplishments or best practices, and plan for the summer and following year.
- **Coordinate with other IOU departments to promote and facilitate Business Incentive Programs.** Green Campus through IOU Account Executives will provide information to campus administrators and facilities managers about Business Incentive Programs and encourage them to take advantage of these opportunities for making energy efficiency changes more cost effective. These facilities energy savings programs are needed for two things, 1) the campuses need

2009 – 2011 Energy Efficiency Programs Statewide Workforce Education and Training Program Implementation

to get some benefit for these educational programs being on their campuses, and 2) for students to see that campuses are practicing what they are teaching.

Community College sector:

California Community College

The 2009-2011 California Community College program will build upon, enhance, and streamline the implementation strategies employed in the 2006-2008 partnership, and adopt new strategies over the life of the program as they emerge or are proven as ready for the market. The implementation plan will be refined to adopt best practices and lessons learned program elements for the 2009-2011 programs will include:

- An improved program management and structure that adopts lessons learned from the past cycle resulting in a more streamlined, effective approach;
- In the process of expanding the existing CCC training and education program from simply training facilities, operations and maintenance staff to include working with community stakeholders on curriculum development for students and industry with the objective of developing future energy professionals and a green workforce. Please refer to Advancing Strategic Plan goals and objectives for details on IOUs role in developing a Utility Workforce Education & training program as well as our plan to ensure low income, minority and disadvantaged students are included. .

K-12 sector:

Some of these programs target the same grade levels but, none of the current or proposed programs target the same districts/schools. We have and will continue to ensure that students participating in one program will not also participate in another similar IOU provided program.

PEAK (statewide)

For the 2009 to 2011 program cycle, PEAK is proposed as a continuation of a successful program by PG&E, SDG&E, SCG and SCE. In the 2006-08 program cycle PEAK was stand alone in PG&E and SDG&E service areas but, was a joint program in SCE and SCG service areas. For the 2009-11 program cycles, the IOUs plan to work together to ensure that the program operate as a statewide program. Other changes planned for 2009-11 are revisions to include lessons on green house gases, DSM and green careers to reflect WE&T goals.

PEAK staff meets with school district representatives, such as principals, to explain the year-long program commitment; plan a customized program for their schools; **targeting**

2009 – 2011 Energy Efficiency Programs Statewide Workforce Education and Training Program Implementation

3rd through 7th grade levels. PEAK then trains teachers through its curriculum, hands-on lab activities, and toolkits. In turn, teachers educate their students about the science of energy, energy efficiency and environmental consequences. Using service-learning as a framework, students are prompted to apply their knowledge to real-life situations in their homes, schools, and communities. Throughout the school year, students and teachers are supported in a variety of ways, such as: product distributions, educational assemblies, interactive website and software, e-newsletters, contests, community recognition, and field trips to power plants and renewable energy generation plants. Via the website, PEAK participants are offered structured course curricula recommendations on in a variety of energy efficiency savings topics including: electric, gas, water and renewable energy use. PEAK's diverse offerings foster strong relationships with schools and school districts, as well as a positive connection between the end-user, the community, and the utility.

Program Activities

Home Energy Efficiency Survey (HEES) – The program will provide a HEES survey for students to take home and have completed by their parents. The teachers will treat this as a homework assignment and have the kids bring the completed survey back within a specified time. The surveys will then be mailed in to SCE (coordinating IOU) and the families will receive their kit (CFL, showerhead and aerators) in a few weeks. The kit contents are worked into the lesson plans.

PEAK Curriculum: The PEAK Teacher Guide Book enables teachers to meet academic content standards in science, math, and language arts for grades three through seven. The curriculum lessons are designed to be covered over one school year. Lessons are designed to be fully comprehensive and contain the following: student learning objectives, lab instructions, post-activity reflection questions and suggested community activities. In addition, each lesson (electricity, gas and renewable energy) emphasizes one or more of the PEAK Student Energy Actions, compelling students to apply their classroom learning to real-life situations and behaviors.

Green House Gas and Energy Career module – PEAK will create a new module/s to include Green House Gases and their environmental impact as well and Career development discussion promoting a green career path into their lesson plan curricula.

Teacher Training: PEAK teachers participate in a day-long professional development seminar on PEAK's academic content and how to deliver the curriculum in the classroom. Teachers are encouraged to utilize lesson plans from each segment (electricity, natural gas, renewable resources, GHG, careers in the green workforce) of the program curriculum.

Classroom Lab Toolkit: PEAK teachers receive a toolkit that contains the supplies needed to complete each hands-on lesson for a class of 36 students. Toolkit supplies are replenished on an as-needed basis.

2009 – 2011 Energy Efficiency Programs Statewide Workforce Education and Training Program Implementation

Energy Challenge Software: PEAK's website at www.peakstudents.net houses interactive games that allow students to simulate the effects of energy efficient behaviors at home and in the community. The web page will be expanded to include new program features; renewable energy; demand response; green house gases and, their environmental impact; etc.

Energy Education in the Community: PEAK staff facilitates educational assemblies featuring Bulbman, PEAK's energy-saving mascot. Participants learn such concepts as how electricity is generated, how much energy is saved by a CFL, demand response, green house gases and the 4 Student Energy Actions.

Saving Energy at Schools Facility Audits: Facility audits and retrofits of the school site will be offered to PEAK schools to improve energy use and enhance the PEAK energy education. This initiative serves as an additional hands-on student learning opportunity, where students are encouraged to participate in the process and learn about the impacts of proposed changes. Students are also more engaged in energy conservation when they see that the schools are also practicing what they teach. In fact, most districts have energy managers that manage the green effort at schools and, students are able to see a green career in action.

Coordinate with other IOU departments to promote and facilitate Consumer and Business Incentive Programs.

Coordinate events with Mobile Energy Unit (MEU) where available.

PEAK program activities are tailored to suit the needs of PEAK participants. This customized approach is implemented in all PEAK activities including planning special events and product distributions, developing teacher trainings, promoting green jobs through career discussions and organizing student field trips. PEAK's proactive support generates a feedback loop which lends itself to quality internal program monitoring and ensures a constantly evolving, living program. PEAK education ultimately produces behavior modifications and attitudinal shifts that result in immediate measurable kW, kWh and therm reductions in both the student's school and home.

PEAK complements each level of the Integrated Demand Side Management model by using education as a means of shifting behavior. PEAK's comprehensive, hands-on program is correlated to the State of California's science, math and language arts standards for grades three through seven. The program teaches students the science of energy and instills an ethic of smart energy management as well as engages students on discussions about green jobs. Throughout their participation in the PEAK program, students are presented with the necessary tools to formulate thoughtful conclusions about energy usage at the individual and community levels.

2009 – 2011 Energy Efficiency Programs Statewide Workforce Education and Training Program Implementation

ENERGENIUS (statewide to be established)

Since 1991, Energenius has expanded and flourished providing educational materials to over 700,000 students in public and private schools throughout the SCG service area. Expansion statewide with eventual use of the WE&T “Web Portal” as the teacher access point is now possible. These materials are designed for students from kindergarten through grade eight and are correlated to California Content Standards. The seven existing programs include a complete curriculum package featuring detailed lesson plans, student activity booklets, calendars, energy calculators and take-home materials for family members.

Program units focus on energy efficiency and safety around electricity and natural gas and include Energenius Kindergarten, Habits,(grade 1-3), Energenius e-Kit (grade 4-5), Energenius Bill Buster, the Light Right program (grade 6-8), Trees and the Environment (grade 4-6), and Transportation, Clean Air and the Environment (6-8).

Learning about energy, energy efficiency, energy safety and the environment should begin in the early years of school and continue through high school and college. This knowledge and information can lead to life-long energy savings habits and a concern for the environment and its limited resources.

Curriculum Development

For 2009-11, *Energenius will develop new program materials*, “Energenius Branching Out”, targeted to upper elementary and middle school students. These materials will focus on energy-related environmental connections, such as global climate change and the linkage between greenhouse gas emissions, energy production and energy use, alternative energy resources, and integrated demand side management. In addition, the materials will go beyond the energy efficiency fundamentals and introduce information on career and job opportunities in energy-related and in the green economy. This as well as all educational programs will help interest youth in future green career paths.

High School Program

The Energenius Program is a K-8th grade curriculum program on energy, energy efficiency, and the environment. The program does not currently extend into high school, so a new program, Green Pathways, will be developed and piloted (see 6.2.g) for high school students. This career development program will explore the landscape of environmental and energy careers. Green Pathways enables students to expand and apply what they learned in the Energenius program in the context of developing personal interests and planning career goals and strategies in the green economy. Extending beyond high school, Green Pathways will link and leverage program resources with the Community Colleges providing additional educational opportunities for students to pursue green jobs and careers. Together, Energenius and Green Pathways provide a comprehensive “green” education and career development experience.

2009 – 2011 Energy Efficiency Programs Statewide Workforce Education and Training Program Implementation

School Presentations

The program will develop resources and presentation materials to help schools that are interested in going green. Resources will include models for assemblies, classroom presentations or helping them coordinate implementation of green projects at their site. Coordination would include helping them develop an action plan and timeline for implementing the various green projects. Once the plan is developed they will go to the community for support for implementation. The local Waste Management company can help set up a recycling program, the water district and SCG can do a walk through of the campus to identify water and energy efficiency tips. The class or club would decide based on their time availability what is reasonable to accomplish.

Energy Patrol

School workshops will be conducted using the Energenius Energy Patrol Handbook and videos. Workshops will include an actual monitoring activity and all schools will receive follow-up assistance with implementation... Energy Patrol programs help schools to monitor energy waste and energy efficient actions at the school site.

Green Careers Curriculum for Secondary Students

New program materials will be developed for high school students that focus on both living and working in a green global economy. This curriculum will provide students background knowledge on renewable energy and energy efficiency, trends in green job growth, green careers today and those projected for the future. The high school program will include references to the California Career Technical Education (CCTE) model curriculum standards. The curriculum will be made available to career centers, environmental groups on campus and could serve as a guide to holding green job fairs and career days on campus. This high school material will support the Green Pathways program.

The new program designed for middle school students will provide career awareness activities that relate to green jobs and careers. The materials will provide students the background needed to understand the relationship between energy efficiency, renewable energy and the green jobs and careers that are available. This middle school program will be marketed through the existing channels that the Energenius K-8 program series is at this time.

Curriculum on Analyzing Energy Use

Introduce a mini curriculum that supports the use of the Home Energy Efficiency Survey (HEES). Piloting of these materials is in progress in the second quarter of 2009. The goal of this unit is to interest students and their families in ways that they can save energy at home.

2009 – 2011 Energy Efficiency Programs Statewide Workforce Education and Training Program Implementation

Conference, Exhibits and Presentations

Our goal is to attendance at 10 or more educational conferences per year to promote Energenius materials and workshops and to provide general information on energy efficiency. When possible, presentations during the conference will be done.

Resource Guide for Teachers

Maintain a yearly update on “Energy Education Resource Booklet” which provides an annotated listing of sites for teachers and students covering issues on energy, energy efficiency and the environment.

Energenius will coordinate with PEAK Student Energy Actions educational program or other K-12 programs where possible. PEAK compliments Energenius by covering demand side management concepts (shifting use to off-peak hours) and the science of energy.

Expansion statewide teachers would be able to access information on these program materials and order them through the statewide WE&T “Web Portal”.

LivingWise (SCG & SCE)

For the 2009 to 2011 program cycle, LivingWise® is proposed as a continuation of a successful program partnership between SCE and SCG. LivingWise program target 5th and 6th grade students, and is usually incorporated into the science and math classes over a 4 week period. Local water providers are also contacted regarding their interest to co-sponsor the LivingWise Program in their service territories. LivingWise® provides classroom learning activities and take-home kits to elementary and middle school classes. The kit contains energy and water-saving products such as a compact fluorescent lamp and high efficiency showerhead as well as other items to introduce energy efficiency and water conservation to children and their parents. The program features a blend of classroom learning activities, hands-on energy survey and installation projects which students complete in their homes with parental assistance. In addition, LivingWise® participants will be provided lesson plans as well as classroom discussion in the area of energy efficiency, demand response, distributed generation, water conservation and careers and job opportunities in the new green economy. These lesson plans come in the form of an activity booklet that addresses electric, gas and water conservation as well as green house gases, renewable energy and careers in green jobs.

Program Activities

2009 – 2011 Energy Efficiency Programs Statewide Workforce Education and Training Program Implementation

Interactive: Interactive school-to-home program for students

LivingWise Activity book: The LivingWise Teacher Activity Guide enables teachers to meet academic content standards in science, math, and environmental. Lessons are designed to be fully comprehensive and contain the following: student learning objectives, post-activity reflection and environmental impacts. The activity books contain the following lessons:

- Electricity,
- Natural gas,
- Water conservation,
- Renewable energy,
- Distributed generation, and
- Green house gases

Activity guide and/or presentation revisions: The existing activity guide and or presentations will be modified to include the following:

- Demand response, and
- Careers in the new green economy

Classroom activity: Teacher-designed classroom activities that reinforce student work on critical State Standards for core subject areas (math, Science, environmental).

Hands-on: Hands-on projects that utilize kits containing energy and water efficiency technologies that students directly install in their homes, thus reinforcing education results.

Family involvement: Involvement of parents to shape family habits and awareness of the benefits of energy and water efficiency

Fully integrated Energy Efficiency Program: Collaboration with Southern California Gas Co and local Water agencies ensures that program covers electric, gas, and water as well as green house gases, renewable energy and careers in green jobs.

Coordinate with other SCE departments to promote and facilitate Consumer and Business Incentive Programs.

Coordinate events where possible with Mobile Energy Unit (MEU)

Teachers are required to incorporate lessons from each of the following areas; electricity, natural gas, renewable resources, GHG and green jobs into their math, science or environmental classroom activities as possible. This program is very adaptable to different teaching styles and compliments California's science and math curriculum.

2009 – 2011 Energy Efficiency Programs Statewide Workforce Education and Training Program Implementation

Initial implementation includes program customization to promote utility energy efficiency programs, demand response, distributed generation, water conservation as well as a green career path. The program also features a) pre-survey – that kids complete at the start of the program to determine their knowledge of energy efficiency, b) Household report card – that provide valuable information about household environment and conservation behaviors, c) post-survey – the kids complete after going through the program and allows us to see program effects on their knowledge.

Green Schools (SCE)

Green Schools is a comprehensive K-12 program that takes saving energy into schools, homes and communities, as well as brings skills development to high school students as preparation for green jobs. Program staff meets with school district representatives, principals and teachers to develop a customized approach for their schools. Teachers are then trained on its lesson plans and approach. The program's Instructional resource materials, including lessons in all aspects of energy and energy efficiency, are correlated to California education standards, making it easier for teachers to integrate the lessons into their curriculum and strengthen student academic learning. New for 2009-11 is a new lesson on green careers in the new green economy where teachers will talk to students about careers in solar, wind, hydro, energy management as well as environmental areas. Our goal is that students will learn and consider energy careers in high school much like they previously learned about going into the medical field, legal field, accounting and public service.

Green Schools teaches about energy from an integrated perspective that includes the science of energy, energy efficiency and conservation, demand response, renewable and distributed generation, environmental and economic impacts of energy consumption and encourages students to consider green careers. Students will learn about green careers or green university courses/programs in their life skills classes and/or from their career counselors. The program also encourages schools to pursue efficiency opportunities from behavioral changes, operational changes, and product retrofits to 1) save energy and reduce utility costs, and 2) for students to see that schools are practicing what they are teaching. A Team of teachers, custodians, administrators and students, work together to develop a tailored plan to implement at the school. Through integrative, project-based learning activities, the Green Schools teams work with students who then become energy-smart educators and efficiency advocates, bringing the conservation message and knowledge about green careers to their schools, homes, and communities. Students learn about energy, ways energy efficiency can help the environment, rewarding careers in the energy field, and will involve their schools and families in energy lessons and energy efficiency practices.

The Green Schools Program provides training and professional development to teachers, custodians, and administrators; trains students to conduct audits of their schools; educates students about career opportunities in the energy efficiency field; and convenes school teams three times during the year to learn how to implement the program, celebrate

2009 – 2011 Energy Efficiency Programs Statewide Workforce Education and Training Program Implementation

successes and learn from their challenges. The career knowledge and experience that students gain, with respect to energy and energy conservation, prepares students for a wide range of rewarding energy careers.

Program Activities

Conduct Professional Development Workshop for new school teams. Program staff will conduct a one-day Professional Development Workshop in the summer or fall of each year to train new school teams of superintendents, principals, teachers and career counselors about the program goals and provide instruction and guidance in planning and implementing their Green Schools activities.

Curriculum Development. Work with California Department of Education (Curriculum Commission) to be included in curriculum development advisory boards so that the Energy sector can contribute to tailored K-12 curriculum and enhance the state-mandated Environmental Education Initiative with more robust energy efficiency curriculum. Afterward, Green Schools will pilot curriculum prior to California Department of Education mandating widespread use of new curriculum.

Instructional Resource Binders. These binders are provided and discussed at the professional development workshop. The resource binders contain the following sections:

- Teaching about energy
- Alternative energy sources (New)
- Green careers (New)
- Saving energy at school
- Involving the whole school
- Saving energy at home
- Facilities and custodial staff contributions to Green Schools

Teachers are required to cover 1) Section 1: background lessons, action lessons, and climate change, 2) Section 4: saving energy at home and at the community, 3) Section on Alternative energy sources: solar, wind, distributed generation and demand response, 4) Section on Green careers.

Promote energy efficiency measures in the community. Each year students will be engaged in activities that promote community outreach and incentive programs. Examples of community outreach activities include tabling at school or community events, student presentations on energy efficiency for community service organizations, and students working with parents to complete energy efficiency surveys. These activities serve to instill this green lifestyle in the students. If the student is passionate

2009 – 2011 Energy Efficiency Programs Statewide Workforce Education and Training Program Implementation

about this cause, s/he will be more likely to continue this course in college and or a green career. This function should serve as preparation for this student following a green career path.

Student Energy Audit Training (SEAT). Conduct SEAT program in three high schools and/or middle schools each year. The Green Schools SEAT program educates students about energy and gives them first-hand experience analyzing how energy is used at their school. Students will learn about many aspects of energy efficiency and energy auditing and will conduct basic audits of select areas in their schools. This activity will serve to inspire students to continue down the green career path by pursuing this cause in college or moving directly into the green workforce out of high school.

Develop Career Pathways from High School to Higher Education or Energy Career. Through partnering with school counselors, community colleges and universities to conduct field trips to energy related business and training centers, conduct school assemblies focused on energy issues and the importance of energy careers.

- Work with existing school clubs to incorporate green job information and training into club activities,
- Providing students with career path information, including relevant degree or certification offerings with community colleges and universities,
- Encouraging students to pursue internship opportunities with the Green Campus program, and
- Organizing career days at the IOUs where students can learn about career opportunities and the important work performed to help the environment and reduce GHG. If this is not feasible, green schools will organize school assemblies where IOU experts can come and talk to students about energy, careers and answer questions.

Mid-Year Meetings. School teams meet mid-academic year to share successes and challenges of program implementation and to make plans for the second semester of the school year. Documentation of the meetings will be provided, including the agenda, list of attendees, materials distribution list, second-semester school plans, and workshop evaluation.

Energy baseline tracking system. This function serves several purposes, 1) saves the district/school on energy costs, 2) show the students that the schools are practicing what they teach, and 3) students get to realize the impact of their actions at schools and this will reinforce the importance of energy management careers.

Coordinate with other IOU departments to promote and facilitate Business Incentive Programs. The Alliance will provide information to the Green Schools districts about SCE's Business Incentive Programs and encourage them to take advantage of these opportunities for making energy efficiency changes more cost effective.

2009 – 2011 Energy Efficiency Programs Statewide Workforce Education and Training Program Implementation

Develop, track and report on key performance indicators

Green Schools helps schools reduce energy costs and educates students and their families about energy and the link between efficiency, the environment and finances as well as educate students about careers in the field of energy. It is a comprehensive and long-term approach to school efficiency, bringing together the facilities, instructional and administrative staff in a cooperative effort to improve education using energy as a tool. Its unique approach integrates school facility energy savings with energy savings instruction and action for students to use in school, their homes and their community.

iii. Incentive levels

None

iv. Marketing and outreach plans, e.g. research, target audience, collateral, delivery mechanisms.

College and University sector:

Green Campus

Marketing and outreach efforts to increase the transparency of campus energy efficiency goals and results, as well as Green Campus projects: Green Campus Interns will launch termed and ongoing educational campaigns for students, faculty, staff and administrators; in order to achieve and sustain cross-campus buy-in for energy efficiency goals and projects set by individual campuses and/or utilities,

- **Promote campus awareness of energy efficiency opportunities and work being done on campus.** Green Campus Interns will publish a monthly newsletter describing their ongoing campus outreach efforts, in order to increase awareness about their projects and those of the campus stakeholders and university system. The students will also coordinate to bring a Mobile Energy Unit (MEU) to campus awareness events where available,
- IOU Energy Savings brochures containing details about our commercial and residential EE, DR, DG and Renewable energy programs are provided on campus to administrators and students, and
- Please refer to Program Delivery Mechanisms for ensuring that minority, low income and disadvantaged communities fully participate in training and education programs.

Community College sector:

California Community College IOU partnership

2009 – 2011 Energy Efficiency Programs Statewide Workforce Education and Training Program Implementation

The CCC IOU partnership will continue with a training and education (T&E) program focusing on energy efficiency courses for CCC facilities, operations and maintenance staff. The CCC IOU partnership is also actively working with other CCC and community stakeholders on curriculum and Workforce Education and Training Strategies (WE&T) for students and industry to develop a green career path and workforce in support of the Strategic Plan goals. The basis of the T&E program will be to coordinate with the IOU training centers to customize existing course offerings in the HVAC, controls, lighting, commissioning, and green building areas and deliver them to the CCCs via direct training at the campuses or via telecasts or webinars to many campuses on a distributed basis. The CCC approach was established in the 2006-2008 program cycle on a pilot basis, and will expand it to a comprehensive program offering for 2009-2011.

K-12 sector:

PEAK (statewide)

This program will be targeted to associations, school districts and will be included in up to 8 teacher conferences a year. Part of this marketing will include targeting low income and disadvantaged communities. The method used to identify low income and disadvantaged communities is by the percentage of students on school lunch programs. In fact, our goal is that 50% of program participants come from the low income and disadvantaged groups.

- Information about our residential EE, DR, DG and Renewable energy programs are provided with our Peak program. This information is intended to be included as part of class discussion as well as taken home to be discussed with parents.
- Schools that have used this program and see the impact it has on the students, request the program year after year as well as inform other teachers about the benefits. Even though every year brings new students, we try to broaden the programs reach to a few new schools every year.

Energenius (statewide to be established)

2009 – 2011 Energy Efficiency Programs Statewide Workforce Education and Training Program Implementation

The Energenius program will be marketed in four major ways. A targeted mailing is done twice a year, September and February to about 10,000 teachers statewide. The teacher names are acquired through Market Data Retrieval and the mailing is done by the fulfillment house. Another method of marketing includes attending up to 10 teacher conferences a year. Energenius materials are displayed and teachers can order them at the conference or instructed to go online. Program staff attend professional association meetings (distribute information on educational programs) including and not limited to; The Coalition of Adequate School Housing (CASH), California Association of School Business Officials (CASBO); Small School Districts Association and American Association of School Administrators. Additionally, make presentations to school district facility managers and school administrator meetings.

- A great majority of teachers that order these materials year after year and have made it part of their regular curriculum.
- Our marketing will target low income and disadvantaged communities and, our goal is that 50% of program participants come from the low income and disadvantaged groups.

LivingWise (SCG & SCE)

Marketing consists of targeted mailing to schools and districts within the affected service area. Information about the program is mailed, emailed, faxed and made available via a web site. Interested schools or teachers would contact the third party vendor to participate in the program. The third party vendor first validates the schools are in IOU service area by contacting the IOU. Once schools have been involved with the program, they request it again in following years as well as refer other teacher to the program.

- Our marketing will also target low income and disadvantaged communities and, our goal is that 50% of program participants come from the low income and disadvantaged groups. Low income and disadvantaged communities are identified by the percentage of students on a school lunch program.
- Information about our residential EE, DR, DG and Renewable energy programs are provided with our LivingWise program. This information is intended be to included as part of class discussion as well as taken home to be discussed with parents.
- Teachers truly see the benefit of this program and the impact it has on the students and their families and, it is evidenced by requests year after year to have this program at their schools.

Green Schools (SCE)

Since this program is implemented at the district level, this program is target marketed to school districts in the IOU service area. The program will also continue to expand the reach to low-income students (currently 68% of schools have greater than 50% qualifying for reduced school lunches). This is a K-12 school program but at the request of the

2009 – 2011 Energy Efficiency Programs Statewide Workforce Education and Training Program Implementation

PUC, we will make every effort to enroll a greater number of high schools in the program so as to prepare students for careers in the green workforce and/or higher education with an emphasis in a green career.

- Information about our residential EE, DR, DG and Renewable energy programs are provided with our Green Schools program. This information is intended to be included as part of class discussion as well as taken home to be discussed with parents.
 - This program was a two-year program for program cycle 2006-08 but will be changing to a one-year program starting in 2009-11. The reason for making this program change was to make this program available to more districts/schools/teachers. We receive many district requests asking us to continue the program; however, we cannot forsake all other customers in our service area. We explain that our hope was for the program to provide a foundation for energy conservation to continue at your school district and, offer our support in other ways.
- v. IOU program interactions with CEC, ARB, Air Quality Management Districts, local government programs, other government programs as applicable.
- Will work with State Department of Education (Curriculum Commission) to be included in curriculum development advisory boards so that we can contribute to tailored K-12 curriculum that includes the science of energy, energy efficiency and some discussion about green careers,
 - Will also work with the UC Office of the President of Academic Affairs and the CSU Office of Degree Programs and Educational Opportunities to 1) promote energy minor or major degree programs, 2) collaborate and/or provide expertise in the development of complementary new and revised courses that will form a comprehensive integrated approach to energy education, and 3) consult with campus-specific administrators to define additional courses needed to meet the growing need for graduates with skills in energy efficiency and related fields,
 - Will work CBOs, FBOs, NGOs and others through a WE&T taskforce in an effort to advance WE&T goals, and
 - Will work with water management agencies, air management agencies or other government entities to establish a network of internship opportunities for students in pursuit of a green career.
- vi. Similar IOU and POU programs

Similar IOU programs included and no similar POU programs.

b. Program delivery and coordination

- i. Emerging Technologies program

2009 – 2011 Energy Efficiency Programs Statewide Workforce Education and Training Program Implementation

This program will have regular communication with this program as, emerging technologies will be very important in what is taught all levels of the education system.

ii. Codes and Standards program

We have discussed this WE&T effort with Codes and Standards and have agreed to keep the lines of communication open and schedule ongoing discussions.

iii. WE&T efforts

Refer to WE&T Planning section 6c for more discussion on efforts in the education and community sectors.

iv. Program-specific marketing and outreach efforts (Budget provide in Table 1)

College and University sector:

Green Campus

Marketing and outreach efforts to increase the transparency of campus energy efficiency goals and results, as well as Green Campus projects: Green Campus Interns will launch termed and ongoing educational campaigns for students, faculty, staff and administrators; in order to achieve and sustain cross-campus buy-in for energy efficiency goals and projects set by individual campuses and/or utilities,

- **Promote campus awareness of energy efficiency opportunities and work being done on campus.** Green Campus Interns will publish a monthly newsletter describing their ongoing campus outreach efforts, in order to increase awareness about their projects and those of the campus stakeholders and university system. The students will also coordinate to bring a Mobile Energy Unit (MEU) to campus awareness events where available,
- IOU Energy Savings brochures containing details about our commercial and residential EE, DR, DG and Renewable energy programs are provided on campus to administrators and students, and
- Emphasis is also placed on working with minority and disadvantaged groups throughout the campus.

Community College sector:

California Community College IOU partnership

The partnership will implement training and education (T&E) program focusing on energy efficiency courses for CCC facilities, operations and maintenance staff. The partnership is

2009 – 2011 Energy Efficiency Programs Statewide Workforce Education and Training Program Implementation

also actively working with other CCC and community stakeholders on curriculum and Workforce Education and Training Strategies (WE&T) for students and industry to develop a green career path and workforce in support of the Strategic Plan goals. The basis of the T&E program will be to coordinate with the IOU training centers to customize existing course offerings in the HVAC, controls, lighting, commissioning, and green building areas and deliver them to the CCCs via direct training at the campuses or via telecasts or webinars to many campuses on a distributed basis. The CCC approach was established in the 2006-2008 program cycle on a pilot basis, and will expand it to a comprehensive program offering for 2009-2011.

K-12 sector:

PEAK

This program will be targeted to associations, school districts and will be included in up to 8 teacher conferences a year. Part of this marketing will include targeting low income and disadvantaged communities for the purpose of maximizing outreach and connection to teachers and students from those communities.

- Information about our residential EE, DR, DG and Renewable energy programs are provided with our LivingWise program. This information is intended to be included as part of class discussion as well as taken home to be discussed with parents.

Energenius

The Energenius program will be marketed in two major ways. A targeted mailing is done twice a year, September and February to about 10,000 teachers statewide. The teacher names are acquired through Market Data Retrieval and the mailing is done by the fulfillment house. Another method of marketing includes attending up to 10 teacher conferences a year. Energenius materials are displayed and teachers can order them at the conference or instructed to go online. There is also a great majority of teachers that order these materials year after year and have made it part of their regular curriculum.

Our marketing will target low income and disadvantaged communities for the purpose of maximizing outreach and connection to teachers and students from those communities.

LivingWise

Marketing consists of targeted mailing to schools and districts within the affected service area. Information about the program is mailed, emailed, faxed and made available via a web site. Interested schools or teachers would contact the third party vendor to participate in the program. The third party vendor first validates the schools are in IOU service area by

2009 – 2011 Energy Efficiency Programs Statewide Workforce Education and Training Program Implementation

contacting the IOU. Once schools have been involved with the program, they request it again in following years as well as refer other teacher to the program.

- Our marketing will also target low income and disadvantaged communities for the purpose of maximizing outreach and connection to teachers and students from those communities.
- Information about our residential EE, DR, DG and Renewable energy programs are provided with our LivingWise program. This information is intended be to included as part of class discussion as well as taken home to be discussed with parents.

Green Schools

Since this program is implemented at the district level, this program is target marketed to school districts in the IOU service area.

- Information about our residential EE, DR, DG and Renewable energy programs are provided with our LivingWise program. This information is intended to be included as part of class discussion as well as taken home to be discussed with parents.

v. Non-IOU Programs

We currently collaborate with local water agencies with a few of our programs and will continue for the 2009-11 cycle, and

We will work to involve and coordinate some of our educational efforts with environmental agencies/groups to show the linkages between energy conservation and the environment.

vi. CEC work on PIER

No anticipated direct work with PIER from these Sub Program activities.

vii. CEC work on codes and standards

The IOUs will work with the CEC and the IOU Codes & Standards programs to improve code compliance through coordinated education and training delivery.

viii. Non-utility market initiatives

Refer to WE&T Planning section 6c for more discussion on efforts in the education and community sectors.

c. Best Practices:

2009 – 2011 Energy Efficiency Programs Statewide Workforce Education and Training Program Implementation

2006-08 Process Evaluations are not yet complete but, we are prepared to make modifications to programs once a list of improvements are provided.

Green Campus – Lessons learned from past program cycles have been transformed into best practices as well as feedback of past process and impact evaluations, and included in program re-designs. Some recommendations provided in mid-cycle that were feasible for implementation, were implemented successfully. Additionally, initial feedback from 2006-08 process and impact evaluations has been included in the redesign for the 2009-11 program cycle. Final evaluation reports and recommendations are not yet available.

PEAK – The first PEAK program was launched in Laguna Beach in 1979 and since then has evolved into the comprehensive, standards based program that exists today, reaching thousands of students across California. Past experiences have lead to best practices in the following years.

Energenius - The Energenius program has flourished since 1991 and the program has been enhanced based on feedback from teachers and students. Special consideration is being made to incorporate components into the existing program and the new units that are being developed to include references to green careers in energy efficiency, energy and greenhouse gas issues, and global climate change. The materials are supplemental (not intended to replace a required unit) but complimentary to what is required by the state and have all been correlated to the California Content Standards to enable teachers to justify teaching them.

LivingWise - Lessons learned from past program cycles have been transformed into best practices as well as feedback of past process and impact evaluations, and included in program re-designs. Some recommendations provided in mid-cycle that were feasible for implementation, were implemented successfully. Additionally, initial feedback from 2006-08 process and impact evaluations has been included in the redesign for the 2009-11 program cycle. Final evaluation reports and recommendations are not yet available.

Green Schools - Lessons learned from past program cycles have been transformed into best practices as well as feedback of past process and impact evaluations, and included in program re-designs. Some recommendations provided in mid-cycle that were feasible for implementation, were implemented successfully. Additionally, initial feedback from 2006-08 process and impact evaluations has been included in the redesign for the 2009-11 program cycle. Final evaluation reports and recommendations are not yet available.

d. Innovation:

We will address this area once process evaluations are complete.

Energenius - The program materials have been developed by SCG so the cost for implementing statewide (printing and developing new programs with statewide reach) keeps the cost low. It is relatively easy to make changes to the curriculum and incorporate

2009 – 2011 Energy Efficiency Programs Statewide Workforce Education and Training Program Implementation

information about energy efficiency programs and services, issues related to global climate change, and green careers.

Green Schools - Its unique approach integrates school facility energy savings with energy savings instruction and action for students to use in school, their homes and their community.

e. Integrated/coordinated Demand Side Management:

Refer back to section 6a.a.ii of this section

f. Integration across resource types (energy, water, air quality, etc):

All of the University, Community College and K-12 components will ensure that students understand the science of energy, energy efficiency and conservation, demand response, and renewable and distributed generation, as well as the environmental and economic impacts of energy consumption. Also, the goal is for students to understand the energy-related environmental connections, such as global climate change and the linkage between greenhouse gas emissions and energy use. In addition, materials will go beyond the energy efficiency fundamentals and introduce information on careers and job opportunities in energy-related fields and in the green economy

g. Pilots:

Green Pathways (PG&E) – This program will be piloted in the PG&E service area in 2009/2010. This is a career development program for high school students throughout California that will cultivate the next generation of “green” professional and vocational careers. Green Pathways creates an interactive learning environment utilizing web-based dialogues and other network-based communications that engage students and teachers with practicing and retired professionals in business and industry, professors and researchers in higher education, and local and state government. It incorporates the fundamentals of career development planning and strategy in the context of energy and environmental education. A repository of information resources will be created and made available through multiple electronic formats for wider distribution. The program will be conducted in conjunction with high school classes and will provide teachers with curricular resources for guiding students. It can develop linkages to California community college programs and provide resources to career counselors, professors and students. This pilot will initially target Bay Area schools and will scale to involve high schools/community colleges in multiple geographical areas in 2011.

Green Training Collaborative (SCG) – This program will be piloted by SCG in 2009/2010. This is a pilot Program to involve local community education institutions and training programs in energy related career development strategy consortiums. SCG will network with regional implementers of such career training programs to implement projects that allow students and other potential green workforce candidates to explore energy efficiency, integrated demand-side management technologies and resources management techniques.

**2009 – 2011 Energy Efficiency Programs
Statewide Workforce Education and Training
Program Implementation**

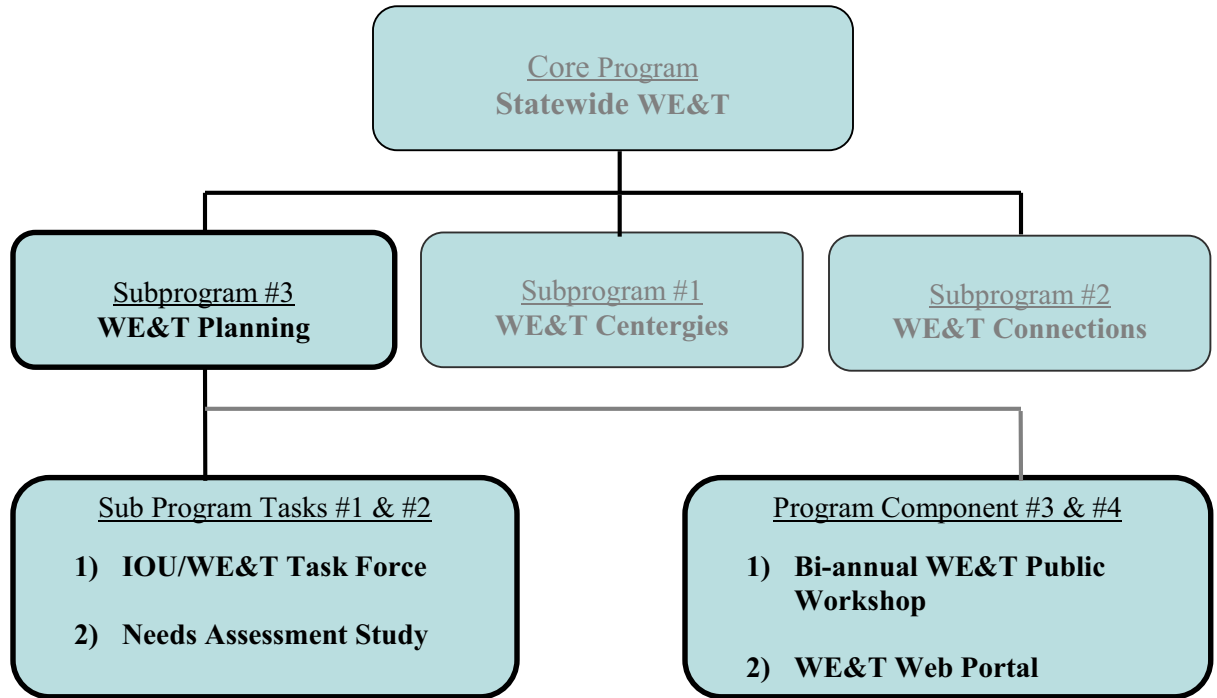
The program would be to add experience to participants pursuing green careers and employment unique to the region. The program will be evaluated to determine best practices that evolve in tailoring career development coordination for specific regional needs. The program will rely upon fund and resource sharing from among the collaborative.

h. EM&V:

The utilities are proposing to work with the Energy Division to develop and submit a comprehensive EM&V Plan for 2009-2011 after the program implementation plans are filed. This will include process evaluations and other program-specific studies within the context of broader utility and Energy Division studies. More detailed plans for process evaluation and other program-specific evaluation efforts cannot be developed until after the final program design is approved by the CPUC and in many cases after program implementation has begun, since plans need to be based on identified program design and implementation issues.

**2009 – 2011 Energy Efficiency Programs
Statewide Workforce Education and Training
Program Implementation**

6.3) Subprogram Implementation – WE&T Planning



The statewide Workforce Education and Training (WE&T) Planning Sub Program is an IOU program formed in direct response to the California Long-term Energy Efficiency Strategic Plan (Strategic Plan). The WE&T Planning involves management and execution of several strategic statewide planning tasks intended to help sustain momentum in long-term WE&T development and strategic planning, including identification of funding streams and market sector specific needs.

The WE&T Planning Sub-Program was created to facilitate implementation and completion of the four key strategic tasks identified in the Strategic Plan to drive long-term WE&T development:

- 1) Form an IOU/CPUC WE&T Task Force
- 2) Conduct a Needs Assessment
- 3) Create a WE&T Specific Web Portal
- 4) Bi-Annual WE&T Public Workshops

In order to meet the state’s growing workforce demand, a concerted planning effort that includes a variety of initiatives and funding sources beyond ratepayer funds is required. Such an effort will demand the collaboration and involvement of secondary and post-secondary education leaders, technical and professional organizations, state agencies,

2009 – 2011 Energy Efficiency Programs Statewide Workforce Education and Training Program Implementation

economic and labor development organizations, utilities, and construction and manufacturing businesses that deliver energy efficiency solutions. The IOUs will support the larger statewide effort, and will help ongoing development of WE&T programs through their WE&T Planning coordination.

Market Transformation Information

Completion of the Needs Assessment, along with the aggregation of other developing study workforce training could be used to establish baselines from which to establish measurable goals. A few reasonable metrics to measure market transformation in the interim might be identifying funding streams for statewide parties to implement WE&T programs; WE&T Taskforce initiated actions, status and results; measuring utilization of WE&T web portal statistics.

Market Barriers and Solutions

The WE&T Planning Sub Program is intended to focus performs tasks that keep statewide stakeholders connected and focuses on delivering a sustainable long-term education and training network that creates a green jobs workforce. The tasks to be completed involve leveraging the resources of the CA-IOUs to help disseminate available statewide energy efficiency curricula and training from among education, labor, industry and grassroots community sectors. This will require a considerable commitment and trust among disparate agencies and entities that make up these sectors where there are inherent barriers which make it difficult to form an effective energy career training network.

The WE&T Planning is a complimentary program to make the best use of IOU resources to achieve multiple objectives. The IOU education and training activities primarily center around utilization of Energy Center and Training Center assets, but training efforts now reach beyond the internal walls of IOU facilities shown in the form of relationships with non-IOU training contractors, education institutions, community groups and governmental agencies. This is important in order for IOUs to help share a role in the growth of coordinated statewide workforce education and training. But just as the IOUs have pursued statewide consistency in offering education and training over several years, expectations to see the same occur among California's various education and training stakeholders cannot be oversimplified.

The IOUs have represented a reliable and experienced delivery channel of education and training program curricula when few other options have been available. Like other service providers, all parties must expect a process that will involve progressive steps toward solutions that make achievement the State's energy objectives reasonably possible.

Quantitative Program Targets

Refer to Section 5b for discussion on quantitative target development.

2009 – 2011 Energy Efficiency Programs Statewide Workforce Education and Training Program Implementation

Advancing Strategic Plan goals and objectives

In support of the Strategic Plan vision that “by 2020 California’s workforce is trained and engaged to provide the human capital necessary to achieve California’s economic energy efficiency and demand-side management potential,” IOUs plan to implement a variety of workforce development strategies that encourage and nurture the development of “green collar” jobs through their strategic planning initiatives, and education and training programs.

Training that advances the business of demand-side management, energy efficiency and green energy technology, students benefit, entering careers and advancing the State’s very intense energy efficiency goals. Statewide IOU representatives, key traditional education sector representatives, the business community and professional / industry associations at all levels will work together to share protocols and best practices for energy efficiency education through the WE&T Taskforce.

WE&T Planning tasks are intended to outreach to minority, low income and disadvantaged communities for greater participation. This more focused and targeted step will be coordinated with IOU Low-income, Community outreach and Community affairs departments, as well as coordination, where possible, with Marketing, Education and Outreach

a. Statewide IOU Coordination

Implementation activities will be informed by the statewide scoping study and needs assessment. The IOUs are expected to direct much of the work needed to complete the assessment, which will identify existing WE&T infrastructure and capacity, anticipate future needs, and specify urgent gaps that need to be addressed..

Based on the statewide needs assessment, a strategic plan, outlining at least existing and anticipated green collar jobs, and the skill sets that are likely to be demanded by industry are to be presented.. Organizing these skill sets into practical career paths should influence communication, development, and implementation of future WE&T training programs.

Funding for actions based on the above mentioned scoping study, needs assessment, dialogue with stakeholders and task force conclusions will be required to impact the WE&T needs in time to support the urgent needs of the Integrated Demand Side Management (IDSM) Portfolio. Such implementation actions may include collaboration with appropriate educational sectors as prioritized by the needs assessment to act as catalysts to enhance conventional educational efforts to accelerate the mainstream adoption of green career support.

2009 – 2011 Energy Efficiency Programs Statewide Workforce Education and Training Program Implementation

The statewide IOU Planning tasks will be shared among any other statewide planning and training implementers and be coordinated, where plausible, with the IOU WE&T Centergies and IOU WE&T Connections Sub Programs. A statewide WE&T web portal could ultimately serve as a central repository for exchanging training and job opportunities, as well as statewide and national developments linked to California workforce initiatives.

Four specific key actions to be completed in the near term to drive long-term WE&T development and strategic planning. The Taskforce formed from the California strategic plan is intended to identify funding streams other than ratepayer funding, identify market sector specific needs, and inform short-term actions to initiate longer-term strategies for each market and educational sector.

- 1) Energy Efficiency WE&T Task Force.** The Task Force is expected to be comprised of energy efficiency and demand side management IOU program representatives, CPUC staff, labor, industry representatives, and educational experts to fulfill administrative functions including: developing a needs assessment RFP; selecting the third party to conduct the needs assessment; and managing the needs assessment evaluation. The Task Force members will continue to help implement the goals and strategies set forth in this Strategic Plan. Beyond the representation listed above, the WE&T Task Force will rely on commitments for involvement from educators and educational administrators, labor representatives, community-based job training leaders and other non-IOU energy efficiency program implementers

The WE&T Task Force is in the early stages of formulation. Reports on existing WE&T related programs and efforts as well as discussion of new WE&T programs and efforts will be core topics of these meeting sessions. The Taskforce will provide a formal framework for all members to get updates, provide feedback and be actively involved in discussing studies, programs, projects, and WE&T efforts being implemented under the strategic plan and other related state initiatives. Task force meetings represent work sessions to review and refine WE&T coordination efforts among stakeholders.

- 2) WE&T Needs Assessment.** An in-depth formal statewide training and education resource inventory and needs assessment is necessary for long-range strategic planning and delivery. The needs assessment and resource inventory will be structured to produce short-, near- and long-term workforce strategies to support each sector defined in the *Plan*. The assessment will be completed by a third-party with its process managed by the CPUC and IOUs, in collaboration with the California Department of Education and other involved stakeholders.
- 3) WE&T Web Portal.** The web portal will include links to various demand-side management (DSM) related training programs and will allow for a single point of communication. The portal will also serve as a repository for demand-side management and energy efficiency training, educational conferences, and career opportunities. This portal will be created and funded in collaboration with other appropriate entities, and linked to the statewide energy efficiency web portal.

**2009 – 2011 Energy Efficiency Programs
Statewide Workforce Education and Training
Program Implementation**

4) Identify And Implement Specific Programs For Each Educational Sector. WE&T needs are best studied and approached by supporting educational sectors. Thus, five educational sectors have been identified as key in fulfilling WE&T needs and opportunities: Kindergarten through high school, adult education and community colleges, technical training, colleges and universities, and minority, low income and disadvantaged communities.

California must quickly increase and integrate statewide efforts to train people at all levels to plan, administer, and deliver energy efficiency in the public and private sectors. The effort will require planning among secondary and post-secondary educational leaders, technical and professional organizations, state agencies, economic and labor development organizations, utilities, and construction and manufacturing businesses that deliver energy efficiency solutions. The Statewide IOU WE&T Program is directed to initiate ongoing dialogue with market participants and education stakeholders by means of bi-annual stakeholder public workshops to help advance a long-term workforce training designs and plans at all levels of California’s educational systems and accommodate the dramatic increase in energy efficiency potential envisioned by the Strategic Plan.

The proposed Statewide IOU WET Program relies on collaboration among CPUC Staff, representatives from the education sector, state bodies, each of the IOUs, professional/trade organizations, and the business community to be successful in initiating energy efficiency training needs, along with recommended existing and potential educational delivery strategies and resources that will serve each market an educational sector in the *Strategic Plan* through 2020 and beyond.

The WE&T Program is constructed to work in cooperation with the IOUs and the WE&T Taskforce to identify sponsors and funding sources to design and expand effective workforce training activities and projects throughout the state.

Strategy 1-1: Define, initiate and drive long-term WE&T development and strategic planning, including identification of funding streams and market sector specific needs.

Implementation Actions:

Potential Stakeholders	<ul style="list-style-type: none"> • Statewide IOU Team, including other utilities as well as internal partners • CPUC Staff • Key traditional education sector representatives, including UC/CSU, community colleges, and accreditation programs • Business Community • Professional organizations, including the AIA and United States Green Building Council
Sub Program Implementation	<ul style="list-style-type: none"> • Conduct an in-depth formal statewide energy efficiency training and education resource inventory and needs

**2009 – 2011 Energy Efficiency Programs
Statewide Workforce Education and Training
Program Implementation**

	<p>assessment.</p> <ul style="list-style-type: none"> • Assess current and alternative funding and partnership mechanisms for WE&T activities. • Create a WE&T specific Web portal and identify entities to co-fund and co-sponsor the Web portal with utilities. Partners shall contribute content toward Web portal • Initiate regular on-going dialogue with broad group of market participant and education stakeholders by way of bi-annual workshops. • Establish task force to oversee and help to evaluate utility specific WE&T activities.
Delivery Channel	<p>WE&T Taskforce – Conduct resource inventory and needs assessment.</p> <p>WE&T Taskforce – Assess and summarize various funding mechanisms for WE&T activities as a needs assessment element.</p> <p>WE&T Taskforce – Work with statewide team to develop Web portal for workforce needs.</p> <p>WE&T Taskforce – Facilitate the convening of stakeholders for initial and ongoing dialogue with stakeholders.</p> <p>Ed Train - Collaborate with WE&T program to inform the process.</p> <p>WE&T – Be specific about the scope of work to define what can/will be done and what lies outside the scope of the task force.</p>

Other long-term strategies and implementation efforts included as goals for the Statewide IOU WE&T Program are addressed in detail within the WE&T Centergies and WE&T Connections Sub Program sections of the PIP. In summary however, they include:

Strategy 1-2: Support the community college and adult education efforts to allow students to develop their education based on visible career paths in energy efficiency and related fields

Potential Stakeholders	<ul style="list-style-type: none"> • California Community Colleges Chancellor’s Office • California Board of Education • Adult Education Leadership • Department of Employment Development • Industry and Labor Associations • Business Community • Professional organizations with members who need to maintain accreditation • Building Operators Certification Program (BOC)
Sub Program	<ul style="list-style-type: none"> • Utilize community colleges to provide technical training,

**2009 – 2011 Energy Efficiency Programs
Statewide Workforce Education and Training
Program Implementation**

Implementation	<p>such as HVAC maintenance and building operator certification.</p> <ul style="list-style-type: none"> • Develop appropriate linkages with K-12 programs, focusing on high-school “green academy” • Coordinate with the community colleges and adult education sector to incorporate energy and resource efficiency. Component into their career laddering concept. • Explore ways of disseminating materials electronically through effective use of the Internet.
----------------	---

Strategy 1-3: Incorporate energy / resource efficiency and demand side energy management into traditional contractor and technician training, such as for plumbers and electricians, and expand training resources to produce target numbers of trained workers.

Summary:

Potential Stakeholders	<ul style="list-style-type: none"> • California Community Colleges Chancellor’s Office • Community College HVAC program • California Board of Education • Adult Education Leadership • Department of Employment Development • Industry / Labor Associations • Technical and Vocational Training Programs
Sub Program Implementation	<ul style="list-style-type: none"> • Expand or establish training curricula and training and professional career development programs in building construction, services, building operator and other energy efficiency technical fields. • Establish or expand key financial and placement partnerships that demonstrate employment prospects for trained personnel. • Expand upon existing certification programs to try to include student certificate in “green workforce”.

Strategy 1-4: Create or expand college and university programs with energy efficiency focus and foster green campus efforts to apply this knowledge in clear view of students and faculty.

Summary:

Potential Stakeholders	<ul style="list-style-type: none"> • California Community Colleges Chancellor’s Office • WE&T Task Force • UC/CSU education system • ACEEE education committee
Sub Program Implementation	<ul style="list-style-type: none"> • Utilize existing UC/CSU extension programs to incorporate a continuing education curriculum component. • Work with Universities and colleges to expand professional energy related degree offerings and contribute to tailored

**2009 – 2011 Energy Efficiency Programs
Statewide Workforce Education and Training
Program Implementation**

	<p>curriculum.</p> <ul style="list-style-type: none"> • Work with colleges and universities to formalize internship opportunities with energy and resource efficiency institutions, including engineering firms, architecture firms, and utility programs.
--	---

Strategy 1-5: Develop K-12 curriculum to include energy efficiency fundamentals (e.g., math, science, behavior) across various content areas and identify how career education in energy-related fields can be incorporated across the grades.

Summary:

Potential Stakeholders	<ul style="list-style-type: none"> • CPUC Staff • Key traditional education sector representatives • California Board of Education • WE&T Task Force • Business community • After-school community education programs
Sub Program Implementation	<ul style="list-style-type: none"> • Identify opportunities to leverage governor’s career technical initiative. • Identify opportunities to work with the California Department of Education to develop curricula with specific content for energy and GHG issues. • Support outreach into • K-12 schools on energy, water and environmental issues. • Support K-12 schools to develop curricula that support their local communities as part of class assignments.

Strategy 2-1: Collaboratively identify appropriate goals and strategies to build California’s energy efficiency workforce through 2020, focusing on training that increases participation from within minority, low-income and disadvantaged communities in achieving California’s economic energy efficiency potential.

The number of units receiving education and weatherization services during the 2009-2011 program period is expected to expand greatly. During 2009, WE&T will focus on expanding behavior modification in existing training programs to increase emphasis on energy efficient practices.

Additionally, training in the form of train-the-trainer sessions may be possible with third party groups to design and expand teaching of weatherization and energy efficiency in minority and disadvantage communities specifically.

Summary:

Potential	WE&T Task Force
-----------	-----------------

**2009 – 2011 Energy Efficiency Programs
Statewide Workforce Education and Training
Program Implementation**

Stakeholders	<ul style="list-style-type: none"> • CPUC • Key traditional education sector representatives • Business Community • California Community Colleges Chancellor’s Office • Continuing Education Programs • Laney & Delta College HVAC program • Department of Employment Development • Industry / Labor Associations • Technical and Vocational Training Programs (e.g., State Prison System) • Community Youth Centers (e.g., YMCA)
Sub Program Implementation	<ul style="list-style-type: none"> • Leverage Marketing Education & Outreach and WE&T task forces to partner with community based organizations and provide targeted outreach on employment opportunities with energy efficiency. • Develop Low Income WE&T Plan • Train qualified diverse business enterprises from minority, low-income and disadvantaged communities to undertake or expand efficiency services.

b. Program delivery and coordination

WE&T Planning includes involvement from a wide range of stakeholders. Implemented in the appropriate manner, WE&T Taskforce members will represent technology, industry, government, community groups, utilities, education and non-energy segments which should facilitate discussion on ways to share current and emerging opportunities to expand the scope of existing WE&T training curriculum, but introduce new WE&T training activities in the area of emerging technologies, codes and standards, and non-IOU programs.

c. Best Practices

Formulation of statewide WE&T Taskforce and regularly scheduled meetings with statewide WE&T stakeholders represent a best practice that facilitates open discussion among are vested parties. The WE&T planning process will have best practice inputs gathered from evaluation of IOU education and training programs to rely upon in discussing real opportunities and the long-term considerations of programs being shared and presented to the WE&T taskforce and IOUs.

d. Innovation

The whole program can be considered innovative to the degree that statewide coordination and strategic planning is being done which will help shape California economics in the near term.

**2009 – 2011 Energy Efficiency Programs
Statewide Workforce Education and Training
Program Implementation**

e. Integrated/coordinated Demand Side Management

WE&T Planning includes involvement from a wide range of stakeholders. The IOU WE&T representatives in support of the long-term workforce strategy of California to achieve statewide coordination, will work to create coordinated technology demonstration and DSM training to ensure there are no missed opportunities for offering IDSM training and that opportunities to receive such training are made available to the fullest extent possible which will aid efforts in achieving energy neutral buildings by 2020.

f. Integration across resource types (energy, water, air quality, etc).

WE&T Planning includes involvement from a wide range of stakeholders. Implemented in the appropriate manner, WE&T Taskforce members will represent technology, industry, government, community groups, utilities, education and non-energy segments and facilitate discussion on ways to share current and emerging opportunities to expand the scope of existing WE&T training curriculum to include water and GHG mitigation.

g. Pilots:

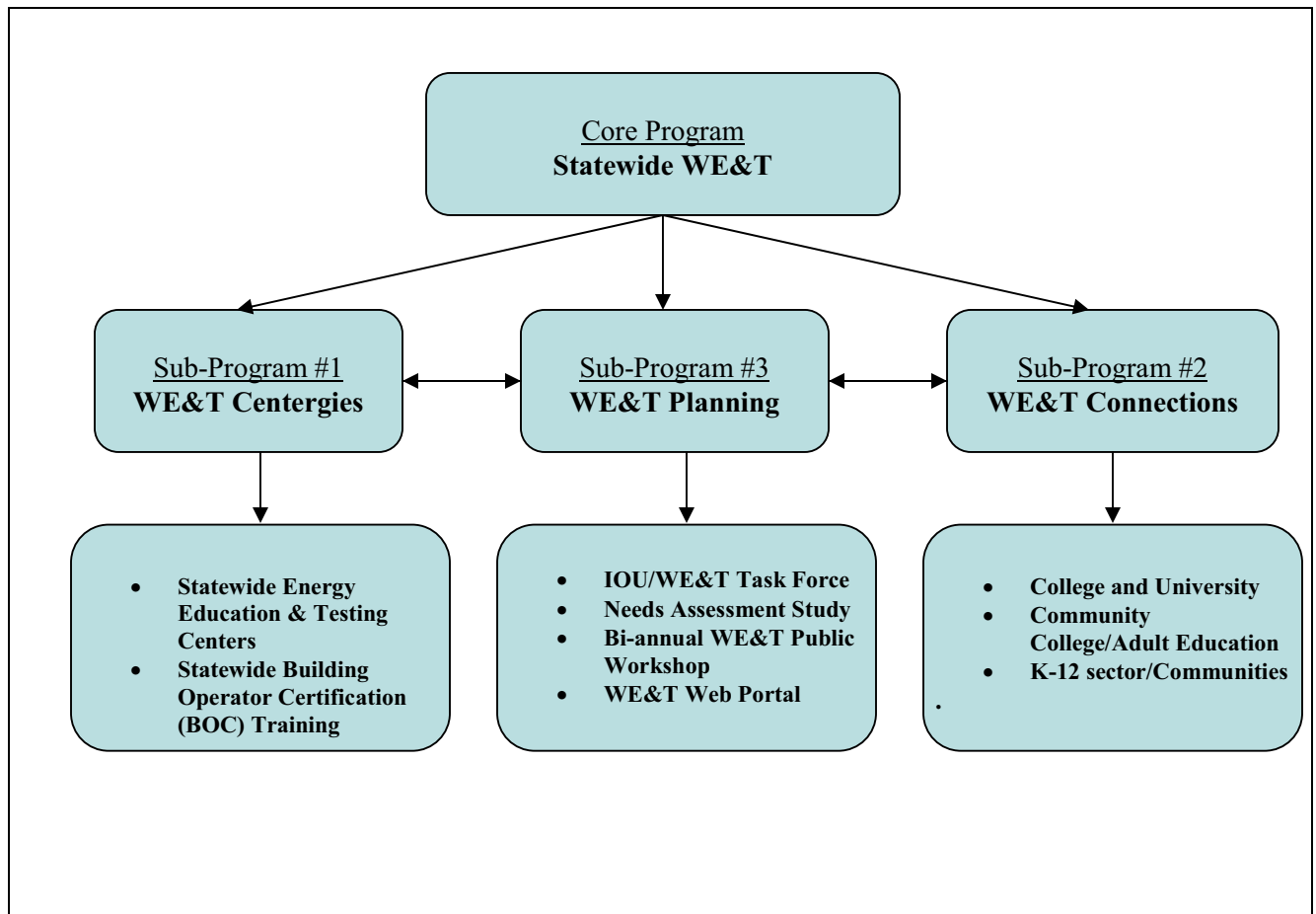
The whole program can be considered innovative to the degree that statewide coordination and strategic planning with regard to workforce training is being done in a manner that require iteration and learning in order to arrive at implementation models and action steps that can be deemed effective.

h. EM&V

The utilities are proposing to work with the Energy Division to develop and submit a comprehensive EM&V Plan for 2009-2011 after the program implementation plans are filed. This will include process evaluations and other program-specific studies within the context of broader utility and Energy Division studies. More detailed plans for process evaluation and other program-specific evaluation efforts cannot be developed until after the final program design is approved by the CPUC and in many cases after program implementation has begun, since plans need to be based on identified program design and implementation issues.

**2009 – 2011 Energy Efficiency Programs
Statewide Workforce Education and Training
Program Implementation**

7) Diagram of Program: Please provide a one page diagram of the program including sub-programs. This should visually illustrate the program/sub-program linkages to areas such as:

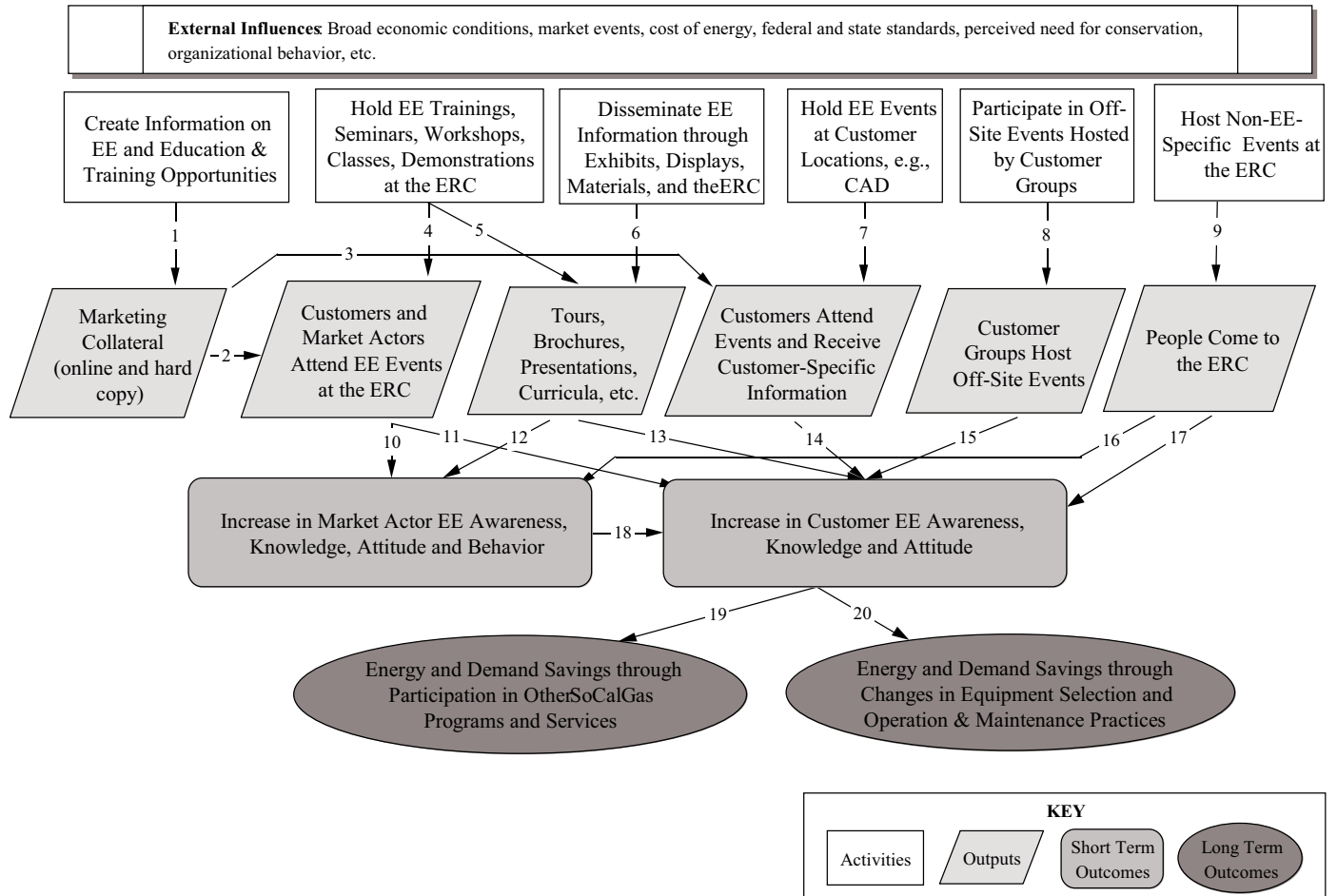


**2009 – 2011 Energy Efficiency Programs
Statewide Workforce Education and Training
Program Implementation**

- 8) Program Logic Model: Provide a program logic model including sub-programs. May include in an appendix to PIP.

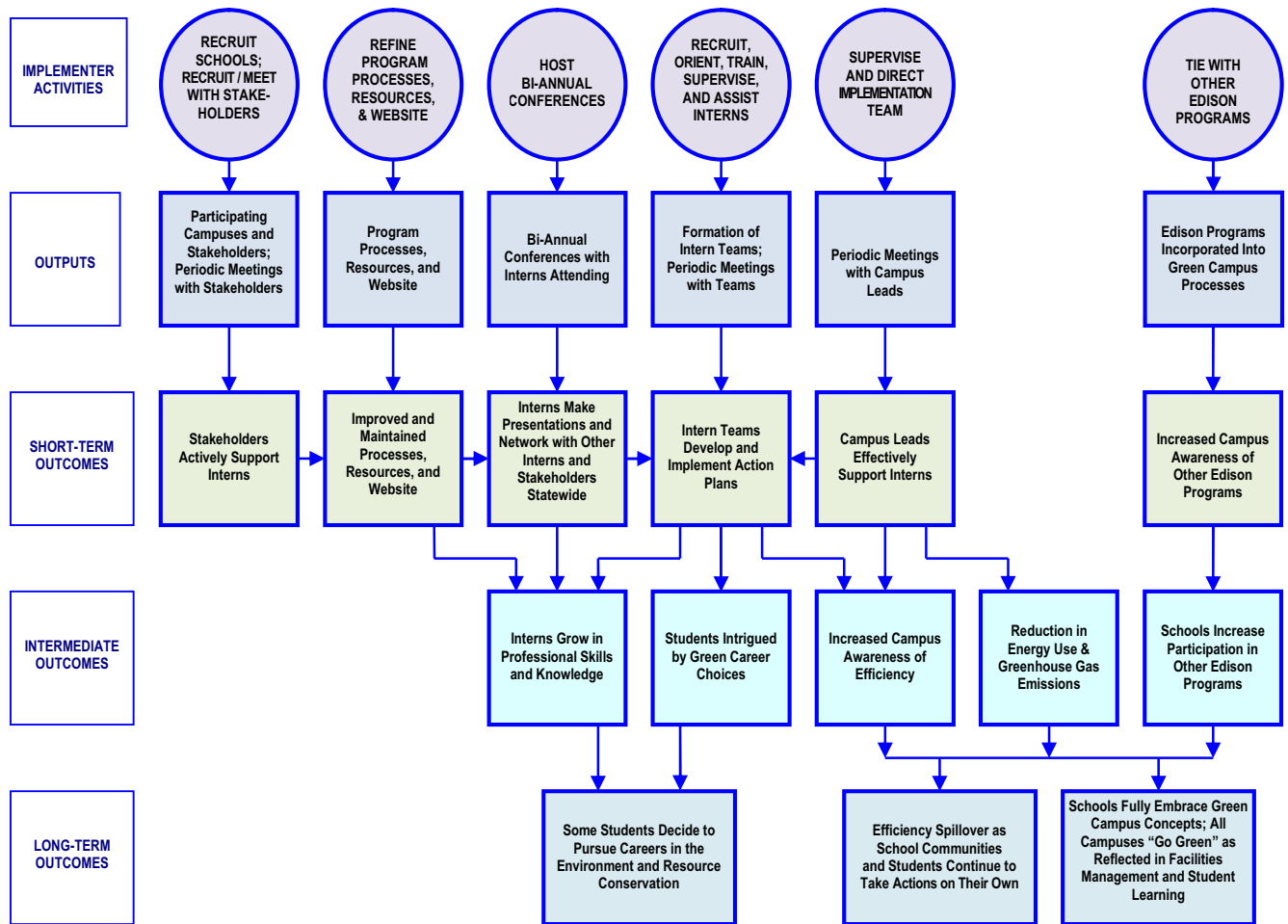
2009 – 2011 Energy Efficiency Programs Statewide Workforce Education and Training Program Implementation

STATEWIDE WE&T PROGRAM, SUBPROGRAM #1: WE&T CENTERGIES PROGRAM LOGIC MODEL FOR GREEN CAMPUS IMPLEMENTER ACTIVITIES IOU SPECIFIC



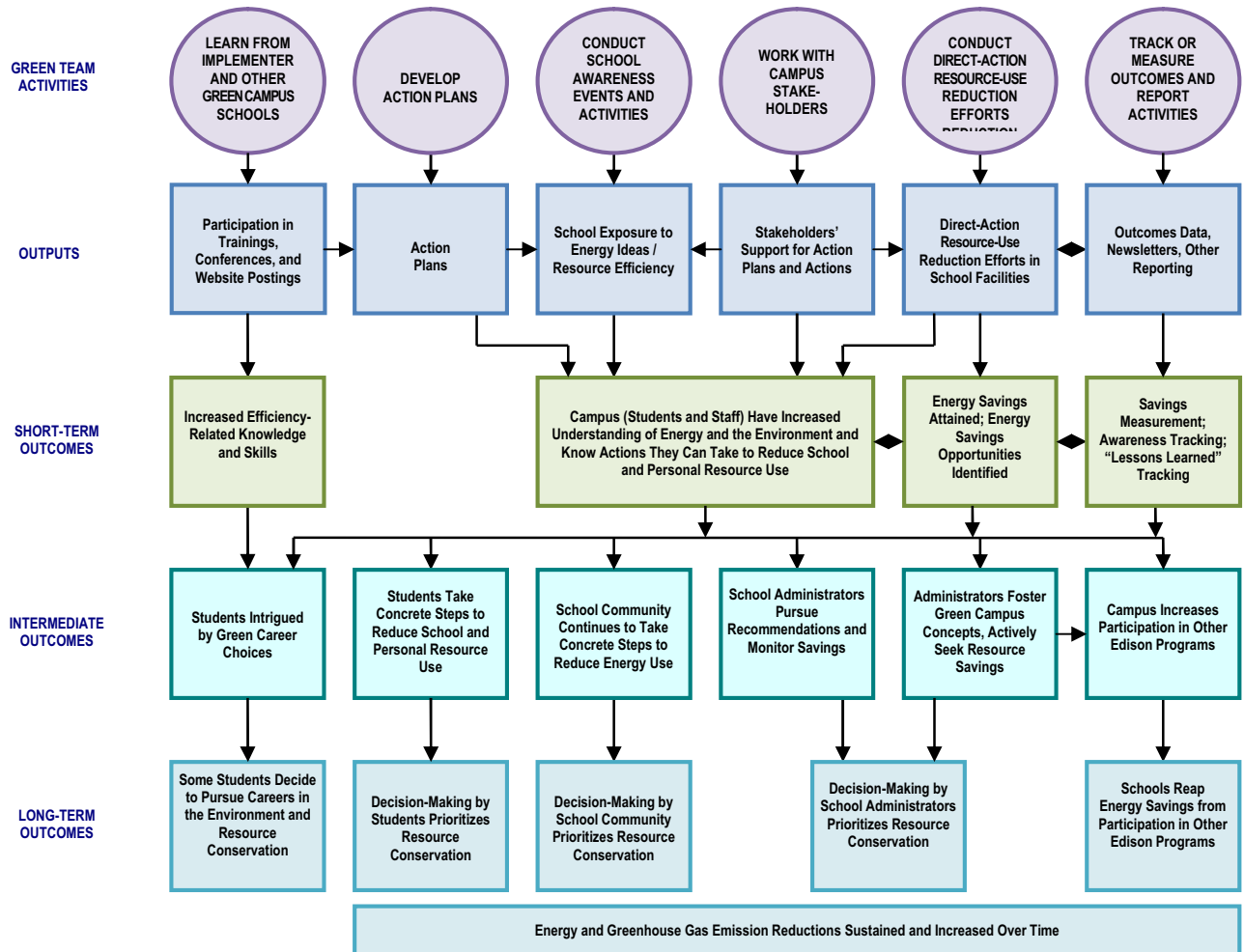
2009 – 2011 Energy Efficiency Programs Statewide Workforce Education and Training Program Implementation

STATEWIDE WE&T PROGRAM, SUBPROGRAM #2: WE&T CONNECTIONS COLLEGE AND UNIVERSITY, GREEN CAMPUS PROGRAM LOGIC MODEL FOR GREEN CAMPUS IMPLEMENTER ACTIVITIES



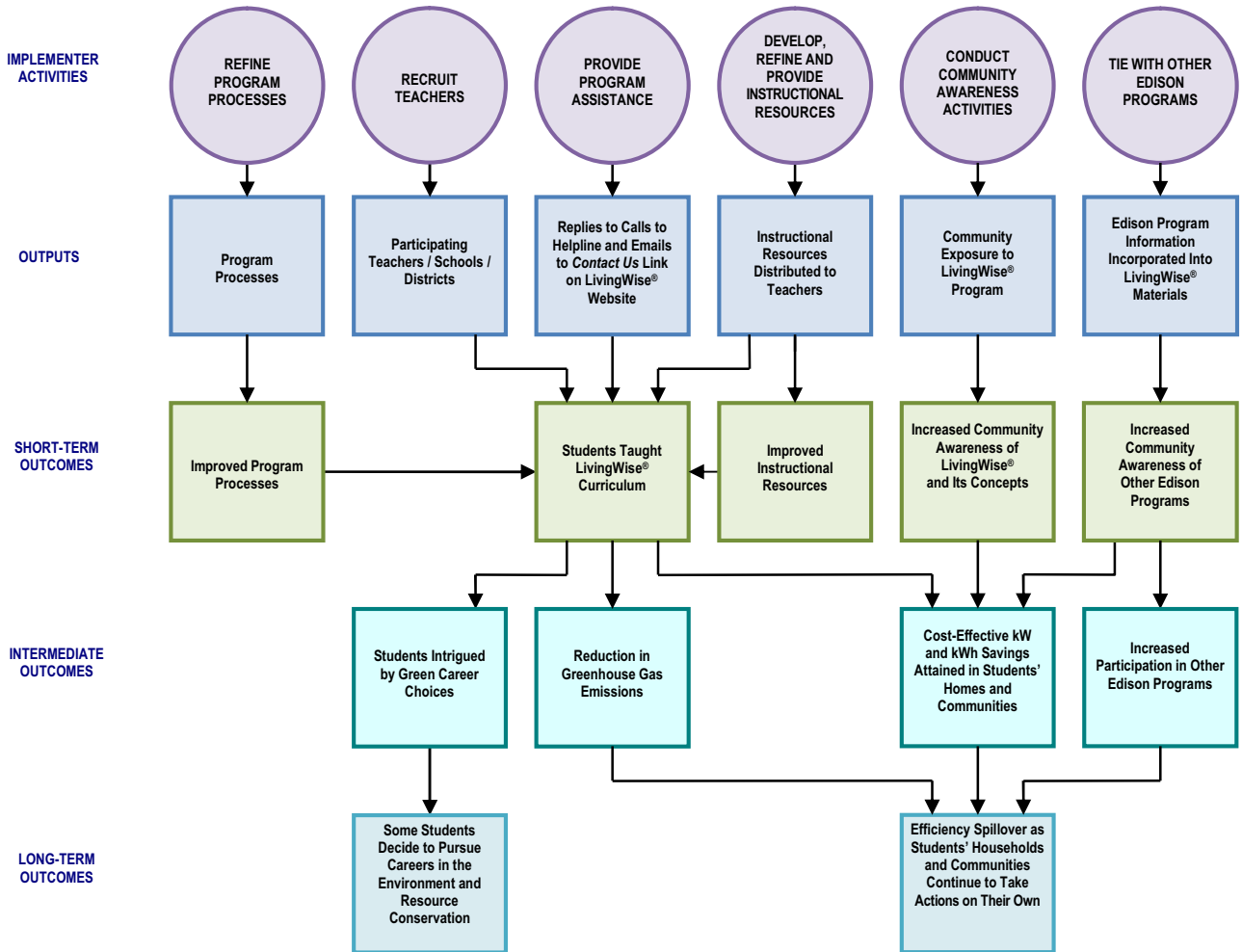
2009 – 2011 Energy Efficiency Programs Statewide Workforce Education and Training Program Implementation

STATEWIDE WE&T PROGRAM, SUBPROGRAM #2: WE&T CONNECTIONS COLLEGE AND UNIVERSITY, GREEN CAMPUS PROGRAM LOGIC MODEL FOR GREEN CAMPUS IMPLEMENTER ACTIVITIES



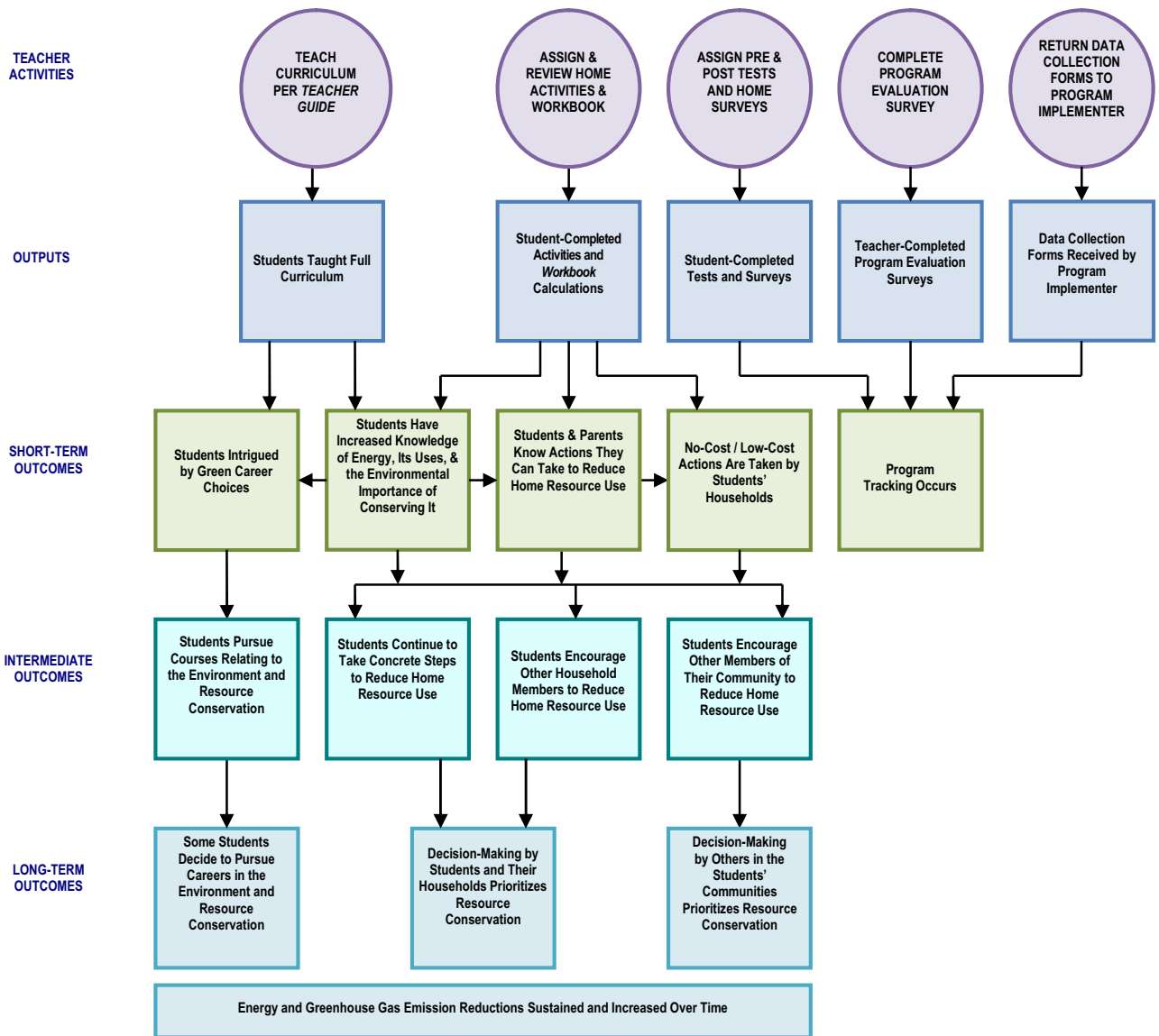
2009 – 2011 Energy Efficiency Programs Statewide Workforce Education and Training Program Implementation

STATEWIDE WE&T CORE PROGRAM, SUBPROGRAM #2: WE&T CONNECTIONS K-12/ COMMUNITIES, LIVINGWISE® PROGRAM LOGIC MODEL FOR LIVINGWISE® IMPLEMENTER ACTIVITIES



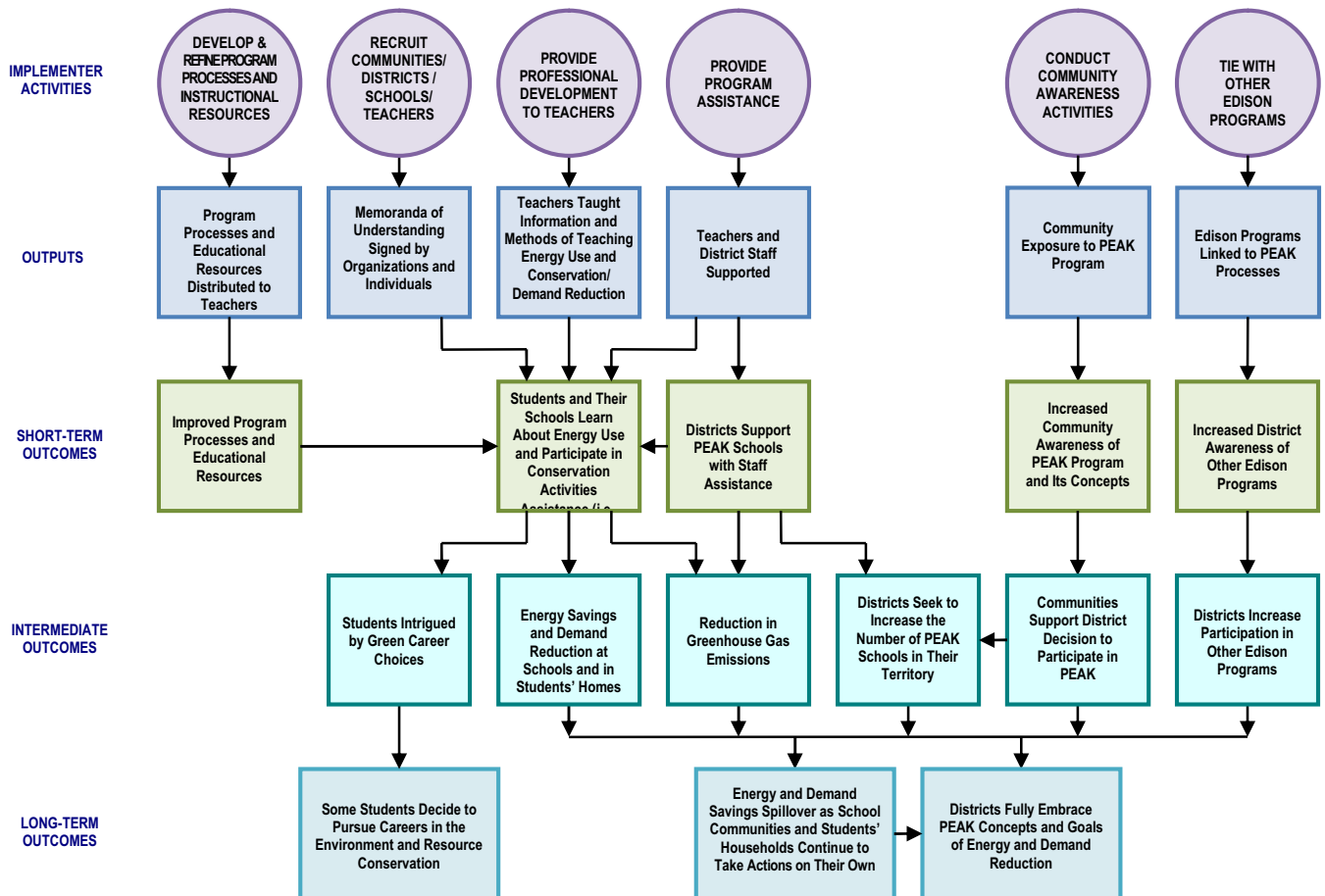
2009 – 2011 Energy Efficiency Programs Statewide Workforce Education and Training Program Implementation

STATEWIDE WE&T CORE PROGRAM, SUBPROGRAM #2: WE&T CONNECTIONS K-12/ COMMUNITIES, LIVINGWISE® PROGRAM LOGIC MODEL FOR LIVINGWISE® IMPLEMENTER ACTIVITIES



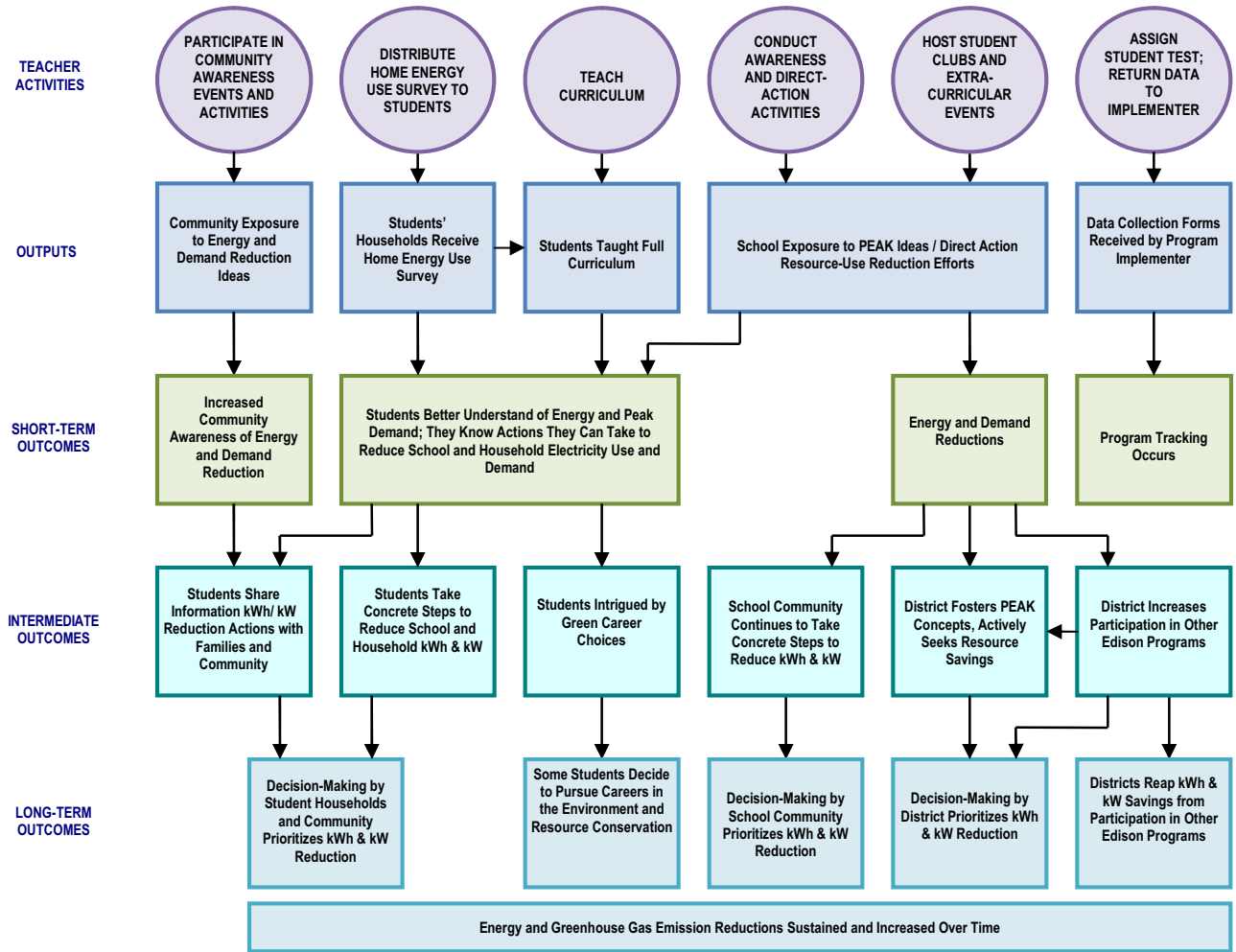
2009 – 2011 Energy Efficiency Programs Statewide Workforce Education and Training Program Implementation

STATEWIDE WE&T PROGRAM, SUBPROGRAM #2: WE&T CONNECTIONS K-12/ COMMUNITIES, PEAK PROGRAM LOGIC MODEL FOR PEAK IMPLEMENTER ACTIVITIES



2009 – 2011 Energy Efficiency Programs Statewide Workforce Education and Training Program Implementation

STATEWIDE WE&T PROGRAM, SUBPROGRAM #2: WE&T CONNECTIONS K-12/ COMMUNITIES, PEAK PROGRAM LOGIC MODEL FOR PEAK IMPLEMENTER ACTIVITIES



**2009 – 2011 Energy Efficiency Programs
Marketing, Education & Outreach
Program Implementation Plan**

1. **Program Name: Marketing, Education & Outreach**
Program ID#: TBD
Program Type: Statewide Core Program

2. **Projected Program Budget Table**

Program #	Main Program Name/Sub-Programs	Total Administrative Cost (Actual)	Total Marketing & Outreach (Actual)	TOTAL Direct Implementation	Integration Budget Allocated to Other Programs (if Applicable)	Total Budget By Program (Actual)
	Market Sector Programs					
	SCG SW Marketing and Outreach Program					
	#SW-ME&OA - Marketing, Education & Outreach (Core)	\$ -	\$ 463,349	\$ 5,877,739	\$ -	\$ 6,341,089
	TOTAL:	\$ -	\$ 463,349	\$ 5,877,739	\$ -	\$ 6,341,089

These budget numbers are presented in Appendix C: Energy Division Tables, Graphs & Pie Charts: Table 7.1 - 2009 - 2011 IOU Strategic Planning Program Budget

3. **Program Description**

The purpose of Marketing, Education and Outreach (ME&O) is to increase utility customer awareness and participation in cost-effective energy-saving activities offered by the utilities, as well as to promote behavior changes that result in energy management efforts that save energy and reduce greenhouse gas (GHG) emissions, in coordination with demand response and renewable self-generation options. To be successful, ME&O must move consumers through a transitional process from awareness to attitude change to action.

Californians are currently engaged in a broad public discussion about energy use and its relationship to global warming and the environment. AB 32 set the stage for a statewide transition to a clean energy future by requiring the reduction of greenhouse gas emissions to 1990 levels by 2020. Across numerous studies, energy efficiency strategies consistently are identified as uniquely able to significantly reduce GHG emissions and do so with a net economic savings. As a result, there is increased awareness among consumers and businesses to do their part. A strategic window of opportunity exists to use ratepayer-funded ME&O to leverage public and private messages on global warming to achieve greater impact on consumer awareness of, and demand for, energy efficient actions.

The majority of these outreach efforts have focused primarily on promoting isolated consumer actions, such as buying energy efficient clothes washers or compact fluorescent light bulbs, or reducing usage to prevent outages during peak periods. By and large, ME&O messages have lacked the comprehensive focus to engage consumers in adopting energy efficiency broadly as a way of life. While messaging that differentiates program and service area issues will remain an important aspect of overall ME&O efforts, the launch of a coherent statewide campaign and energy efficiency brand will be instrumental in bringing consumer awareness of the value of energy efficiency to the next level. Accordingly, it is a top-level priority for the next round of efficiency investment.

2009 – 2011 Energy Efficiency Programs Marketing, Education & Outreach Program Implementation Plan

The ME&O Core Program includes two subprograms – Statewide Marketing & Outreach and Strategic Plan-related activities:

Statewide Marketing & Outreach

The 2009 Statewide Marketing & Outreach campaign is a three-firm effort currently implemented under the *Flex Your Power* brand that has been carefully planned and executed since 2003, with the guidance of and in conjunction with the state’s Investor-Owned Utilities (IOUs) and the California Public Utilities Commission (CPUC). The campaign plans for which they are responsible are:

Efficiency Partnership (EP)	General Market
Staples Marketing (Staples)	Hispanic Market
Runyon Saltzman & Einhorn, Inc. (RS&E)	Rural-Area Market

The objective is to educate ratepayers about how they can take action on energy efficiency by giving them the necessary tools and information on how to do so. Overall the campaign focuses on providing information resources on purchasing energy efficiency products and services, as well as behavior changes that include conservation and efficiency actions.

Working in collaboration, we have taken great care to integrate our campaign and to avoid duplication and overlap among our markets. For example, our overriding messages encouraging reduction of energy consumption are essentially the same, we all feature and operate under the *Flex Your Power* brand, and we share resources and call to action tools such as brochures, a Web site (www.fypower.org and www.flexyourpower.org) and toll-free telephone line (1-866-431-FLEX). Conversely, we plan and place media so that each campaign augments the overall effort, and doesn’t compete or duplicate mediums. In other words, our programs are designed to work in conjunction and are executed accordingly.

It was also our practice, particularly in the 2006-2008 program cycle to synchronize with the IOUs by developing a model that had the three implementers providing attitudinal air cover for the state’s energy ground troops, the IOUs, which focused on rebates and savings programs in pursuit of energy efficiency. Thus, the FYP overarching statewide message focused on the problem of global warming and directed consumers to the IOUs for specific information about steps they should take to be a part of the solution. Although the three statewide marketing and outreach program implementers continue strong integration with the IOUs, we understand and respond to the uniqueness of our respective markets.

Strategic Plan

The ME&O Strategic Plan is a non-resource initiative based on collective input and ratepayer funding from California’s investor owned utilities (Southern California Edison, San Diego Gas and Electric Company, and Southern California Gas Company).

The goal of the ME&O Strategic Planning effort is to create a culture in California that practices energy efficiency and other demand side management options as a way of life resulting in both

**2009 – 2011 Energy Efficiency Programs
Marketing, Education & Outreach
Program Implementation Plan**

short term and long term behavior change. Because many consumers believe that they are already doing everything they can to save energy¹, a concerted effort must be made to convince them that they can, in fact, do more.

4. Program Rationale and Expected Outcome

Providing fully-integrated DSM program offerings that help Californians manage their energy use is central to achieving the state’s goals for energy efficiency and carbon emission reductions. As such, the ME&O Strategic Plan sets forth a requirement to conduct an equity assessment of the current Energy Efficiency statewide marketing & outreach brand, Flex Your Power, as a starting point to creating a recognizable, trustworthy DSM brand for California. Secondly, a web portal will be created that serves as a clearinghouse for readily available information about DSM policies, programs, information, services and products. The web portal would also be used to direct customers to local utility programs. The full deployment of California’s new DSM brand is anticipated to occur during years 2010-2011 of the statewide marketing and outreach 3-year program cycle.

a) **Quantitative Baseline and Market Transformation Information:**

Table 2

	Baseline Metric		
	Metric A	Metric B	Metric C
Overall Program			
Sub-Program #1			
Sub-Program #2			

Market Transformation has not been a major focus of the California energy efficiency programs since the energy crisis. Consequently, relatively little attention has been given in recent years to identifying and gathering data on indicators of change towards market transformation. For some programs or sub-programs that promote a single end use or measure, there may be some data available for this purpose, probably from industry sources, that we have not yet identified. For many of the programs, however, this kind of long-term, consistent, and expensive data collection has not been done in California.

The utility program planners have worked closely with their respective EM&V staffs and with each other to identify available information and propose potential metrics. Each utility and each program has some data available, but attempts to distill the limited available information into a common set of agreed-upon metrics have proved far more difficult to accomplish. Offering metrics in which there is not strong confidence would not be productive. Therefore, the utilities respectfully exclude "draft" metrics at this time and instead suggest a means of developing meaningful indicators.

The utilities will develop meaningful baseline and market transformation concepts and metrics for programs that do not currently have them, and then propose to design and

¹ Statewide Flex Your Power 2007 Tracking Study – Hiner & Partners, Inc.

**2009 – 2011 Energy Efficiency Programs
Marketing, Education & Outreach
Program Implementation Plan**

administer studies to gather and track consistent, reliable and valid baseline and market effects data. We would propose to use the program logic models and The California Evaluation Framework (2004) as guides, and to begin this work after approval of the Application using funding provided for Evaluation, Measurement & Verification.

We expect that the baseline studies (1) adequately describe the operation of markets that are targeted by a program, (2) confirm our tentative identification of measurable parameters that would indicate changes towards greater efficiency in the market(s) and that are likely to be affected by the program, and (3) gather the current values of those parameters, to serve as baselines against which future market movement can be tracked.

b) **Market Transformation Information:**

Table 3

	Market Transformation Planning Estimates		
Market Sector and Segment	2009	2010	2011
Metric A			
Metric B			

As explained immediately above, the utilities propose to provide these draft metrics when available.

c) **Program Design to Overcome Barriers:** Refer to sub program descriptions.

d) **Quantitative Program Targets:** Not applicable.

Table 4

Program Name	Program Target by 2009	Program Target by 2010	Program Target by 2011
Target #1	N/A	N/A	N/A
Target #2	N/A	N/A	N/A

e) **Advancing Strategic Plan goals and objectives:** The CPUC’s decision 07-10-032 directed that the current statewide marketing & outreach approach be changed significantly, under Commission direction and oversight, beginning in 2009 in order to better leverage ratepayer ME&O funding for more effective results.

5. **Program Implementation:** Program implementation is captured in the sub-program descriptions, below.

5.1. Subprogram – Statewide Marketing & Outreach

a) **Program Description**

2009 – 2011 Energy Efficiency Programs Marketing, Education & Outreach Program Implementation Plan

Flex Your Power General and Ethnic Market Program

Efficiency Partnership (EP) is responsible for implementing the 2009 *Flex Your Power* general and ethnic (with the exception of Spanish-language television) market program. This program is a statewide energy efficiency marketing and outreach initiative that extends the innovative and historically successful *Flex Your Power* public education and outreach effort launched and implemented by the State of California through EP in 2001.

The 2009 *Flex Your Power* (FYP) general and ethnic market campaign will continue to urge Californians to become more energy efficient by purchasing energy efficient lighting, heating and cooling equipment, appliances and other products and services, as well as behavior change.

In 2009, the FYP energy efficiency campaign will provide messaging statewide and across service territories and media markets, through television, radio, online, and in some ethnic markets, newspaper advertising. It also will research, write and post the content and host the *Flex Your Power* Web site (www.fypower.org) and other activities related to the Web site and Internet. In addition to general market advertising, FYP advertises in-language in Cantonese, Mandarin, Korean, Vietnamese and Spanish, and to the Filipino, Asian-Indian, Japanese and African-American ethnic markets. It also provides content and hosts the FYP Web site in Chinese, Korean, Vietnamese and Spanish. Additionally, EP will continue to target the commercial, industrial, governmental and agricultural sectors, primarily through E-Newswire, the FYP blog and the relevant sections on the Web site, including tips, best practices, etc.

The 2009 FYP campaign will continue to coordinate with the IOUs, municipal utilities, water agencies and non-utility third-party program providers by making information available about their energy efficiency programs.

EP will transfer the outreach aspects of its program, including events and collateral material distribution, to the IOUs and other implementers that have funding for outreach activities. EP will continue to focus on building its online communication strategies and maximizing the reach and frequency of its targeted general and ethnic market advertising strategies in all media markets in California.

Univision Television Spanish-Language Marketing

Staples Marketing Communications' Spanish-language television component of *Flex Your Power* uses the unparalleled power of Univision Spanish-language television to reach California's Spanish-speaking Hispanic population. The Spanish-language television campaign creates synergy with the general market and rural market campaigns by using the same theme and branding elements and incorporating message points that have been vetted by the California Energy Commission for mutual use. Beyond that, the Spanish-language television campaign is informed by secondary research, focus groups and other input from Spanish-speaking Latinos in California to craft a campaign that meets their language needs and resonates with their shared culture.

2009 – 2011 Energy Efficiency Programs Marketing, Education & Outreach Program Implementation Plan

At the core of the campaign is a 16-week television schedule of 30-second commercials and 10-second bonus spots promoting energy efficiency programs and initiatives. For 2009, the campaign will focus its television schedules around the peak usage period of summer and early fall. The television campaign is supported by earned media, online, text messaging and special events.

Flex Your Power Rural Market Program

RS&E is tasked with implementing a statewide campaign to encourage reduction of energy consumption in the rural markets of California. The *Flex Your Power* rural market program is a comprehensive outreach campaign designed to complement the efforts of the IOUs and other program implementers.

In 2009, FYP Rural will build on the momentum established in the 2006-08 program cycle by using traditional print and radio mediums, as well as extensive grassroots local outreach through unique partnerships with as many as 20 community-based organizations (CBOs). Because Latinos make up the largest minority group of residents living in rural communities, RS&E will also continue to implement its well-established Hispanic media partnerships that greatly expand the value of more traditional media buys with earned media and outreach event opportunities. RS&E will also support Hispanic outreach efforts through the creation and production of a fotonovela, an excellent tool for communicating with the Hispanic market. These printed media outreach tools, similar to a comic strip, tell a story that will integrate energy efficiency themes and information. Fotonovelas are especially popular among Mexican Latinos and offer a platform for addressing social issues and concerns using a graphically illustrated language.

In addition, RS&E will launch pilot programs to test new ways to expand its rural-area communications, including funding and working with a health care organization and two Hispanic groups. In response to a recommendation made in Opinion Dynamic Corporation's process evaluation of the 2006-08 campaign, RS&E will test pilot a partnership with an urban CBO to further support campaign messages in an urban environment. The goal is to expand even further in the 2010 program year and beyond by funding more urban market and Hispanic CBOs, as well as organizations with specific missions like healthcare that can support the Flex Your Power program.

b) Problem and Program Solutions to Overcome the Problem

To accomplish the stated goals of the state of California, including the goals of AB32 and the CPUC's long term strategic plan, Californians need to make energy efficiency "a way of life." California residents and businesses will have to purchase energy efficient products and services and change energy use behavior for the state to achieve its goals. There are limits to how much of this market transformation can be accomplished through utility programs such as incentives due to constraints on the financial resources available to achieve the needed energy savings through resource programs alone. Therefore, statewide marketing and outreach is a necessary strategy to promote the purchase and widespread, wise use of energy efficient products and services and foster sustained

2009 – 2011 Energy Efficiency Programs Marketing, Education & Outreach Program Implementation Plan

behavior change. It is also essential to support IOU, third-party and other energy efficiency programs in California.

Over the years, the *Flex Your Power* statewide marketing and outreach program has a demonstrated track record of increasing Californians' propensity to save energy at home and in businesses by purchasing energy efficient products and services. It has done so by building awareness and acceptance of energy, financial and environmental benefits of energy efficiency, and therefore has increased the motivation to become energy efficient. Through synergistic and comprehensive marketing and outreach activities, the *Flex Your Power* programs have had a significant statewide impact in transforming the market in California.

Challenges still exist. One such barrier to market transformation is that the California population is extremely diverse, requiring a more segmented approach to the target markets. The agencies will continue to further target their audiences and messages to the extent possible within a shrinking budget. To that end, the general and ethnic market, Spanish TV and rural market programs are implementing tactics aimed at reaching segments of their target markets, including increased use of Internet targeting strategies, increased use of more closely targetable radio and cable TV strategies, piloting Hispanic CBOs in the rural communities and leading Spanish speakers to flexyourpower.org through Spanish-language Web portals and text messaging.

c) Program Goals, Strategies and Measurable Objectives

The combined *Flex Your Power* programs share the following goals:

- Maintain and expand awareness among Californians of the benefits of curbing energy consumption (e.g. save money, protect the environment, serve the greater good of the community);
- Promote and expand the opportunities to purchase energy efficient products and services, and additionally to participate in utility and other programs whose objectives are also to facilitate energy -efficient actions.
- Educate and direct consumers statewide as to the specific measures and behavior change they can take to save energy, e.g. replace old refrigerators and appliances, use CFLs, adjust thermostats, reduce standby energy, install ceiling fans and use energy efficient cooling equipment.
- Channel Californians to products, services, resources and behaviors that save energy, e.g. contact IOUs about energy conservation incentive programs, develop new habits (behavior change).

The strategy for 2009 is to take advantage of current market conditions and build on the momentum generated in the past program cycles. We are aware that a brand assessment effort will be launched and a Web portal will be developed in 2009. The strategies for the coming year take those realities into account, while still leveraging the existing brand. In 2009, the objective of the three *Flex Your Power* programs is to deliver a highly-coordinated marketing and outreach program through consistent use of measures,

2009 – 2011 Energy Efficiency Programs Marketing, Education & Outreach Program Implementation Plan

messaging, and logo, as well as maximizing the FYP Web site as the source for accessing information, resources and programs and ultimately, directing customers to local utility programs. When/if a new brand is launched, we will work with the CPUC and ME&O Task Force to implement the brand assessment results to ensure the continued success of the statewide marketing and outreach program.

During 2006, 2007 and 2008, research directed our campaign message strategy to focus on the concept of global warming. In 2009, with direction from the California Public Utilities Commission (CPUC) and the IOUs, this focus will shift to the financial benefits of reducing energy use, with less emphasis on global warming. Campaign messaging will highlight measures determined in consultation with the IOUs and CPUC.

d) Target Audiences

General Market

EP's English-language residential campaign will utilize television (in Southern California), radio and online advertising weighted toward a 25-65 year audience, skewed slightly toward higher income and women as the primary purchasers of energy efficient products, and targeted toward the top market segments identified in EP's research in 2006-2008. Additionally, EP will target the English-language preference ethnic markets of Filipinos, Japanese, Asian-Indians and African-Americans.

EP will use Internet strategies, including its Web site, to target the commercial, industrial, governmental, agricultural market segments.

EP will target the six pan-Asian segments (Chinese, Filipino, Korean, Asian Indian, Vietnamese, and Japanese) that account for over 90% of the overall Asian population in California. EP will use television, radio, newspaper and online, and the in-language Web sites. The California audience that prefers to speak Spanish at home will be targeted through the use of Spanish-language radio and newspapers to augment Staples' Univision TV ad campaign.

Hispanic Market

Staples' marketing's Spanish TV campaign reaches out to the more than 25% of California's population that prefers to speak Spanish at home. The campaign's reach is statewide, with a focus on those urban areas with high concentrations of Hispanics. Though the target market is predominately 18-54, the campaign uses destination programming to focus on Hispanics who are homeowners and have incomes of \$50,000 and above. During 2009, the majority of the efforts will be concentrated in Southern California.

Rural Market

RS&E's rural market campaign will direct campaign efforts to rural, hard-to-reach homeowners living within IOU territories. To facilitate this communication, RS&E will continue to use the most current zip code data available from the IOUs, which identifies and categorizes customers as both rural and receiving service from a participating IOU.

**2009 – 2011 Energy Efficiency Programs
Marketing, Education & Outreach
Program Implementation Plan**

Only those zip codes categorized as such will be considered for advertising coverage. It should also be noted that 2009 program efforts will be largely based in Southern California utility markets.

The rural residents we are targeting are described as rural, hard-to-reach residential IOU customers living in both single and multi-family homes. They are predominantly white, with Hispanic making up the largest minority (non-English speaking).

e) Elements of workforce education and training.

Not applicable. With the exception of EP’s online tools that include Best Practice Guides for various business sectors and downloadable Tip Cards which include workplace energy tips, this program will not include elements aimed at workforce education and training.

Program Rationale and Expected Outcome

With the extension of our current contracts into 2009, we will be able to maintain the momentum established since the Flex Your Power campaign was initiated in 2001. Since being awarded these contracts in 2003, we have made notable headway. Awareness of the Flex Your Power brand has increased annually and while most consumers agree that there is a link between household energy use and global warming, there is room for upward movement in this area. Ongoing education is imperative in changing attitudes and purchasing behaviors and creating social norms where communities and individuals act responsibly when it comes to saving energy.

Quantitative Baseline and Market Transformation Information:

Table 2

	Baseline Metric		
	Metric A	Metric B	Metric C
Flex Your Power Statewide M&O			

Refer to the overarching PIP section

Market Transformation Information:

**2009 – 2011 Energy Efficiency Programs
Marketing, Education & Outreach
Program Implementation Plan**

Table 3

	Market Transformation Planning Estimates		
Market Sector and Segment	2009	2010	2011
Metric A	N/A	N/A	N/A

Refer to the overarching PIP section

Program Design to Overcome Barriers

Flex Your Power is designed to overcome communication barriers by using a strategic mix of tools and tactics to reach the diverse California population. Though there is consistency in messaging, logo and referral to the FYP Web site, campaign materials are also tailored to meet the unique cultural, language and media needs of respective target markets.

General and Ethnic Market: California is a massive state with multiple media markets, climate zones, cultures, attitudes and languages. It is diverse in the sectors that use energy, including nearly 70% being used by the non-residential sector. EP will use the most cost-effective and broadest reach strategies of television, radio and online to reach California’s English-speaking residential population, targeting as closely those segments most likely to purchase energy efficient products and services. The non-business customers will be reached through more targeted strategies of the Internet.

The Pan-Asian, Spanish-language, and English-speaking ethnic groups who rely, some exclusively, on in-language TV, radio, online, newspapers and the Internet, will be reached through these communications in-language.

An additional opportunity to maximize use of rate payer dollars stems from placing Flex Your Power media where it can be leveraged by the Flex Your Power Now (FYPN) campaign. FYPN has the challenge of alerting Californians on 24-hour notice to use less energy during peak times. By “switching-out” broad reach FYP media with FYPN messaging, costs can be dramatically reduced for FYPN while still providing a highly-effective campaign. If messages are “switched out”, the Flex Your Power Campaign is compensated appropriately.

Hispanic Market: The Hispanic market poses several challenges. The primary challenge --- language – is addressed by using Spanish-language television and creating messages designed to reflect the unique cultural orientations of this market. Another significant barrier is the fact that approximately 50% of California’s Hispanic market has access to the Web. FYP Spanish 2009 is designed to help Spanish-speakers who are on the Web access flexyourpower.org and provide those Hispanics who are not on the Web alternative means of accessing information, programs and services. We will use targeted special events, editorial coverage and text messaging to reach the latter group.

**2009 – 2011 Energy Efficiency Programs
Marketing, Education & Outreach
Program Implementation Plan**

Rural Market: During the 2006-08 program years, it is estimated that there were more than three million people living in rural areas of 40 California counties. Rural residents are unique in that they often face extreme summer and/or winter climates and significantly greater electricity and/or natural gas requirements than do residents in urban areas. Experience has taught us that in the unique rural environment, it's critical to accompany traditional marketing with more direct alternative communication methodologies, namely grassroots outreach. We have learned that while rural residents will also receive exposure from general market campaign components implemented by other marketing and outreach programs, they respond especially well to local-level communication.

Quantitative Program Targets:

Table 4

Program Name	Program Target by 2009	Program Target by 2010	Program Target by 2011
General & Ethnic Markets of CA	<ul style="list-style-type: none"> • General Market: So. California TV/Radio 2,700 TRPs • General Market: No. California Radio 1,440 TRPs • Achieve 92,000,000 Impressions for Online Ads • Achieve 700,000 visits to Flex Your Power Web site • Achieve 330,000 page views to the utility and other energy efficiency programs in the rebate/program finder • Reach a 70% penetration level in the combined ethnic markets 	TBD	TBD
Hispanic Market	<ul style="list-style-type: none"> • Achieve 45,000,000 grps with TV schedule • Achieve 5,000,000 impressions with web portals • Reach 1,000,0000 people through special events 	TBD	TBD
Rural Markets of CA	<ul style="list-style-type: none"> • Recruit more than 300 CBOs. • Partner with up to 16 CBOs. • Reach at least 5 million people through CBO ads, earned media and special events. • Garner at least 75 million media impressions through print advertising and radio partnerships. • Write, translate and distribute Spanish-language press releases to more than 140 media outlets. 	TBD	TBD

2009 – 2011 Energy Efficiency Programs Marketing, Education & Outreach Program Implementation Plan

Advancing Strategic Plan Goals and Objectives

The implementers believe their actions have been, and continue to be, in total alignment with the CPUC's goals and objectives as stated in the Strategic Plan. The combined Flex Your Power campaign has, from the beginning, sought to make "energy efficiency a way of life." The 2009 campaign will continue to transform Californian's behavior so that their first inclination when buying a product or service is to look for the most energy efficient option. Several motivations will be used, including saving money, helping the environment, and other social marketing messages. As in the past, the campaign will continue to direct residents and businesses to the IOU, Third Party and other energy efficiency programs.

There is always room for improvement, and this year's campaign will refine its strategies and continue to integrate its efforts between the implementers and the IOUs.

Program Implementation

a) Statewide IOU Coordination

The *Flex Your Power* program implementers recognize the importance of coordination between marketing and outreach activities. Coordination and consistency can only enhance results achieved by everyone. Since all marketing and outreach efforts support the IOU and statewide energy efficiency programs, we recognize it is vitally important that the three statewide marketing and outreach contractors work closely with each other and continually share information to avoid duplication and maximize the value of their combined budgets.

To that end, the FYP implementers will:

- i. Utilize a consistent program name – or brand – *Flex Your Power*.
- ii. Coordinate marketing efforts whenever possible, especially media placement strategies, in order to avoid duplication.
- iii. Coordinate marketing messaging, including emphasizing the FYP Web site.
- iv. Share marketing materials, including collateral.
- v. Continue to seek input from the IOUs, as well as coordinate timing and messaging with IOU marketing efforts where possible.
- vi. Continue to post current IOU and other programs in a searchable format on the FYP Web site; and promote them through searchable banner ads online.

b) Program delivery mechanisms:

- i. Funneling of program participants to resource programs – Not Applicable, other than EP's Web site which links to resource programs, provide product guides and other information.
- ii. WE&T – Not Applicable
- iii. Coordination with other programs – Not Applicable other than EP's Web site which links to resource programs, provide product guides and other information.

**2009 – 2011 Energy Efficiency Programs
Marketing, Education & Outreach
Program Implementation Plan**

- iv. Demand-side integration – Not Applicable other than EP’s coordinated media buy with the Flex Alert campaign, and the ability to switch out efficiency advertising to Flex Alerts on a 24-hour notice.
- v. Non-IOU programs –EP’s Web site coordinates with and promotes all energy efficient programs statewide, including those of the Third Parties, municipal utilities, water agencies and other such as Energy Star which offer energy efficient programs.
- vi. Other – Not Applicable

c) Marketing Plan

- i. **Market Research and/or Segmentation:** The *Flex Your Power* programs have been directed to eliminate market research during the 2009 program year as a result of budget reductions and a planned 2009 baseline survey effort of energy efficiency attitudes and behaviors. Market segmentation is based on research. To the extent possible, the program implementers will segment the market to target those individuals with the highest potential for making energy efficiency improvements, based on research conducted during the 2006-08 program cycle. Additionally, all three *Flex Your Power* programs will conduct message testing in the form of focus groups for their summer media campaigns.
- ii. **Proposed behavior change theories application:** The *Flex Your Power* campaign is based on accepted social marketing concepts similar to those used to sell products but enhanced to facilitate the promotion of attitudes and behaviors. Our approach differs from commercial marketing because of the benefits generated on behalf of target audiences and society as a whole, as opposed to on behalf of the marketer. The starting point for construction of a social marketing campaign is getting to know the target audience through market research: its social and demographic makeup (economic status, education, age structure, etc.), its psychological features (attitudes, motivations, values, behavior patterns) and its needs. We have done this kind of research throughout the campaign and will easily apply this knowledge to our 2009 effort, in message design, media selection, development of collateral materials and outreach activities.
- iii. **Target Markets**
General and Ethnic Markets – EP’s English-language residential campaign will reach statewide, weighted toward a 25-65 year audience, skewed slightly toward higher income and women as the primary purchasers of energy efficient products, and targeted toward the top market segments identified in EP’s research in 2006-2008. Additionally, EP will target the English-language preference ethnic markets of Filipinos, Japanese, Asian-Indians and African-Americans.

EP will use Internet strategies to target the commercial, industrial, governmental, agricultural market segments including the FYP Web site, the E-Newswire, the FYP blog, etc. where award winners can be highlighted, studies can be shared and factoids and pertinent information can be included.

2009 – 2011 Energy Efficiency Programs Marketing, Education & Outreach Program Implementation Plan

EP will target the six pan-Asian segments (Chinese, Filipino, Korean, Asian Indian, Vietnamese, and Japanese) that account for over 90% of the overall Asian population in California. Again, the California audience that prefers to speak Spanish at home will be targeted through the use of Spanish-language radio and newspapers to augment Staples' Univision TV ad campaign.

Hispanic Market – The core target market is Hispanics who speak Spanish at home, ages 18-54, with a focus on homeowners with annual incomes of \$50,000 and above. Studies indicate that 25.8% of all Californians speak Spanish at home. Latinos, more than any other group, are also more likely to live in neighborhoods where the population is 50% or more Latino. The highest concentrations of Latinos are in the following counties: Orange, Ventura, Marin, Los Angeles, Stanislaus, San Mateo, Riverside, Fresno, San Bernardino, San Diego, Santa Barbara, Kern, Santa Clara, San Joaquin, Alameda, Contra Costa and San Francisco.

Rural Market -- The target audience for the rural effort consists of residents living in rural markets throughout California in the designated IOU territories. Since homeowners tend to make the largest investment in their homes with regard to energy savings (home improvements, etc.), the demographic for this effort will skew slightly older, 35 – 64. However, since the issue of global warming resonates more with a younger audience, a secondary target market of 18+ will also be included.

- iv. **Message development** – For the 2009 program year, all three *Flex Your Power* programs agree that message testing is vital to developing effective creative concepts and materials. Therefore, the programs will conduct message testing for each of their respective campaigns. Each implementer will also develop a creative brief, which will serve as a road map for ensuring that all campaign materials and messages are well coordinated.
- v. **Delivery Channels** – Program implementers will utilize a variety of channels to deploy campaign messages.

General and Ethnic Market –

1. English language television (including cable)
2. English language radio
3. English language online
4. Spanish language TV (only for Flex Alerts if supported by IOUs and CPUC)
5. Spanish language radio
6. Spanish language newspaper
7. Spanish language online ads
8. Chinese language TV
9. Chinese language radio
10. Chinese language newspaper
11. Chinese language online ads

**2009 – 2011 Energy Efficiency Programs
Marketing, Education & Outreach
Program Implementation Plan**

12. Vietnamese language TV
13. Vietnamese language radio
14. Vietnamese language newspaper
15. Vietnamese language online ads
16. Korean language TV
17. Korean language radio
18. Korean language newspaper
19. Korean language online ads
20. African-American newspaper
21. Filipino newspaper
22. Asian-Indian newspaper
23. Japanese newspaper
24. Internet (Web site and other Internet tools)

Hispanic Market –

1. Spanish-language television networks
2. Spanish-language web advertising
3. Interviews on Spanish-language TV talk shows and news programming
4. Special events targeted at Hispanic communities
5. Fotonovela and informational slide guide distribution
6. Text messaging pilot program

Rural Market –

1. Community based outreach through partnerships with organizations that will disseminate campaign messages at the local level.
2. Several pilot programs designed to expand community outreach efforts, including a partnership with a health organization, two Hispanic organizations and an urban market organization.
3. Traditional media, including a print and radio campaign.
4. Hispanic public relations and outreach effort.
5. Collateral development to support outreach efforts.
6. Fotonovela to support Hispanic outreach efforts

vi. **Message Concepts** – The *Flex Your Power* implementers have met with the ME&O Task Force to discuss direction for 2009 campaign messages. In 2009, we will focus primarily on the specific measures consumers can take to save energy and money, while incorporating global warming to a much lesser extent than was done in 2007 and 2008. The IOUs will direct us to specific measures for emphasis.

vii. **Implementation Timeline** --

Contracts are finalized – January

Media runs – January-February (winter campaign)

Web site content developed and posted; Web site hosted -Ongoing

RS&E recruitment of CBOs – January/February

2009 – 2011 Energy Efficiency Programs Marketing, Education & Outreach Program Implementation Plan

Creative development (including review) begins – January/February
RS&E to train CBOs – March
Message testing – March/April
General and ethnic market and Hispanic broadcast/print production – April
Media runs – June – September (summer campaign)
Final Reporting – October – December

d) Best Practices

The 2009 *Flex Your Power* program is based on the lessons learned since the beginning of the program. Evaluations were done of the 2001–2002 campaign during the energy crisis, and then after the 2004-2005 program cycle. Draft findings of the evaluation of the 2006-2008 program cycle were also recently published. Additionally, input has been sought and incorporated from other social marketing and other campaigns, professionals and manufacturers and retailers of energy efficient products.

- i. Altering 2008 creative to respond to 2009 market conditions, particularly the economic downturn
- ii. Achieving greater impact by targeting market segments with the highest potential for making energy efficiency improvements
- iii. Establishing www.FlexYourPower.org as a central clearinghouse for energy efficiency information, programs and resources

e) Innovation

The *Flex Your Power* programs are using a variety of new, innovative strategies and tactics to maximize reduced budgets in 2009. Some of those innovations include:

- Refine Online Marketing Channels:
 - Dynamic banner campaign
 - Search Engine marketing (behavioral targeting, contextual targeting and retargeting);
 - Widget Applications - Rebate Finder
 - RSS Feeds
 - Explore integration of Rebate Database with eCommerce site
 - Explore building comprehensive tools to facilitate energy-savings. (i.e. ROI calculator, Energy-Savings calculators, Equivalency calculator, Energy Efficient Appliance Finder)
- More targeted ads to smaller market segments (cable TV; radio; online)
- Spanish language text messaging project
- Spanish language “slide guide” to help audience access DSM programs
- Greater use of Spanish online
- Development of a fotonovela
- Coordination of Univision special events with rural CBOs and IOUs
- Expansion of the rural market CBO program, including partnerships with health organizations, as well as Hispanic organizations

**2009 – 2011 Energy Efficiency Programs
Marketing, Education & Outreach
Program Implementation Plan**

- Piloting a partnership with an urban market CBO
- f) **Integrated/Coordinated Demand Side Management** – Not Applicable other than EP’s Flex Alert campaign if approved by IOUs and CPUC.
- g) **Integration across resource types** – Not Applicable other than EP’s promotion of all energy efficiency programs, and cross-marketing with water efficiency programs.
- h) **Pilots**
General and Ethnic Market – EP will continue developing its Internet-based Web site and advertising tools (some listed above).

Hispanic Market – Staples marketing is partnering with Azteca America in a pilot project to reach Spanish-speaking Californians through an opt-in text messaging program. The program will deliver energy-saving and motivational messages, connect users to www.FlexYourPower.org and allow for tracking.

Rural Market –RS&E will test programs in an effort to find new ways to expand outreach in the rural communities, including funding a health care organization and two Hispanic groups to advance energy efficiency. And in response to a recommendation made in Opinion Dynamic Corporation’s process evaluation, RS&E will pilot an urban organization partnership, with the goal of expanding even further in the 2010 program year and beyond. RS&E is also planning to launch a fotonovela project to reach Spanish-language groups. Its distribution will be conducted by both Staples Marketing and RS&E at community events and through RS&E’s Hispanic media partnerships.

- i) **EM&V**
The utilities are proposing to work with the Energy Division to develop and submit a comprehensive EM&V Plan for 2009-2011 after the program implementation plans are filed. This will include process evaluations and other program-specific studies within the context of broader utility and Energy Division studies. More detailed plans for process evaluation and other program-specific evaluation efforts cannot be developed until after the final program design is approved by the CPUC and in many cases after program implementation has begun, since plans need to be based on identified program design and implementation issues.

2009 – 2011 Energy Efficiency Programs Marketing, Education & Outreach Program Implementation Plan

5.2. Subprogram – Strategic Plan Implementation

Program Description

In alignment with the California Long Term Energy Efficiency Strategic Plan (CLEESP), branding, segmentation and social marketing activities will be key components of both the assessment/creation of California's new DSM brand and implementation of a statewide marketing and outreach plan. The results will inform the Commission's decision regarding the future direction of statewide marketing and outreach which could involve continuing with or broadening the scope of the current statewide marketing and outreach program, or launching an entirely new DSM brand for California in years 2010-2011.

The Commission-established ME&O Task Force will continue to serve in a strategic advisory capacity to guide the implementation of the strategies proposed in the ME&O Strategic Plan. The ME&O Task Force will continue to seek input from the utilities, sector leads, marketing and branding experts, other State agencies, and key stakeholders to ensure successful implementation of the Strategic Plan's ME&O strategies.

Program Rationale and Expected Outcome

The most basic and pervasive opportunity for utilities to influence energy efficiency behavior is in the home. Changes in understanding and attitude regarding home energy use are likely to influence the consumer's choices and actions at work and in their community.

Global warming is a real and perceived threat². A majority of Californians are aware of climate change and believe that its impacts are occurring now and will increase in the future, yet many still do not understand how they can take action to reduce their carbon footprint. The motivation to reduce personal greenhouse gas emissions creates an opportunity for acceptance of energy efficiency solutions that was not readily available in past energy efficiency program cycles.

Research indicates that three out of four Californians have a desire to participate in energy conservation³. Our challenge in the short and long term is to drive statewide participation at the level necessary to achieve the vision and goals of the California Energy Efficiency Strategic Plan (Strategic Plan).

A review of ME&O discussions by the market sectors involved in the strategic planning effort indicates that specific, credible and appropriate action guidelines are essential to increasing participation in EE programs in all sectors. The target audiences for each of these sectors will need to be educated on energy efficiency and DSM options by utilizing the best practices of marketing and advertising, including social and behavioral marketing.

The foundations of the ME&O strategies proposed in the Strategic Plan are built on six major themes:

² December 2007 Global Warming Study - Fraser Communications

³ Statewide Flex Your Power 2007 Tracking Study – Hiner & Partners, Inc.

2009 – 2011 Energy Efficiency Programs Marketing, Education & Outreach Program Implementation Plan

Integrated Marketing

Maximizing energy savings and changing consumer behavior requires an integrated marketing effort involving all stakeholders with responsibility for energy efficiency in all sectors. An effective marketing effort will move consumers through a continuum from awareness, to attitude change, to action. Consumers must be presented with the full array of DSM programs, products and services in a manner that understandable, sensible, and clearly shows the maximum benefits to the customer.

Social Marketing

Unlike mainstream marketing, which is designed to promote purchase of a specific product, energy conservation often has invisible or intangible benefits to a consumer. Moreover, the pursuit of energy efficiency may require sustained efforts by the consumer, both in gaining information and implementation. The techniques of social marketing –the use of marketing tools to achieve specific behavioral goals for a social good – offer the means to motivate consumers to make a long-term commitment to change.

To realize this potential, marketing messages must be developed in the context of increased understanding of a diverse public. This includes an examination of current terms such as ‘energy efficiency’, ‘demand response’, ‘climate change’, ‘green’, ‘photovoltaic’, etc. in order to determine what does and does not resonate with consumers. The insights gleaned from this analysis will help to shape targeted messages that are clear, relevant and actionable.

Additionally, a behavior-based marketing approach that provides customers with an indication of how their individual energy use fares comparatively will be explored in parallel with social marketing, as a potential motivator for behavior change.

Branding

The impact of marketing efforts can be increased if all actions and messages are consistent across all messaging sources. A clearly-defined brand can provide a single point from which expanding, concentric circles of communication and influence can emanate. Clarity and precision in defining a statewide brand is essential. Managing a brand is equivalent to managing an asset, and the funds that are invested in a brand must be effectively managed going forward.

The term “brand” is not meant to solely connote a logo, tag line, or name, but rather “a collection of perceptions in the mind of the consumer.”⁴ Clear delineation of what the California energy brand encompasses is instrumental to the development of unified messages and actions that bring consensus and alignment. Given the complexity of the market that is being addressed, and the range of programs and organizations that could potentially fall under a statewide energy brand, this subject requires (and deserves) intensive study.

⁴ Presentation made to the ME&O Task Force on January 3, 2007.

2009 – 2011 Energy Efficiency Programs Marketing, Education & Outreach Program Implementation Plan

Technology

Technology continues to evolve at a rapid pace, creating new opportunities for disseminating energy efficiency information to consumers. Californians are quickly moving beyond their television screens and newspapers into a digital world that offers multiple platforms for information exchange. Handheld devices, PDAs, laptops, and cell phones are now the cultural norm, potentially providing viable ‘portable’ mediums for delivering real-time EE information to consumers.

Next generation ‘smart meter’ technology is poised to transform the market by allowing customers to proactively manage their energy use and save money. Through the integration of home networks and wireless, ‘smart home’ technology will enable everyday electronics and household appliances to communicate with each other, the consumer and the manufacturer.

The Internet offers tremendous, cost effective opportunities for creating and maintaining an ongoing EE dialogue to promote behavior change. In concert with this ME&O Strategic Plan, further study will be devoted to developing a statewide DSM web portal that serves as one integrated point of access to a multitude of information on energy efficiency, GHG reduction and DSM options and can direct customers to local utility programs. The web portal will be a user-centered, interactive resource that allows on-line visitors to easily navigate multiple points of data, applications, and information systems. In light of the growing popularity of social networking sites such as Facebook, YouTube, and MySpace, the opportunity for the web portal to include social networking components to engage a younger audience in adopting long-term energy efficiency behavior will be explored in parallel with this effort.

In addition, new media offers another channel in which to convey energy efficiency messages. New media will be an integral component among the mix of delivery channels that will be developed pending segmentation research and analysis of which target audiences would more likely to act on energy efficiency from this delivery channel.

Demography

Shifts in California’s demography indicate that by the year 2050, more than half of all Californians will be Latino⁵. Studies also show increasingly high levels of concern about global warming, air pollution, and air quality. Concern and awareness are particularly high in minority/low income communities, as these communities are disproportionately affected by air quality issues.

⁵ Data from California Department of Finance as presented in *Greening the Color Line: Changing Demographics, Changing Attitudes on the Environment in California’s Low-Income and Minority Communities* by Christian Gonzalez-Rivera-Consultant, Housing, Land Use, and Demographics.

**2009 – 2011 Energy Efficiency Programs
Marketing, Education & Outreach
Program Implementation Plan**

In low-income areas where many minority communities are concentrated, more than 30 percent of total household income is used to pay for necessities such as rent, utilities and maintenance. Income constraints limit their ability to take on additional costs. It is imperative that marketing, education and outreach efforts offer customized, cost-effective solutions that will increase participation in California’s statewide energy efficiency, and demand response programs amongst growing minority populations.

ME&O must include approaches that are based on an understanding of the differences in cultures. For example, all marketing and educational campaigns should include competent and ‘in-language’ DSM solutions with appropriately shaped messages to maximize program participation, market transformation and long-term EE behavior adoption. Beyond the message itself, a campaign should consider the most relevant vehicles for delivering the message.

California’s long term plan for energy efficiency must provide targeted, customer-focused DSM programs that fully leverage the rapidly changing demographic and technological landscape.

Global Warming Awareness

Although a majority of Californians are aware of climate change and believe it is occurring now and will continue into the future⁶, many do not understand how they can take action to reduce their carbon footprint or the connection between home and business energy use and carbon emissions. Energy efficiency outreach campaigns need to clearly inform consumers about the connection between home and business energy use and how energy efficiency actions reduce GHG emissions.

Quantitative Baseline and Market Transformation Information

Table 2

	Baseline Metric		
	Metric A	Metric B	Metric C
Sub Program			

Refer to the overarching PIP section

Market Transformation Information:

⁶ Source: *Californians and Their Attitudes toward Energy Efficiency and Global Warming* presented by Fraser Communications. December 2007.

**2009 – 2011 Energy Efficiency Programs
Marketing, Education & Outreach
Program Implementation Plan**

Table 3

	Market Transformation Planning Estimates		
Market Sector and Segment	2009	2010	2011
Metric A			

Refer to the overarching PIP section

Program Design to Overcome Barriers:

Energy efficiency is an intangible entity and as such, consumers do not immediately recognize the long-term benefits associated with investment in energy efficiency products and services. A paradigm shift for energy efficiency is needed to transform consumers short-term desire for immediate savings into a mindset where and investment in energy-efficient products, services and behavior becomes the norm.

Because consumers feel they are already doing all that they can to save energy, convincing them that they can do more is a significant barrier to participation. Key to overcoming this barrier will be for consumers to feel that they are in control of their energy use and to offer them holistic DSM choices that drive participation and long-term behavior change. Consumers need to feel that their individual contributions matter and that together, we can solve the environmental challenges that face us as a state and as a nation.

The ME&O Strategic Plan’s foundational activities are uniquely designed to address and overcome these barriers to participation. The development of a recognizable and trustworthy brand for California, segmentation analysis, behavior/attitudinal research, and message development will provide a framework for customers to better understand and participate in energy efficiency and conservation behavior. Targeted, relevant messages that are firmly rooted in an understanding of the various demographic, psychographic and cultural differences that comprise California’s diverse population will be deployed. Behavioral/attitudinal research will be undertaken to identify additional motivators that drive permanent behavior change. A statewide, ‘best-in class’ web portal will be developed to allow energy efficiency practitioners and consumers to exchange information and solutions on implementing energy efficiency programs and measures.

Quantitative Program Targets: Not applicable.

Table 4

Program Name	Program Target by 2009	Program Target by 2010	Program Target by 2011
Target #1	N/A	N/A	N/A

Advancing Strategic Plan goals and objectives:

The Strategic Plan recommends four exploratory activities that are necessary to achieve California’s energy efficiency goals for 2009 and beyond. These activities will be guided by

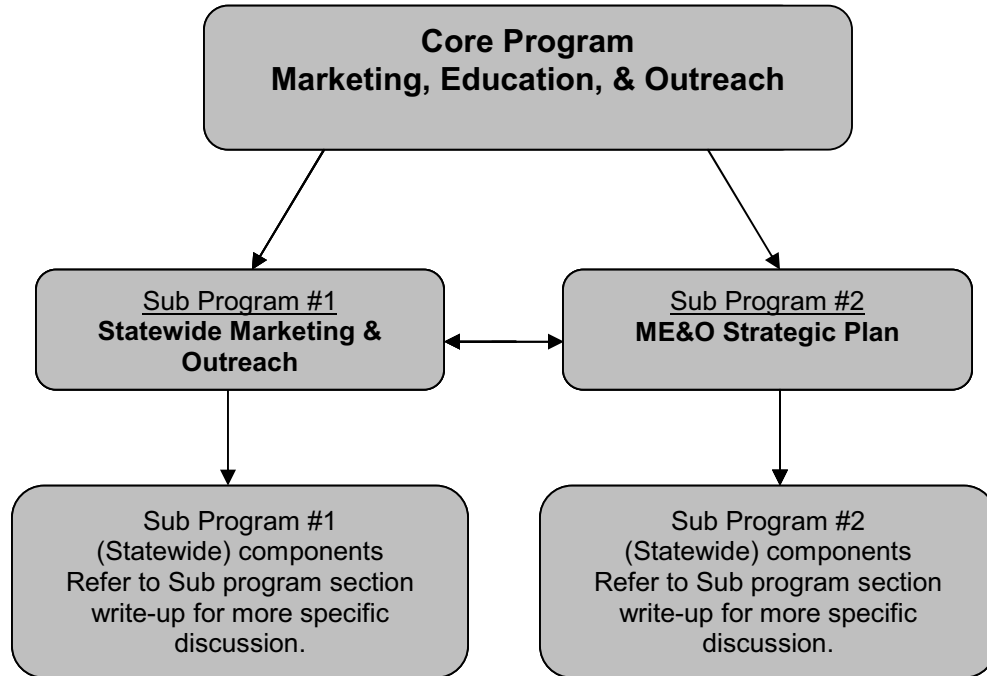
2009 – 2011 Energy Efficiency Programs Marketing, Education & Outreach Program Implementation Plan

the ME&O task force whose members include both IOU and CPUC representatives and as appropriate, other professionals with specific marketing/branding expertise. Funding required to support these activities is sourced from a reduction to the ratepayer funded 2009-2011 Statewide Marketing & Outreach campaign (Flex Your Power) program budget.

- Explore the use of a recognizable and trustworthy Brand for California's Energy Efficiency and other DSM Consumer Products and Services. A branding expert will be enlisted to assess the existing equity in the current energy statewide brand to determine if it should be continued, expanded in scope, or whether a new DSM brand for California should be implemented. A key part of the brand assessment will include evaluating whether it would be desirable and possible for such a brand to also encompass related initiatives such as California Solar Initiative and the Global Warming Solutions Act implementation.
- Utilize statewide segmentation research to develop targeted and highly relevant energy efficiency and DSM marketing messages to incite behavior change/action. Statewide segmentation research will be conducted to better understand the attitudinal, behavioral, demographic and psychographic differences that comprise California's diverse population. Additionally, terminology commonly associated with energy efficiency/conservation will be evaluated so that marketing messages are constructed to be simple, clear, relevant and actionable.
- Use social marketing techniques to build awareness and change consumer attitudes and perceptions. Social and behavioral marketing approaches that provide consumers with an emotional reason to permanently adopt energy efficiency and conservation behavior will be explored.
- Explore developing a website with Statewide Information on GHG reductions, energy efficiency and DSM Awareness and Options. In support of the Strategic Plan, a 'best in class' statewide energy efficiency/DSM web portal will be developed that will be used to engage private industry and business in DSM. Initial development efforts will be geared to the energy efficiency/DSM industry and policy makers.

**2009 – 2011 Energy Efficiency Programs
Marketing, Education & Outreach
Program Implementation Plan**

6. Diagram of Program:



7. Program Logic Model:

Not applicable. Refer to sub-program descriptions.

**2009–2011 Energy Efficiency Programs
SoCalGas SW Integrated DSM
Program Implementation Plan**

1. Program Name: DSM Coordination and Integration
Program ID: TBD
2. Projected Program Budget Table

Table 1

Program #	Main Program Name/Sub-Programs	Total Administrative Cost (Actual)	Total Marketing & Outreach (Actual)	TOTAL Direct Implementation	Integration Budget Allocated to Other Programs (if Applicable)	Total Budget By Program (Actual)
	Market Sector Programs					
	SCG SW DSM Integration and Coordination					
	#SW-IDSM - SW Integrated DSM	\$ 600,122	\$ -	\$ -	\$ -	\$ 600,122
	TOTAL:	\$ 600,122	\$ -	\$ -	\$ -	\$ 600,122

These budget numbers are presented in Appendix C: Energy Division Tables, Graphs & Pie Charts: Table 7.1 - 2009 - 2011 IOU Strategic Planning Program Budget.

3. Program Description

a) Describe Program

The California Long Term Energy Efficiency Strategic Plan (Strategic Plan) encourages programs that integrate the full range of demand-side management (DSM) options: energy efficiency (EE), demand response (DR), distributed generation (DG) ... as fundamental to achieving California’s strategic energy goals. This program implementation plan presents the coordinated effort that the IOUs will make in full collaboration with the CPUC Energy Division.

The IOUs have identified integrated DSM (IDSM) as an important priority. In the IOUs’ 2009-2011 EE applications, each IOU has included separate exhibits on IDSM as well as specific integration activities within each program implementation plan at the Statewide and local program levels as instructed by the CPUC. In addition, each IOU has proposed individual series of activities, pilots and other programs (Strategy 1.2) in response to the Strategic Plan DSM Coordination and Integration Strategy. Through all these approaches, integrated DSM will be advanced in significant ways.

In addition to IOU’s individual IDSM activities and pilots, the IOUs are proposing a statewide IDSM effort that will establish a Statewide Integration Task Force (Task Force). Efforts of the Task Force will encompass activities that promote in a statewide-coordinated fashion two specific IDSM strategies identified in the Strategic Plan, i.e., stakeholder coordination (Strategy 1.3) and new technologies (Strategy 1.4). The IOUs believe that Strategy 1.1—“Carry out integrated marketing of DSM opportunities across all customer classes” should be coordinated with the statewide Marketing, Education and Outreach efforts (see ME&O PIP) and implemented at the local level by the IOUs

2009–2011 Energy Efficiency Programs SoCalGas SW Integrated DSM Program Implementation Plan

focused on particular segment and customer-specific strategies. The Task Force will coordinate closely with the Marketing, Education and Outreach statewide team to ensure a consistent approach and the gain knowledge from statewide and local marketing and outreach efforts.

The budget is intended to cover costs of 2 full-time equivalent (FTE) positions at each utility to lead internal task forces, represent the utilities at the Statewide Task Force level, support by subject matter experts within each utility and associated expenses.

The budget of \$1.2 million per year (\$3.6 million over three years) will be allocated as follows:

PG&E:	\$1.2 million
SCE:	\$1.2 million
Sempra (SDG&E/SoCalGas):	\$1.2 million

b) Statement of Problem and Solutions to Overcome the Problem

There is a significant focus on integration on a statewide and local level by customers, utilities, regulators and legislators.

The Commission’s Strategic Plan provides its vision that “energy efficiency, energy conservation, demand response, advanced metering, and distributed generation technologies are offered as elements of an integrated solution that supports energy and carbon reduction goals immediately, and eventually water and other resource conservation goals in the future.” In addition, the State Legislature has proposed Assembly Bill AB 51, requiring the Commission to integrate the DSM programs within its jurisdiction in order to enable offerings of integrated packages that will maximize savings.

In order to ensure that the medium and long term vision of IDSM is maintained and kept moving forward, the IOUs, in collaboration with the Energy Division, propose the formation of the IDSM Statewide Task Force. The Task Force will meet regularly to identify and promulgate best practices, identify implementation and policy issues, design effective metrics to measure progress on IDSM, and report to the Commission.

This Task Force does not replace individual IOU governance of programs and is not intended to duplicate activities. Rather, the Task Force will look for important opportunities, identify barriers, and work through the program staff to promote the advancement of IDSM, lessons learned and best practices. Specific activities that the Task Force will focus on include the following:

- (1) **Propose a cost effectiveness methodology for IDSM programs and projects.** At present, the state has the Standard Practice Manual that describes various cost effectiveness tests for EE programs. The Commission has an approved cost

2009–2011 Energy Efficiency Programs SoCalGas SW Integrated DSM Program Implementation Plan

effectiveness methodology for EE programs. The Commission also, in R.07-01-041, is considering cost effectiveness methodology for DR programs. There are currently no standard cost effectiveness methodologies to evaluate Solar (CSI) and DG programs. A cost-effectiveness methodology needs to be developed for these programs and projects that consider how costs & benefits are calculated for integrated projects & programs that seek to combine all these demand side resource options into an integrated portfolio. The Task Force would coordinate a workshop to gather stakeholder feedback on this issue.

- (2) **Propose measurement and evaluation protocols for IDSM programs and projects.** Similar to the issue of cost effectiveness, the Commission has approved M&E protocols for EE programs. However, in order to effectively evaluate IDSM programs, activities and pilots, specific protocols need to be developed so that all energy savings and demand reductions from various DSM customer activities are properly documented. The Task Force would coordinate with the EM&V group to develop a proposal of appropriate metrics for assessing integration.
- (3) **Tracking integration pilots, programs and activities.** The Task Force will track integrated efforts and use standards developed to evaluate their success. The Task Force might then use this as a basis to identify pilots, programs and activities that might be replicated in other parts of the state. Part of this effort will include utilizing new integrated audit tools being developed by IOU market sector programs that provide baseline data and information regarding appropriate combinations of DSM technologies for a site. In turn, the IDSM taskforce will coordinate with market sector efforts to provide feedback on the development of these tools to ensure they are truly integrated. Although the Task Force would not run or manage programs, it would offer recommendations, based on its findings, on new approaches and activities that could be added to existing programs to enhance the integrated nature of these offerings. The IOUs are proposing resources for this activity and envision devoting both management and analytic time to this process.

In addition to the formal Task Force, the IOUs will establish, with the Energy Division, a group of dedicated analysts who will be the liaison between the Task Force and the various integrated pilots. The analysts will actively participate in discussions of the pilots, perform assessments based on data collected from the pilot program managers, and return recommendations to the management-level staff of the Task Force. The Task Force will establish a regular review process for pilot progress and ensure that best practices are identified in a report and shared with portfolio managers for all EE areas and Energy Division staff. IDSM can be made a regular agenda item of regular management reviews within each IOU and can be shared with the other IOUs.

- (4) **Review of New Technologies:** The Commission has also approved various R&D and Emerging Technologies (ET) programs that review technologies that could

2009–2011 Energy Efficiency Programs SoCalGas SW Integrated DSM Program Implementation Plan

promote IDSM. The Task Force will be a venue to discuss the applicability of these new technologies and initiatives in the context of IDSM. Task Force members are currently participating in the ET process in order to identify and promote technology that can integrate across programs.

- (5) **Development of Best Practices:** As the IOUs are conducting IDSM pilots and continued research is shared, the Task Force will also look at developing best practices for IDSM for future IDSM programs. The Task Force will establish a formal process for sharing best practices with internal IOU staff, Energy Division staff and interested stakeholders.
- (6) **Development of Regular Reports on progress and recommendations to the CPUC.** The Task Force will develop regular reports on efforts to provide the tracking activities and efforts to date and plans going forward to the CPUC.
- (7) **Establish Strategic Planning Function** The Task Force will be used as a strategic planning source to help inform internal staff development of integrated programs. At present the IOUs have all established a strategic planning function within EE and have established or will be establishing internal Integrated Teams with representatives from staff of different groups across the companies, including EE, DR, DG/Solar, green programs, marketing and delivery channels. This strategic planning function will work across all EE and other DSM areas to ensure consistency and integration, and that the short and mid-term actions of the IOUs meet the long term goals of the Strategic Plan. The Task Force may be staffed by the same people who are now doing strategic planning and leading the internal integration teams.
- (8) **Use of Task Force assessments and findings in the IOUs' Integrated marketing campaigns.** Regular meetings are already established to review EE results with internal marketing management and discuss course changes that might be needed. The exact process of feedback will be determined, but the Task Force can, for example, forward its recommendations to EE management for use in regular reviews and reports in addition to ad hoc contacts to plan and modify programs. At the meetings, the Task Force can also use the opportunity to educate and train management and portfolio managers on the latest findings on better ways to integrate DSM.

c) Program goals, strategies and measurable objectives

The primary purpose of the Task Force is to establish a blueprint for integration for California. To achieve this purpose the Task Force will pursue several objectives:

- 1) Determine membership and identify key liaisons and stakeholders

Initial Task Force membership will include representatives from each of the utilities and from the Energy Division of the CPUC. Utility membership will

2009–2011 Energy Efficiency Programs SoCalGas SW Integrated DSM Program Implementation Plan

include people representing strategic planning, EE, DR and DG programs as well as emerging technologies, marketing, delivery channels and regulatory coordination. Depending on each utility's internal integration coordination process, statewide utility Task Force members are more likely to represent larger internal utility integrated teams. Statewide membership may be expanded to include representatives from the municipal utilities, the CEC and other stakeholders.

- 2) Identify and describe progress to date and current programs related to:
 - Existing utility activities, efforts, programs and pilots,
 - IDSM best practices, and
 - IDSM metrics and cost effectiveness methodologies
- 3) Identify key issues affecting successful integration and develop a timeline and structure for prioritizing identified action items

The Task Force will identify key issues that affect the successful integration of DSM measures in utility programs. At a minimum, key issues include cost-effectiveness, customer barriers to integration, enhancing progress on technical innovations and regulatory jurisdictional issues. The Task Force will work with ET and program planning staff to develop potential solutions to the issues raised, and then follow through to see that the solutions are represented in future program modifications. Task Force meetings can include a specific timeline and structure to track progress on identifying and deploying solutions.

- 4) Develop metrics and reporting mechanism for tracking success of integrated efforts (EM&V protocols)
 - 5) Develop proposals for policy and program initiatives necessary to forward IDSM.
 - 6) Establish program-funding protocols.
 - 7) Identify and recommend adoption of enabling/supporting policies for inclusion in appropriate DSM programs.
 - 8) Identify and propose changes to inhibiting policies and metrics.
- d) Target Audience(s)

The target audience for this program is IDSM stakeholders including, but not limited to, utilities, CPUC, CEC, IDSM service providers

**2009–2011 Energy Efficiency Programs
SoCalGas SW Integrated DSM
Program Implementation Plan**

- e) Identify if and how this program will provide any elements of Workforce Education & Training.

This program will create information useful to WE&T, but will not have any formal connection. The Task Force can be utilized as a repository of experts and best practices that promote IDSM for IDSM related WE&T efforts.

4. Program Rationale and Expected Outcome

The Strategic Plan calls for an ongoing task force to establish a blueprint for integration. A statewide non-resource program is an effective means of coordinating such a blueprint.

- a) If available, Quantitative Baseline and Market Transformation Information

Table 2

	Baseline Metric		
	Metric A	Metric B	Metric C
Overall Program			
Sub Program #1			
Sub Program #2			
Sub Program #3			

Market Transformation has not been a major focus of the California energy efficiency programs since the energy crisis. Consequently, relatively little attention has been given in recent years to identifying and gathering data on indicators of change towards market transformation. For some programs or sub-programs that promote a single end use or measure, there may be some data available for this purpose, probably from industry sources, that we have not yet identified. For many of the programs, however, this kind of long-term, consistent, and expensive data collection has not been done in California.

The utility program planners have worked closely with their respective EM&V staffs and with each other to identify available information and propose potential metrics. Each utility and each program has some data available, but attempts to distill the limited available information into a common set of agreed-upon metrics have proved far more difficult to accomplish. Offering metrics in which there is not strong confidence would not be productive. Therefore, the utilities respectfully exclude "draft" metrics at this time and instead suggest a means of developing meaningful indicators.

The utilities will develop meaningful baseline and market transformation concepts and metrics for programs that do not currently have them, and then propose to design and administer studies to gather and track consistent, reliable and valid baseline and market effects data. We would propose to use the program logic models and The California Evaluation Framework (2004) as guides, and to begin this work after approval of the Application using funding provided for Evaluation, Measurement & Verification.

**2009–2011 Energy Efficiency Programs
SoCalGas SW Integrated DSM
Program Implementation Plan**

We expect that the baseline studies (1) adequately describe the operation of markets that are targeted by a program, (2) confirm our tentative identification of measurable parameters that would indicate changes towards greater efficiency in the market(s) and that are likely to be affected by the program, and (3) gather the current values of those parameters, to serve as baselines against which future market movement can be tracked.

b) Market Transformation Information

Table 3

	Internal Market Transformation Planning Estimates		
Market Sector and Segment	2009	2010	2011
Metric A			
Metric B			
Metric C			
Metric D			

As explained immediately above, the utilities propose to provide these draft metrics when available.

c) Program Design to Overcome Barriers

As stated in the Strategic Plan, “Historically, demand side management (DSM) options for energy consumers have been “siloeed” activities within regulatory bodies, utilities, environmental organizations, and among private sector service providers....The current narrow focus on a single product offering does not maximize energy savings nor minimize the costs of program delivery.” [Section 8-Page 72] The Task Force and associated integration efforts within each utility is working to overcome these barriers and be more “customer centric”, rather than “program centric” in our approach.

d) Quantitative Program Targets

Not applicable

e) Advancing Strategic Plan goals and objectives

This program is specifically intended to address the near term action item to establish an ongoing working group.¹ See Strategic Plan Crosswalk Matrix for more details.

¹ California Long Term Energy Efficiency Strategic Plan, Section 8, page 73.

**2009–2011 Energy Efficiency Programs
SoCalGas SW Integrated DSM
Program Implementation Plan**

5) Program Implementation

This program will primarily implement the Statewide Integration Task Force. As discussed in SoCalGas's July 21, 2008 testimony, Integrated DSM will be incorporated into the utility's 2009-11 operations. As a gas utility, however, SoCalGas's IDSM efforts will necessarily rely on collaborations with electric utilities such as SCE and SDG&E.

a) Statewide IOU Coordination

This is a statewide program. The program name is consistent across the utilities.

The statewide program does not interact, per se, with other programs or organizations; however, information from other organizations and programs will be used in the program. For example, SoCalGas will be working with SDG&E and a Master Community Developer to develop a community to serve as a test bed for integrating proven and emerging technologies for EE/DR and CSI with the goal of promoting sustainable design and ZNE. Results from this project should be replicable, expand the IDSM knowledge base and set the stage for next level ZEHs.

Future program milestones, lessons learned, and best practices can be shared with outside stakeholders to further IDSM activity outside of IOU programs.

b) Program delivery mechanisms

The Statewide Integrated DSM effort will focus primarily on forming and managing the Statewide Integration Task Force. The Task Force will not be involved in direct implementation and, therefore, this section is not applicable.

However, SoCalGas's local implementation of Integrated DSM includes incorporation into a variety of LIEE, EE and DR activities. In addition to organizing operations by customer segment, SoCalGas will actively integrate DSM, solar and LIEE program elements into many of its offerings. These offerings will include but are not limited to:
Audits

- The Home Energy Comparison Tool (HECT), SoCalGas's online tool that compares a residential customer's energy usage to other customers, is used in conjunction with SoCalGas's Home Energy Efficiency Survey to provide residential (including LIEE customers) EE recommendations;
- The Home Energy Efficiency Survey (HEES), a multi-lingual energy audit tool provides customers EE recommendations to reduce their energy use and costs – the tool also supports the CSI requirement that customers undergo an audit before participating in the program;
- The PEAK Student Energy Actions Program (PEAK), offered in partnership with The Energy Coalition, is a standards-based program that educates children about EE and DR;

**2009–2011 Energy Efficiency Programs
SoCalGas SW Integrated DSM
Program Implementation Plan**

- SoCalGas has committed to working with SCE to deliver combined EE and DR audits. These audit services could be used to meet CSI audit requirements. SoCalGas will also be adding green house gas emission inventory calculators to the audit process in 2009;
- SoCalGas’s Mobile Energy Van (EE) provides on-site training for large customers and assists customers in identifying their integrated energy management opportunities;

Incentives

- SoCalGas is working with the South Coast Air Quality Management District (SCAQMD) to jointly fund a program to promote early replacement of water heaters. The objective of the joint project is to capture energy savings and reduce NOx emissions within the LA basin, and
- SoCalGas has also requested CPUC approval to include gas fuel renewable projects in its EE programs – examples include increasing the efficiency of digester gas production facilities that would ultimately reduce the amount of natural gas used at the facility.

c) Marketing Plan

The Task Force will not be involved in direct marketing, but marketing will be an integral part of SDG&E local implementation efforts. In addition, the Task Force will work with the Statewide Marketing and Outreach team to leverage Statewide awareness and education efforts directing customers to utility local integration efforts and offerings.

d) Best Practices

The Task Force’s involvement in reviewing utility integration activities, pilots and practices (e.g., Zero Net Energy, Food Processing), will lead to an establishment of Integrated Best Practices.

e) Innovation

The context of this PIP and effort is very innovative in that this Statewide effort has not been undertaken before by the IOUs. However, SoCalGas is currently working locally on integrated approaches to meet customer needs on a solutions-based, comprehensive basis.

f) Integrated/coordinated Demand Side Management

This program is fundamentally focused on Statewide Integrated Demand Side Management with SoCalGas’s local efforts feeding into the overall strategy.

g) Integration across resource types

**2009–2011 Energy Efficiency Programs
SoCalGas SW Integrated DSM
Program Implementation Plan**

Where possible, the Task Force will identify opportunities for integrating across resource types. Most likely, this information will come from pilots and other customer-focused activities and will be considered future pilots and best practice recommendations.

h) Pilots

Integrated pilots that the utilities will be reviewing as part of this process are included in individual utility applications in their Integration PIPs and Chapters.

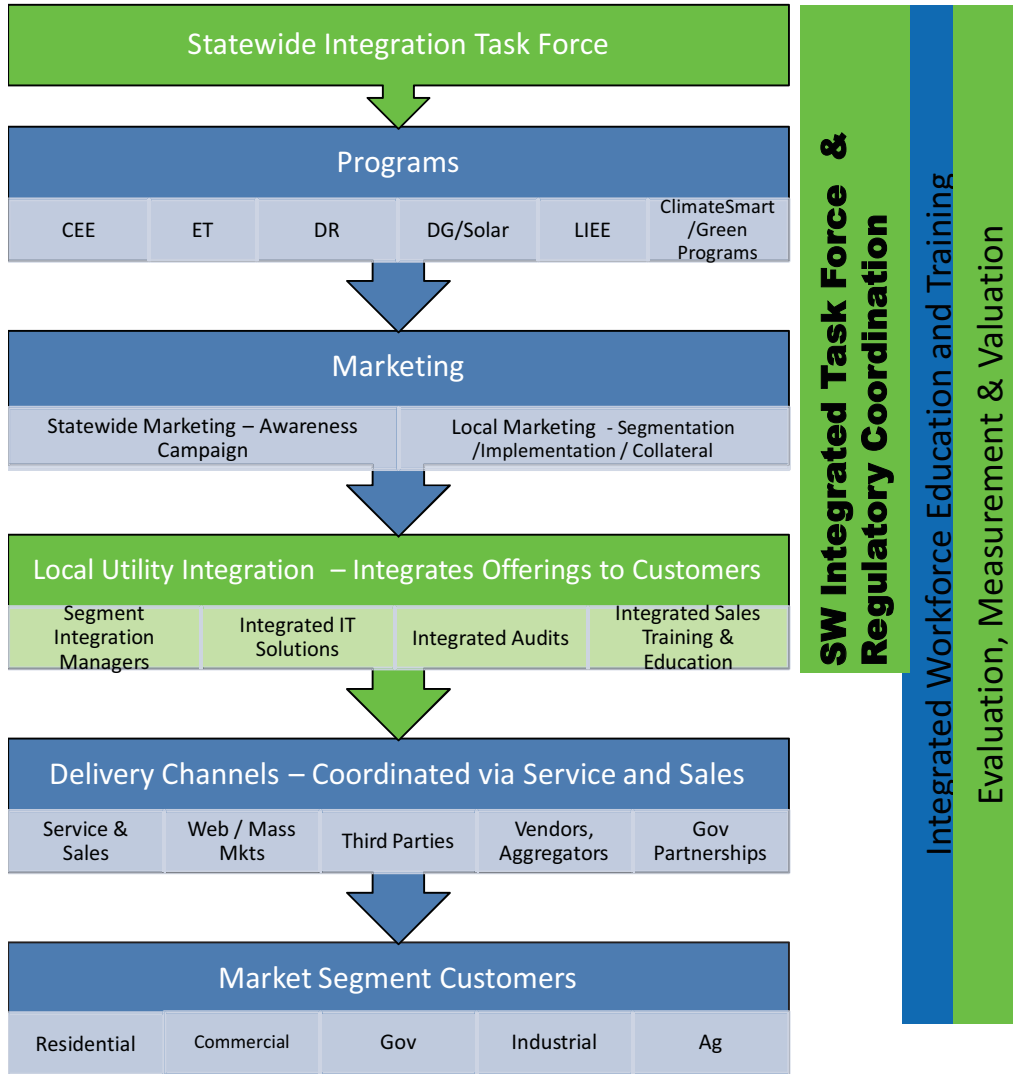
i) EM&V

EM&V is not applicable to this program.

2009–2011 Energy Efficiency Programs SoCalGas SW Integrated DSM Program Implementation Plan

6. Diagram of Program

Program Diagram – IDSM Task Force



7. Program Logic Model

Not applicable

Legend	
BE	Building Energy Training
NCG	New Construction General Training
NC	New Construction New Bldg. Training
NCE	New Construction Existing Bldg. Training
CS	Codes & Standards
CT	Career Training
HVAC	HVAC Installer

Green Collar							
Sector	Course	Admin.	Class Location	Ed. Level(1)	Collaborators(2)	Class Length(3)	# of Times / Yr
BE	Boiler Basics	IOU	ERC	Trade/Lgovt	IEU	Full Day	2
BE	Boiler Water Treatment for Energy Efficiency	IOU	ERC	Trade	IEU	Full Day	2
HVAC	System Duct Design - Intermediate	IOU	ERC/Chatsworth	Trade	IHACI	3 hours	2
BE	Optimizing Heat Utilization and Waste Management	IOU	ERC	Trade	SBD	Full Day	2
BE	Industrial Burner and Control Technologies	IOU	ERC	Trade	SBD	Full Day	2
BE	Economizers and Boiler System Technologies	IOU	ERC	Trade	IEU	Full Day	1
BE	Boiler Water Treatment for Energy Efficiency	IOU	ERC ERC/Customer	Trade	IEU	Full Day	1
BE	Infrared Camera Training (Tool Lending)	IOU	Site	Trade	IEU	2 Days	
BE	Fundamentals of compressed air systems	IOU	ERC	Trade	DOE/CEC	Full Day	1
CS	Engine Regulations & Technologies	IOU	ERC	Trade	Marketing AE	Full Day	1
CS	AB32 CA Greenhouse Gas Legislation	IOU	ERC	Trade	AEE	Full Day	1
CS	Combined Heat and Power Technologies	IOU	ERC	Trade	Pacific Region CHP	Full Day	1
CT	Foodservice industry insights for College Students	IOU	ERC	Students	Application Center	Full Day	1
CT	LA Steam Operators 3-part Training Series	IOU	ERC	Trade	City of LA	3 Days	2
CT	California Community Colleges Ventilation	IOU	ERC	Students	CCC	Full Day	1
CT	Introduction to Residential Green Building	IOU	ERC	Open	MGBCE	Full Day	1
CT	Certified Energy Manager	IOU	ERC	Open	AEE	5 Day	1
CT	Steam Assessment Training	IOU	ERC	Trade	DOE/CEC	Full Day	1
CT	Process Heating Assessment Training	IOU	ERC	Trade	DOE/CEC	Full Day	1
HVAC	Quality Installation Practices 1 & 2	IOU	ERC/Chatsworth	Trade	IHACI	2 days/3 hours	2
HVAC	Introduction to Commercial HVAC Systems	IOU	ERC/Chatsworth	Trade	IHACI	3 hours	2
HVAC	Intermediate Training on Commercial HVAC Systems	IOU	ERC/Chatsworth	Trade	IHACI	3 hours	2
HVAC	System Performance	IOU	ERC/Chatsworth	Trade	IHACI	2 days/3 hours	2
NC	Energy Pro Energy Modeling Software Training - Envelope and Windows	IOU	ERC	Open	AIA	Full Day	2
NC	Energy Pro Energy Modeling Software Training - Indoor & Outdoor Lighting	IOU	ERC	Open	AIA	Full Day	2
NC	Energy Pro Energy Modeling Software Training - Mechanical	IOU	ERC	Open	AIA	Full Day	2
NC	Energy Modeling for LEED	IOU	ERC	Open	AIA	Full Day	1
NCE	Commissioning & Retro-commissioning	IOU	ERC	Bldg. Mgrs.	CTG Energetics	Full Day	1
NCG	Energy Pro Energy Modeling Software Training - Advanced	IOU	ERC	Open	AIA	Full Day	2
NCG	Non-Res Title 24 Standards - Compliance, TDV & Beyond	IOU	ERC	Trade	AIA	Full Day	2
NCG	LEED for New Construction - Technical Review	IOU	ERC	Trade	USGBC	Full Day	1
NCG	Certified Green Building Professional Training	IOU	ERC	Trade	Build IT Green	Full Day (2)	1
NCG	LEED Regional Best Practices - Introduction	IOU	ERC	Open	AIA	Full Day	1
NCG	LEED Regional Best Practices - Sustainable sites and water efficiency	IOU	ERC	Open	AIA	Full Day	1

Green Collar Sector	Course	Admin.	Class Location	Ed. Level(1)	Collaborators(2)	Class Length(3)	# of Times / Yr
NCG	LEED Regional Best Practices - Energy & Atmosphere - Environmental Quality	IOU	ERC	Open	AIA	Full Day	1
NCG	LEED Regional Best Practices - Materials & Resources	IOU	ERC	Open	AIA	Full Day	1
HVAC	System Duct Design - Advanced	IOU	ERC/Chatsworth	Trade	IHACI	2 days/3 hours	2
BE	Managing efficient compressed air	IOU	Airometrix	Trade	Airometrix	Full Day	1
BE	BOC Level I (1 of 7 course series - BOC 101 – BUILDING SYSTEMS OVERVIEW)	IOU	ERC/off-site	Trade	NEEC	Full Day	2
BE	BOC Level I (2 of 7 course series - BOC 107 – FACILITY ELECTRICAL SYSTEMS)	IOU	ERC/off-site	Trade	NEEC	Full Day	2
BE	BOC Level I (3 of 7 course series - BOC 102 – ENERGY CONSERVATION TECHNIQUES)	IOU	ERC/off-site	Trade	NEEC	Full Day	2
BE	BOC Level I (4 of 7 course series - BOC 103 - HVAC SYSTEMS AND CONTROLS)	IOU	ERC/off-site	Trade	NEEC	Full Day	2
BE	BOC Level I (5 of 7 course series - BOC 104 – EFFICIENT LIGHTING FUNDAMENTALS)	IOU	ERC/off-site	Trade	NEEC	Full Day	2
BE	BOC Level I (6 of 7 course series - BOC 106 – INDOOR AIR QUALITY)	IOU	ERC/off-site	Trade	NEEC	Full Day	2
BE	BOC Level I (7 of 7 course series - BOC 105 – ENVIRONMENTAL HEALTH & SAFETY REGULATIONS)	IOU	ERC/off-site	Trade	NEEC	Full Day	2
BE	BOC Level II (1 of 6 course series - BOC 201 – Preventive Maintenance & Troubleshooting)	IOU	ERC/off-site	Trade	NEEC	Full Day	2
BE	BOC Level II (2 of 6 course series - BOC 202 – Advanced Electrical Diagnostics)	IOU	ERC/off-site	Trade	NEEC	Full Day	2
BE	BOC Level II (3 of 6 course series - BOC 203 – HVAC Troubleshooting & Maintenance)	IOU	ERC/off-site	Trade	NEEC	Full Day	2
BE	BOC Level II (4 of 6 course series - BOC 204 – HVAC Controls & Optimization)	IOU	ERC/off-site	Trade	NEEC	Full Day	2
BE	BOC Level II (5 of 6 course series - BOC 214 – Introduction to Building Commissioning)	IOU	ERC/off-site	Trade	NEEC	Full Day	2
BE	BOC Level II (6 of 6 course series - BOC 216 – Enhanced Automation and Demand Reduction)	IOU	ERC/off-site	Trade	NEEC	Full Day	2
HVAC	NATE - 1 of 8 course series (Core - Fundamentals p1)	IOU	ERC/Chatsworth	Trade	IHACI	3 hours	2
HVAC	NATE - 2 of 8 course series (Core - Fundamentals p2))	IOU	ERC/Chatsworth	Trade	IHACI	3 hours	2
HVAC	NATE - 3 of 8 course series (Gas Heating p1)	IOU	ERC/Chatsworth	Trade	IHACI	3 hours	2
HVAC	NATE - 4 of 8 course series (Gas Heating p2)	IOU	ERC/Chatsworth	Trade	IHACI	3 hours	2
HVAC	NATE - 5 of 8 course series (AC & Heat Pumps p1)	IOU	ERC/Chatsworth	Trade	IHACI	3 hours	2
HVAC	NATE - 6 of 8 course series (AC & Heat Pumps p2))	IOU	ERC/Chatsworth	Trade	IHACI	3 hours	2
HVAC	NATE - 7 of 8 course series (Air Distribution p1)	IOU	ERC/Chatsworth	Trade	IHACI	3 hours	2
HVAC	NATE - 8 of 8 course series (Air Distribution p2)	IOU	ERC/Chatsworth	Trade	IHACI	3 hours	2